

AFFIDAVIT

STATE OF TEXAS

COUNTY OF COOKE

The members of the Commissioners' Court of Cooke County, Texas, state as follows:

The requirement of Subsection (C) of the Texas Local Government Code, §114.026 have been met for the term of **May 2016**. The amount of cash and other assets in the custody of the County Treasurer at the time of examination are:

Cash (includes on hand, money market accounts, and short term investments) \$ 35,782,852.30.

Other Assets (long term investments) \$ 0.00.

Sworn to and subscribed this 27 day of June, 2016.




Jason Brinkley, Cooke County Judge




Gary Hollowell, Commissioner, Pct 1



B. C. Lemons, Commissioner, Pct 2



Al Smith, Commissioner, Pct 3



Leon Klement, Commissioner, Pct 4

ATTEST:




Rebecca Lawson, County Clerk


FINANCIAL REPORTS

May 2016


In accordance with Local Government Code 114.026, this affidavit states the current cash and reports in the custody of the county treasurer as of this date of May 31, 2016.



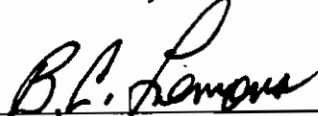
Jason Brinkley,
Cooke County Judge




Rebecca Lawson,
Cooke County Clerk



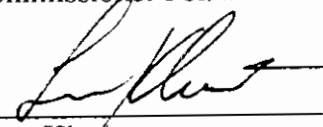
Gary Hollowell,
Commissioner Pct. #1



B. C. Lemons,
Commissioner Pct. #2



Al Smith,
Commission Pct. #3



Leon Klement,
Commissioner Pct. #4



MONTHLY REPORT

MAY 2016

PATTY BRENNAN

COOKE COUNTY TREASURER

TOTALS

PRIOR MONTH ENDING BANK STATEMENT BALANCE \$319,292.47
 CLEARED DEPOSITS \$897,546.06
 CLEARED ADDITIONS \$.00
 CLEARED CHECKS \$79,915.63-
 CLEARED DEDUCTIONS \$893,908.28-
 3
 77
 6

CURRENT MONTH ENDING BANK STATEMENT BALANCE \$243,014.62

CURRENT MONTH ENDING BANK STATEMENT BALANCE \$243,014.62
 OUTSTANDING DEPOSITS \$.00
 OUTSTANDING ADDITIONS \$.00
 OUTSTANDING CHECKS \$16,244.60-
 OUTSTANDING DEDUCTIONS \$.00
 17

RECONCILED BOOK BALANCE \$226,770.02

ENDING STATEMENT DATE 05/31/2016 CLERK: PB

TOTALS

PRIOR MONTH ENDING BANK STATEMENT BALANCE \$6,686,846.95 245
 CLEARED DEPOSITS \$2,111,317.33 3
 CLEARED ADDITIONS \$76,677.60 3
 CLEARED CHECKS \$1,920,205.65- 603
 CLEARED DEDUCTIONS \$6,170.17- 3

CURRENT MONTH ENDING BANK STATEMENT BALANCE \$6,948,466.06

CURRENT MONTH ENDING BANK STATEMENT BALANCE \$6,948,466.06
 OUTSTANDING DEPOSITS \$.00
 OUTSTANDING ADDITIONS \$.00
 OUTSTANDING CHECKS \$358,456.17- 351
 OUTSTANDING DEDUCTIONS \$.00

RECONCILED BOOK BALANCE \$6,590,009.89

ENDING STATEMENT DATE 05/31/2016 CLERK: PB

Depositor Statement

May 1, 2016 - May 31, 2016

Account #: 104791304900

Cooke County
Attn: Patty Brennan
101 S. Dixon Street
Gainesville, TX 76240

Account at-a-Glance

Beginning Balance	2,005,266.04
+ Net Deposits	0.00
+ Net Accrued Interest ²	425.63
Ending Balance	2,005,691.67
Days In Period ⁴	31
Average Daily Balance ⁵	2,005,266.04
Net APY This Period ⁶	0.2499
Available Balance ⁷	2,005,266.04

Depositor Information

Website: www.ficaaccount.com
Support Center: (866) 343-5516

Account Transactions

Description	Date	Amount(USD\$)
No transactions in this period		

Bank Deposit Detail

Depository Bank	FDIC#	Balance(USD\$)
American Pride Bank	58584	18.70
BankUnited National Association	58979	67,608.85
BofI Federal Bank	35546	245,024.36
CapStar Bank	58823	7,993.04
Capital One National Association	4297	5,870.71
Celtic Bank	57056	5,933.96
Customers Bank	34444	242,333.49
Darien Rowayton Bank	58257	11,023.80
East West Bank	31628	3,442.75
Farmers Exchange Bank	15118	5,664.13
First Bank	12229	194,527.27
First Choice Bank	58471	102,266.09
First Internet Bank of Indiana	34607	1,514.88
First Virginia Community Bank	58696	7,468.18
Franklin Synergy Bank	58714	164,924.54
Grandpoint Bank	58390	10,553.12
Great Western Bank	15289	3,824.02
Hancock Bank	12441	171,108.60
Hingham Institution for Savings	90211	1,780.97

Depositor Statement

May 1, 2016 - May 31, 2016

Account #: 104791304900

Cooke County

Attn: Patty Brennan
101 S. Dixon Street
Gainesville, TX 76240

Depository Bank	FDIC#	Balance(USD\$)
Israel Discount Bank of New York	19977	77,982.31
Lake City Bank	13102	10,095.46
MB Financial Bank N.A.	3628	2,154.29
MainStreet Bank	57742	68.51
Mercantil Commercebank National Association	22953	16,230.16
Merchants Bank of Indiana	8056	112,152.37
MileStone Bank	58502	1,065.98
NexBank SSB	29209	17,210.70
Noah Bank	58196	134.54
OneWest Bank FSB	58978	12,692.58
Pacific Mercantile Bank	34940	6,134.02
Pacific Trust Bank FSB	35498	123,510.74
Progress Bank and Trust	58719	35.34
RBS Citizens National Association	57957	2,000.00
Reading Co-operative Bank	26620	6,142.82
Southwest Bank	18812	1,312.98
Sterling Bank	6195	147.31
SunTrust Bank	867	1,000.00
TD Bank N.A.	18409	1,000.00
Talmer Bank and Trust	58132	2,624.25
Texas Capital Bank National Association	34383	55,176.13
Traditional Bank Inc.	2711	9,851.10
Uinā Bank	1167	1,187.26
Valley National Bank	9396	32,655.40
ViewPoint Bank National Association	58006	11,905.31
WashingtonFirst Bank	57696	247,915.02
Aggregate Net Accrued Interest ³		425.63
Total		2,005,691.67

Disclosure Information

¹ The Federally Insured Cash Account ® ("FICA") is not a member of the Federal Deposit Insurance Corporation ("FDIC"), but the banks in which your money is deposited are FDIC members. The FDIC is an independent agency of the U.S. government that protects the funds depositors place in FDIC insured institutions. FDIC deposit insurance is backed by the full faith and credit of the U.S. government.

² Net Accrued Interest is the estimated amount of your accrued interest earned for the current month less any FICA Fee with respect to such interest. Net Accrued Interest cannot be withdrawn from your account until it is credited to the account. There is no guarantee that you will receive the full amount as stated. Refer to the U.S. Bank Custodial Statement, provided via ficcaccount.com, for further details regarding interest earned and fees charged. Net Accrued Interest is for informational purposes only.

³ Aggregate Net Accrued Interest is the sum of the current month's Net Accrued Interest and any prior period Net Accrued Interest not yet paid.

⁴ Days In Period ("DIP") is the number of days in the period beginning on, and including the later of, the first day of the month or the business day your initial deposit is received by the FICA Custodian if received on or before 11:00AM EST or the business day immediately following if received after 11:00AM EST, and ending on, and including, the last day of the month. DIP does not include any date on which the balance is zero.

⁵ Average Daily Balance is the sum of your beginning balance plus any deposits less any withdrawals averaged across number of days in Days In Period.

⁶ Net APY This Period is the annualized yield that reflects the relationship between the net interest received plus any Net Accrued Interest and the Average Daily Balance for the statement period.

⁷ Available Balance reflects the amount that can be withdrawn as of the date of the statement. This balance is the Ending Balance less the Aggregate Net Accrued Interest amount.

We encourage you to compare the information provided in our statement with the U.S. Bank custody statement. You may access your U.S. Bank custody statement by calling 1-866-343-5516.

StoneCastle Cash Management, LLC is an SEC Registered Investment Advisor. StoneCastle Cash Management, LLC is an affiliate of StoneCastle Partners, LLC, a leading asset management and financial services company dedicated to investing and serving the community banking sector. Performance data shown represents past performance, and is no guarantee of future results. Rates may change without notice. Please read the Terms and Conditions relating to the FICA program for more complete information and the governing terms of the account. Review your statement for accuracy. If you have any questions regarding your account, contact a FICA representative. Registration with the SEC does not imply a particular level of skill or training.

INVESTMENTS-TEXPOOL
PATTY BRENNAN, COOKE COUNTY TREASURER
MAY 2016

ACCT NAME	BALANCE FORWARD	DEPOSITS	WITH-DRAWALS	CURRENT INTEREST	ENDING BALANCE
GENERAL	\$ 6,026,466.62	\$ -	\$ -	\$ 1,739.53	\$ 6,028,206.15
R & B -1	\$ 514,007.94	\$ -	\$ -	\$ 148.37	\$ 514,156.31
R & B -2	\$ 217,114.33	\$ -	\$ -	\$ 62.69	\$ 217,177.02
R & B -3	\$ 484,418.49	\$ -	\$ -	\$ 139.81	\$ 484,558.30
R & B -4	\$ 401,740.05	\$ -	\$ -	\$ 115.97	\$ 401,856.02
FM & L	\$ 313,406.68	\$ -	\$ -	\$ 90.47	\$ 313,497.15
TJPC	\$ 5,015.18	\$ -	\$ -	\$ 1.53	\$ 5,016.71
ADULT PROB	\$ 88,750.65	\$ -	\$ -	\$ 25.63	\$ 88,776.28
COURT REP	\$ 12,179.19	\$ -	\$ -	\$ 3.42	\$ 12,182.61
PERM IMP	\$ 1,182,182.86	\$ -	\$ -	\$ 341.21	\$ 1,182,524.07
LAW ENFORCEMENT ED	\$ 5,015.02	\$ -	\$ -	\$ 1.53	\$ 5,016.55
LAW LIBRARY	\$ 26,506.47	\$ -	\$ -	\$ 7.69	\$ 26,514.16
CH SECURITY	\$ 56,515.02	\$ -	\$ -	\$ 16.31	\$ 56,531.33
REC MGMT	\$ 134,705.54	\$ -	\$ -	\$ 38.87	\$ 134,744.41
REC PRESV	\$ 43,569.44	\$ -	\$ -	\$ 12.57	\$ 43,582.01
ARCHIVE	\$ 19,459.08	\$ -	\$ -	\$ 5.59	\$ 19,464.67
DIST ATTY FORFEITURE	\$ 10,022.92	\$ -	\$ -	\$ 2.81	\$ 10,025.73
JAIL COMMISSARY	\$ 30,041.88	\$ -	\$ -	\$ 8.65	\$ 30,050.53
2004 GO-REFUNDING	\$ 325,641.63	\$ -	\$ -	\$ 94.03	\$ 325,735.66
TOTAL: TREAS FUND	<u>\$ 9,896,758.99</u>	<u>\$ -</u>	<u>\$ -</u>	<u>\$ 2,856.68</u>	<u>\$ 9,899,615.67</u>
YEAR - TO - DATE INTEREST	BAL FORWARD	CURRENT INT.	BALANCE		
	\$ 12,343.61	\$ 2,856.68	\$ 15,200.29		
AVG. YEILD FOR MAY 2016	0.34%	MKT VALUE PER SHARE	\$ 1.00		

INVESTMENTS-LOGIC
PATTY BRENNAN, COOKE COUNTY TREASURER
MAY 2016

ACCT NAME	BALANCE		DEPOSITS	WITH-		CURRENT INTEREST	ENDING BALANCE
	FORWARD			DRAWALS			
GENERAL	\$ 10,541,332.52	\$	-	\$ 1,000,000.00	-	\$ 4,529.12	\$ 9,545,861.64
R & B -1	\$ 1,019,097.73	\$	-	\$	-	\$ 475.69	\$ 1,019,573.42
R & B -2	\$ 336,601.71	\$	-	\$	-	\$ 157.10	\$ 336,758.81
R & B -3	\$ 809,673.30	\$	-	\$	-	\$ 377.93	\$ 810,051.23
R & B -4	\$ 742,978.18	\$	-	\$	-	\$ 346.81	\$ 743,324.99
FM & L	\$ 402,104.83	\$	-	\$	-	\$ 187.69	\$ 402,292.52
TJPC	\$ 10,075.84	\$	-	\$	-	\$ 4.67	\$ 10,080.51
JUV-ISP	\$ 4,805.93	\$	-	\$	-	\$ 2.21	\$ 4,808.14
JUV-VE	\$ 6,033.54	\$	-	\$	-	\$ 2.80	\$ 6,036.34
ADULT PROB	\$ 95,429.04	\$	-	\$	-	\$ 44.54	\$ 95,473.58
DIST CLK PRESERVATION	\$ 10,038.58	\$	-	\$	-	\$ 4.66	\$ 10,043.24
CTY/DIST TECH	\$ 3,013.16	\$	-	\$	-	\$ 1.46	\$ 3,014.62
COURT REP	\$ 30,130.19	\$	-	\$	-	\$ 14.05	\$ 30,144.24
PERM IMP	\$ 1,194,401.42	\$	-	\$	-	\$ 557.52	\$ 1,194,958.94
LAW ENFORCEMENT ED	\$ 5,020.84	\$	-	\$	-	\$ 2.40	\$ 5,023.24
JP-TECH	\$ 16,869.79	\$	-	\$	-	\$ 7.86	\$ 16,877.65
LAW LIBRARY	\$ 55,229.47	\$	-	\$	-	\$ 25.79	\$ 55,255.26
CC LIBRARY	\$ 22,225.51	\$	-	\$	-	\$ 10.36	\$ 22,235.87
JP-CH SECURITY	\$ 5,038.70	\$	-	\$	-	\$ 2.41	\$ 5,041.11
CH SECURITY	\$ 100,574.46	\$	-	\$	-	\$ 46.94	\$ 100,621.40
REC MGMT	\$ 130,588.01	\$	-	\$	-	\$ 60.96	\$ 130,648.97
REC PRESV	\$ 40,395.97	\$	-	\$	-	\$ 18.86	\$ 40,414.83
DIST CLK REC MGMT	\$ 15,060.39	\$	-	\$	-	\$ 7.06	\$ 15,067.45
DIST CLK ARCHIVE	\$ 4,016.53	\$	-	\$	-	\$ 1.86	\$ 4,018.39
ARCHIVE	\$ 35,189.10	\$	-	\$	-	\$ 16.43	\$ 35,205.53
CTY ATTY CHECK COLLECT	\$ 4,524.97	\$	-	\$	-	\$ 2.14	\$ 4,527.11
DIST ATTY FORFEITURE	\$ 20,136.33	\$	-	\$	-	\$ 9.40	\$ 20,145.73

INVESTMENTS-LOGIC
PATTY BRENNAN, COOKE COUNTY TREASURER
MAY 2016

SHERIFF FORFEITURE	\$	37,638.95	\$	-	\$	-	\$	17.57	\$	37,656.52
JAIL COMMISSARY	\$	48,188.38	\$	-	\$	-	\$	22.47	\$	48,210.85
STATE FEES	\$	8,071.12	\$	-	\$	-	\$	3.74	\$	8,074.86
2012 GO REFUNDING	\$	383,452.91	\$	-	\$	-	\$	179.00	\$	383,631.91
TOTAL: TREAS FUND		<u>\$ 16,137,937.40</u>		<u>\$ -</u>		<u>\$ 1,000,000.00</u>		<u>\$ 7,141.50</u>		<u>\$ 15,145,078.90</u>
YEAR - TO - DATE INTEREST	BAL FORWARD	\$ 28,562.94	CURRENT INT.	\$ 7,141.50	BALANCE	\$ 35,704.44				
AVG. YEILD FOR MAY 2016		0.55%	MKT VALUE PER SHARE	\$	1.00					

C.D. INVESTMENTS

LANDMARK BANK

MAY 2016

<u>C.D.#</u>	<u>PURCHASE DATE</u>	<u>AMOUNT</u>	<u>MAT. DATE</u>
GEN/4170805685	May 24, 2015	500,000.00	May 24, 2017
GEN/4170805677	May 24, 2015	500,000.00	May 24, 2017
Library - Liddell 4761	July 15, 2015	7,500.00	Jan 15, 2017
Library - Liddell 4779	July 15, 2015	7,500.00	Jan 15, 2017
Library - Rosenstein 5099	Jun 12, 2014	11,000.00	Sept 12, 2017
Library - Rosenstein 5198	Sept 16, 2014	8,000.00	Dec 16, 2017

INT. EARNED MONTHLY:

2-Gen CD's @ .52%
2-Liddell CD's @ .25%
2-Rosenstein CD's @ 1.05%

Interest is deposited into the Treasurer's Fund. The 2 Gen CDs' interest is deposited monthly, and the 4 Library's CDs' interest is deposited quarterly.

PROSPERITY BANK

GEN/14401708	Sept 17, 2015	250,000.00	Sept 17, 2017
--------------	---------------	------------	---------------

INT. EARNED MONTHLY:

Gen CD @ .50%

Interest accrues monthly and is deposited monthly with depository bank into the Treasurer's Fund.

C.D. INVESTMENTS

THE FIRST STATE BANK

MAY 2016

<u>C.D.#</u>	<u>PURCHASE DATE</u>	<u>AMOUNT</u>	<u>MAT. DATE</u>
GEN/17445	Sept 17, 2015	250,000.00	Sept 17, 2017

INT. EARNED MONTHLY:

Gen CD @ .65%

Interest accrues monthly and is deposited monthly with depository bank into the Treasurer's Fund.

MUENSTER STATE BANK

GEN/2129	Sept 17, 2015	250,000.00	Sept 17, 2017
----------	---------------	------------	---------------

INT. EARNED MONTHLY:

Gen CD @ .75%

Interest accrues monthly and is deposited monthly with depository bank into the Treasurer's Fund.



Pledge Security Listing

May 31, 2016

EL CAMPO, TX



A Division of Hilltop Securities

ID	CUSTP	Description	Safetkeeping Location	Safetkeeping Receipt	Coupon	Maturity Date	Call Date	Moody	S&P	Fitch	FASB115	Face Amount	Current Par	Current Book Value	Market Value	Gain(Loss)
COOKE COUNTY																
2047	3128MGN1	FHLMC G12895	FHLB	X	5.00	06/01/2021		AAA	AA+	AAA	HTM	157,950	9,525.78	9,525.67	10,064.43	538.76
2107	31410G558	FHMA 889257	FHLB	X	5.00	04/01/2021		AAA	AA+	AAA	HTM	105,405	6,181.12	6,181.05	6,512.82	331.77
3643	3128MGN4	FHLMC G18469	FHLB		2.00	06/01/2028		AAA	AA+	AAA	HTM	212,158	150,968.50	151,520.74	151,953.57	432.83
Total for COOKE COUNTY												475,513	166,675.40	167,227.46	168,530.82	1,303.36



Although the information in this report has been obtained from sources believed to be reliable, its accuracy cannot be guaranteed.

report

PAGE 1 05/31/16 19:39:02
HOLDINGS BAPN032N
CC3 PROD

FEDERAL RESERVE BANK PLEDGEE

DISTRB PT J1
AS OF CLOSE OF BUSINESS 05-31-2016

PLEDGE: COOKE COUNTY
100 S. DIXON
RM. 106

J7BM INSTITUTION ID: #J7BM

GAINESVILLE TX 76240

HOLDER : 081500862 - LANDMARK BANK

RESP FRB:H1

ACCOUNT: J7BM - *COOKE COUNTY

CUSIP #

BVF

PAR

BALANCE BOOK VALUE

31300LVH5	FMAR	848716	G	01-01-37	0.5138338900
200,000.00				102,766.78	
3133TTX48	FGRA	2326ZQ	06/15/31	06-15-31	0.1562022600
300,000.00				46,860.68	
313378CR0	2.25	FHLB	22 KW	03-11-22	1.0000000000
5,000,000.00				5,000,000.00	
3136ACLE9	FNRM	RC025BD	R13F025	03-25-33	0.6900279600
1,400,000.00				966,039.14	
3136AKJK0	FNRM	CL041CM	R14F041	06-25-40	0.7876815900
1,000,000.00				787,681.59	
3137B1CT7	FGRM	4195LH	12/15/31	12-15-31	0.7334013100
600,000.00				440,040.79	
31392WB41	FGRM	2512PG	10/15/22	10-15-22	0.2650025600
400,000.00				106,001.02	
31394CMY5	FNRM	CL016LE	R05F016	07-25-33	0.0294921000
1,100,000.00				32,441.31	
31394H2Q3	FGRM	2662DH	08/15/23	08-15-23	0.7348833100
1,200,000.00				881,859.97	
31395HVM9	FGRA	2896BZ	11/15/34	11-15-34	1.4298274100
200,000.00				285,965.48	
31396ALL6	FGRM	3035DP	10/15/34	10-15-34	0.0269648700
2,100,000.00				56,626.23	
38374F2L7	GFRM	2004-24	ZM	04-20-34	1.3076020160
700,000.00				915,321.41	

SUBTOTAL:

14,200,000.00 9,621,604.40

GRAND TOTAL:

14,200,000.00 9,621,604.40

Pledge Inventory Report

Landmark Bank
Columbia, MO
FROM 5/1/2016 TO 5/31/2016

Customer ID: 5961
Report Date: 6/1/2016
PAS Rep: Vance Roe
Account Rep: Bob Fitzpatrick

Cusip	Description	Maturity Date	Intent	S&P	Market Price	Original Face	Book Value
Ticket	Location Code/Name	Group	Coupon	Moody	Maturity (Yr)	Par	Market Value
Pledged: J7BM - COOKE COUNTY							
313378CR0	FED HOME LN BK	03/11/2022	AFS	AA+	5/31/2016	5,000,000.00	5,087,817.37
956483	FED - FEDERAL RESERVE BANK	AGY	2.25000	Aaa	5.78	5,000,000.00	5,172,650.15
31300LVH5	FHLMC ARM POOL #8487	01/01/2037	AFS		5/31/2016	200,000.00	109,938.67
851172	FED - FEDERAL RESERVE BANK	MB3	2.60800		20.60	102,786.78	108,873.18
31331TTX48	fhmc termic ser 2326	06/15/2031	AFS		5/31/2016	300,000.00	52,864.95
783451	FED - FEDERAL RESERVE BANK	MB4	6.50000	NR	15.05	46,860.68	53,467.66
3136ACLE9	FNM13025 BD	03/25/2033	AFS		5/31/2016	1,400,000.00	941,407.95
879680	FED - FEDERAL RESERVE BANK	MB4	2.00000	Nr	16.83	966,039.14	974,286.13
3138AKJK0	FNR 2014-41 CM	06/25/2040	AFS		5/31/2016	1,000,000.00	751,657.16
916714	FED - FEDERAL RESERVE BANK	MB4	1.50000	Nr	24.08	787,881.59	776,819.54
3137B1CTT	FHL4195 LH	12/15/2031	AFS		5/31/2016	600,000.00	424,566.99
882621	FED - FEDERAL RESERVE BANK	MB4	1.50000	Nr	15.55	440,040.79	434,593.79
31392WB41	FHL2512 PG	10/15/2022	AFS		5/31/2016	400,000.00	112,966.26
719835	FED - FEDERAL RESERVE BANK	MB4	5.50000	NR	6.38	106,001.02	115,503.32
31394CMY5	FNM05016 LE	07/25/2033	AFS		5/31/2016	1,100,000.00	32,443.14
739876	FED - FEDERAL RESERVE BANK	MB4	5.50000	NR	17.16	32,441.31	32,489.82
31394H2Q3	FHL2662 DH	08/15/2023	AFS		5/31/2016	1,200,000.00	939,671.87
887207	FED - FEDERAL RESERVE BANK	MB4	5.00000	NR	7.21	881,859.97	949,690.09
31395HVM9	FHL2896 BZ	11/15/2034	AFS		5/31/2016	200,000.00	312,993.42
858692	FED - FEDERAL RESERVE BANK	MB4	5.00000	Nr	18.47	285,965.48	313,325.76
31396ALL6	FHL3035 DP	10/15/2034	AFS		5/31/2016	2,100,000.00	56,870.74
746903	FED - FEDERAL RESERVE BANK	MB4	5.50000	NR	18.39	56,626.23	57,017.66
38374F2L7	GNM04024 ZM	04/20/2034	AFS		5/31/2016	700,000.00	1,015,525.95
844136	FED - FEDERAL RESERVE BANK	MB4	5.00000	Nr	17.90	915,321.41	1,017,942.97
12	Total Pledged: J7BM - COOKE COUNTY					14,200,000.00	9,818,724.47
						9,621,604.40	10,006,660.07

This report reflects information submitted to us by the customer. It is not intended to be used as the official record of safekeeping location and/or pledged holdings. This information should be provided by the customer's safekeeper.

Landmark Bank, N.A.
 Cooke County
 As of: Tuesday, May 31, 2016

Detail Section:

<u>Account No.</u>	<u>Balance</u>	<u>Int Rate</u>	<u>Type</u>	<u>Officer</u>
28002408	\$0	0.00%	TDSV	R1B
28002416	\$0	0.00%	TDSV	R1B
28900090	\$243,015	0.00%	CK	R1B
28900287	\$6,948,466	0.42%	CK	R1B
28900325	\$18,500	0.00%	CK	R1B
28900333	\$0	0.00%	CK	R1B
28900341	\$0	0.00%	CK	R1B
28900368	\$64,976	0.42%	CK	R1B
28900376	\$139,007	0.00%	CK	R1B
28900384	\$136,783	0.00%	CK	R1B
28900392	\$3,177	0.00%	CK	R1B
28900406	\$100,884	0.00%	CK	R1B
28900414	\$1,253	0.00%	CK	R1B
28900422	\$0	0.00%	CK	R1B
28900449	\$580,753	0.00%	CK	R1B
28900457	\$0	0.00%	CK	R1B
28900465	\$0	0.00%	CK	R1B
28900481	\$439,451	0.00%	CK	R1B
28900511	\$1,324	0.00%	CK	R1B
28900538	\$1,689	0.00%	CK	R1B
28901259	\$10,960	0.00%	CK	ELE
28901593	\$24,373	0.00%	CK	JDH
4170003539	\$58,869	0.00%	CK	R1B
4170009684	\$0	0.00%	CK	R1B
4170009700	\$3,933	0.00%	CK	R1B
4170013934	\$0	0.00%	CK	JDH
4170023065	\$0	0.00%	CK	R1B
4170045332	\$19,403	0.00%	CK	T1G
4170049177	\$500	0.00%	CK	T1G
4170800744	\$0	0.00%	TDSV	JDH
4170800751	\$0	0.00%	TDSV	JDH
4170801528	\$0	0.00%	TDSV	R1B
4170801536	\$0	0.00%	TDSV	R1B
4170802286	\$0	0.00%	TDSV	JDH
4170802294	\$0	0.00%	TDSV	JDH
4170802849	\$0	0.00%	TDSV	JDH
4170802856	\$0	0.00%	TDSV	JDH
4170803896	\$0	0.00%	TDSV	R1B

4170803904	\$0	0.00%	TDSV	R1B
4170804019	\$0	0.00%	TDSV	R1B
4170804142	\$0	0.00%	TDSV	R1B
4170804159	\$0	0.00%	TDSV	R1B
4170804415	\$0	0.00%	TDSV	T1G
4170804423	\$0	0.00%	TDSV	T1G
4170804761	\$7,500	0.25%	TDSV	T1G
4170804779	\$7,500	0.25%	TDSV	T1G
4170805073	\$0	0.00%	TDSV	T1G
4170805081	\$0	0.00%	TDSV	T1G
4170805198	\$8,000	1.05%	TDSV	JDH
4170805677	\$500,000	0.52%	TDSV	T1G
4170805685	\$500,000	0.52%	TDSV	T1G

Collateral Section:

<u>Description / LOC No.</u>	<u>Amount</u>	<u>Maturity Date</u>
Securities - Market Value	\$10,006,660	(See add'l report)

Pledge Report Summary:

Total Deposits	\$	9,820,316
Plus Additional Coverage (per Agreement)	\$	0
Total Collateral Needed	\$	<u>9,820,316</u>
Collateral Pledged	\$	10,006,660
FDIC Insurance	\$	250,000
Total Collateral Provided	\$	<u>10,256,660</u>
Total Public Funding Excess / (Needed)	\$	<u>436,344</u>

FUND NAME	CHECKING ACCOUNT	CHECKING AMOUNT	TDOA ACCOUNT	TDOA AMOUNT	FUND TOTAL
2016 001 GENERAL	TREAS FUND	3,353,586.03	TEXPOOL LOGIC STONE CERT DEPOS	6,028,206.15 9,545,861.64 2,005,691.67 1,750,000.00	22,683,345.49
2016 011 ROAD & BRIDGE 1	TREAS FUND	561,880.48	TEXPOOL LOGIC	514,156.31 1,019,573.42	2,095,610.21
2016 012 ROAD & BRIDGE 2	TREAS FUND	527,927.74	TEXPOOL LOGIC	217,177.02 336,759.81	1,081,863.57
2016 013 ROAD & BRIDGE 3	TREAS FUND	470,882.21	TEXPOOL LOGIC	484,558.30 810,051.23	1,765,491.74
2016 014 ROAD & BRIDGE 4	TREAS FUND	433,394.02	TEXPOOL LOGIC	401,856.02 743,324.99	1,578,575.03
2016 019 FM & LATERAL	TREAS FUND	85,119.08	TEXPOOL LOGIC	313,497.15 402,292.52	800,908.75
2016 020 TJPC	TREAS FUND	32,556.68	TEXPOOL LOGIC	5,016.71 10,080.51	47,653.90
2016 021 JUVENILE PROB-ISP	TREAS FUND	7,192.82	TEXPOOL LOGIC	4,808.14	12,000.96
2016 022 JUVENILE PROBATION	TREAS FUND	9,219.94	TEXPOOL LOGIC		9,219.94
2016 023 JUVENILE PROB. IV-E	TREAS FUND	7,949.73	TEXPOOL LOGIC	6,036.34	13,986.07
2016 028 ADULT PROBATION	TREAS FUND	140,164.19	TEXPOOL LOGIC	88,776.28 95,473.58	324,414.05
2016 029 COMMUNITY CORRECTIONS	TREAS FUND	11,121.98	TEXPOOL LOGIC		11,121.98
2016 031 CONTRACT ELECTIONS	TREAS FUND	1,323.01	TEXPOOL LOGIC		1,323.01
2016 032 DISTRICT CLERK PRESERVATION	TREAS FUND	25,637.52	TEXPOOL LOGIC	10,043.24	35,680.76
2016 033 COUNTY/DISTRICT TECHNOLOGY	TREAS FUND	4,640.96	TEXPOOL LOGIC	3,014.62	7,655.58
2016 034 COURT REPORTER	TREAS FUND	6,360.76	TEXPOOL LOGIC	12,182.61 30,144.24	48,687.61
2016 035 PERMANENT IMPROVEMENT	TREAS FUND	52,542.14	TEXPOOL LOGIC	1,182,524.07 1,194,958.94	2,430,025.15
2016 037 LAW ENFORCEMENT ED	TREAS FUND	7,905.48	TEXPOOL LOGIC	5,016.55 5,023.24	17,945.27
2016 038 JP TECH	TREAS FUND	12,047.72	TEXPOOL LOGIC		

FUND NAME	CHECKING ACCOUNT	CHECKING AMOUNT	TDOA ACCOUNT	TDOA AMOUNT	FUND TOTAL
2016 040 LAW LIBRARY	TREAS FUND	38,947.79	TEXPOOL LOGIC	16,877.65	28,925.37
2016 041 CC LIBRARY FUND	TREAS FUND	29,242.63	TEXPOOL LOGIC	26,514.16	120,717.21
2016 042 CC HISTORICAL COMM.	TREAS FUND	4,069.70	TEXPOOL LOGIC	55,255.26	51,478.50
2016 043 JP COURTHOUSE SECURITY	TREAS FUND	10,176.48	TEXPOOL LOGIC	22,235.87	4,069.70
2016 044 COURTHOUSE SECURITY	TREAS FUND	78,393.36	TEXPOOL LOGIC	5,041.11	15,217.59
2016 045 FLOOD DAMAGE	TREAS FUND	17,742.00	TEXPOOL LOGIC	56,531.33	235,546.09
2016 046 CHAPTER 19	TREAS FUND		TEXPOOL LOGIC	100,621.40	17,742.00
2016 047 CC RECORDS MANAGEMENT	TREAS FUND	4,442.58	TEXPOOL LOGIC		4,442.58
2016 048 COUNTY RECORDS MANAGEMENT	TREAS FUND	41,442.36	TEXPOOL LOGIC	134,744.41	306,835.74
2016 049 CC RECORDS PRESERVATION	TREAS FUND	74,898.49	TEXPOOL LOGIC	130,648.97	158,895.33
2016 050 DIST CLERK RECORDS MANAGEMENT	TREAS FUND	26,959.87	TEXPOOL LOGIC	43,582.01	42,027.32
2016 051 DISTRICT CLERK ARCHIVE	TREAS FUND	16,883.63	TEXPOOL LOGIC	40,414.83	20,902.02
2016 052 COUNTY CLERK ARCHIVE FEE	TREAS FUND	57,250.01	TEXPOOL LOGIC	4,018.39	111,920.21
2016 053 CA CHECK COLLECTING	TREAS FUND	3,115.52	TEXPOOL LOGIC	19,464.67	7,642.63
2016 054 DA CHECK COLLECTING	TREAS FUND	.34	TEXPOOL LOGIC	35,205.53	.34
2016 056 DISTRICT ATTY FORFEITURE	TREAS FUND	87,877.12	TEXPOOL LOGIC	4,527.11	118,048.58
2016 057 D A SEIZURE FUND	TREAS FUND	51,651.65	TEXPOOL LOGIC	10,025.73	51,651.65
2016 058 SHERIFF FORFEITURE	TREAS FUND	10,804.26	TEXPOOL LOGIC	20,145.73	48,460.78
2016 059 JAIL COMMISSARY	TREAS FUND	21,134.66	TEXPOOL LOGIC	37,656.52	99,396.04
2016 060 INTEREST & SINKING	TREAS FUND		TEXPOOL LOGIC	30,050.53	
				48,210.85	

COMBINED STATEMENT OF CASH POSITION FOR MAY

FUND NAME	CHECKING ACCOUNT	CHECKING AMOUNT	TDOA ACCOUNT	TDOA AMOUNT	FUND TOTAL
2016 061 2004 GO REFUNDING DEBT SERVITREAS FUND	TREAS FUND	170,215.77	TEXPOOL LOGIC	325,735.66 383,631.91	879,583.34
2016 070 BOND FUND	TREAS FUND		TEXPOOL LOGIC		
2016 088 STATE FEES	TREAS FUND	97,799.20	TEXPOOL LOGIC	8,074.86	105,874.06
2016 090 OFFICER'S TRUST	TREAS FUND		TEXPOOL		
2016 091 LIBRARY TRUST - LIDDELL	TREAS FUND	1,619.82	CERT DEPOS	15,000.00	16,619.82
2016 092 LIBRARY TRUST - ROSENSTEIN	TREAS FUND	2,347.53	CERT DEPOS	19,000.00	21,347.53
2016 098 PAYROLL CLEARING	PAYROLL	1,490,286.68			1,490,286.68
2016 100 CHLD ABUSE PREVENTION FUND	TREAS FUND	269.72	TEXPOOL		269.72
2016 101 PRETRIAL DIVERSION	TREAS FUND	8,854.00	TEXPOOL		8,854.00
TOTAL		8,097,877.66		28,834,386.24	36,932,263.90

CHECK ACCOUNT

ACCOUNT BALANCE - TREAS FUND
ACCOUNT BALANCE - PAYROLL

CHECK
6,607,590.98
1,490,286.68

TOTAL

8,097,877.66

TD0A ACCOUNT

ACCOUNT BALANCE - TEXPOOL
ACCOUNT BALANCE - LOGIC
ACCOUNT BALANCE - STONE
ACCOUNT BALANCE - CERT DEPOS

TD0A
9,899,615.67
15,145,078.90
2,005,691.67
1,784,000.00

TOTAL

28,834,386.24

ACCOUNT NAME	BEGINNING CASH BALANCE	CASH RECEIPTS	CASH DISBURSEMENTS	ENDING CASH BALANCE
2016 001 GENERAL - GENERAL FUND	2,881,304.76	1,790,181.48	1,317,900.21	3,353,586.03
CASH ON HAND	1,779.00	.00	.00	1,779.00
CASH INVESTED - TEXPOOL	6,026,466.62	1,739.53	.00	6,028,206.15
CASH INVESTED - LOGIC	10,541,332.52	4,529.12	1,000,000.00	9,545,861.64
CASH INVESTED - STONE CASTLE	2,005,266.04	425.63	.00	2,005,691.67
T-BILLS - INVESTMENTS	.00	.00	.00	.00
CASH INVESTMENT-CD	1,750,000.00	.00	.00	1,750,000.00
FUND TOTALS	23,206,148.94	1,796,875.76	2,317,900.21	22,685,124.49
2016 011 ROAD & BRIDGE 1	547,269.36	80,843.61	66,232.49	561,880.48
CASH INVESTED	514,007.94	148.37	.00	514,156.31
CASH INVESTED - LOGIC	1,019,097.73	475.69	.00	1,019,573.42
T-BILL INVESTMENTS	.00	.00	.00	.00
FUND TOTALS	2,080,375.03	81,467.67	66,232.49	2,095,610.21
2016 012 ROAD & BRIDGE 2	595,786.64	38,176.04	106,034.94	527,927.74
CASH INVESTED	217,114.33	62.69	.00	217,177.02
CASH INVESTED - LOGIC	336,601.71	157.10	.00	336,758.81
T-BILL INVESTMENTS	.00	.00	.00	.00
FUND TOTALS	1,149,502.68	38,395.83	106,034.94	1,081,863.57
2016 013 ROAD & BRIDGE 3	528,801.02	21,060.38	78,979.19	470,882.21
CASH INVESTED	484,418.49	139.81	.00	484,558.30
CASH INVESTED - LOGIC	809,673.30	377.93	.00	810,051.23
T-BILL INVESTMENTS	.00	.00	.00	.00
FUND TOTALS	1,822,892.81	21,578.12	78,979.19	1,765,491.74
2016 014 ROAD & BRIDGE 4	471,913.87	21,321.73	59,841.58	433,394.02
CASH INVESTED - TEXPOOL	401,740.05	115.97	.00	401,856.02
CASH INVESTED - LOGIC	742,978.18	346.81	.00	743,324.99
T-BILL INVESTMENTS	.00	.00	.00	.00
FUND TOTALS	1,616,632.10	21,784.51	59,841.58	1,578,575.03
2016 019 FM & LATERAL	85,812.82	56.26	750.00	85,119.08
CASH INVESTED	313,406.68	90.47	.00	313,497.15
CASH INVESTED - LOGIC	402,104.83	187.69	.00	402,292.52
T-BILL INVESTMENT	.00	.00	.00	.00
FUND TOTALS	801,324.33	334.42	750.00	800,908.75
2016 020 TJPC	29,228.35	25,273.57	21,945.24	32,556.68
CASH INVESTED	5,015.18	1.53	.00	5,016.71
CASH INVESTED - LOGIC	10,075.84	4.67	.00	10,080.51
FUND TOTALS	44,319.37	25,279.77	21,945.24	47,653.90
2016 021 JUVENILE PROB-ISP	7,189.90	2.92	.00	7,192.82
CASH - JUVENILE PROBATION	.00	.00	.00	.00
CASH INVESTED - LOGIC	4,805.93	2.21	.00	4,808.14
FUND TOTALS	11,995.83	5.13	.00	12,000.96

ACCOUNT NAME	BEGINNING CASH BALANCE	CASH RECEIPTS	CASH DISBURSEMENTS	ENDING CASH BALANCE
2016 022 JUVENILE PROBATION CASH - JUV. PROB. DIV INVESTMENTS FUND TOTALS	9,041.27 .00 9,041.27	178.67 .00 178.67	.00 .00 .00	9,219.94 .00 9,219.94
2016 023 JUVENILE PROB. IV-E CASH - IV-E CASH INVESTED CASH INVESTED - LOGIC FUND TOTALS	7,946.51 .00 6,033.54 13,980.05	3.22 .00 2.80 6.02	.00 .00 .00 .00	7,949.73 .00 6,036.34 13,986.07
2016 028 ADULT PROBATION CASH - ADULT PROBATION CASH ON HAND CASH INVESTED - TEXPOOL CASH INVESTED - LOGIC FUND TOTALS	131,581.07 75.00 88,750.65 95,429.04 315,835.76	29,551.84 .00 25.63 44.54 29,622.01	20,968.72 .00 .00 .00 20,968.72	140,164.19 75.00 88,776.28 95,473.58 324,489.05
2016 029 COMMUNITY CORRECTIONS CASH - COMMUNITY CORRECTI INVESTMENTS CASH INVESTED - LOGIC FUND TOTALS	17,781.70 .00 17,781.70	.00 .00 .00 .00	6,659.72 .00 .00 .00	11,121.98 .00 .00 .00 11,121.98
2016 031 CONTRACT ELECTIONS CASH - CONTRACT ELECTIONS CASH INVESTED - TEXPOOL CASH INVESTED - LOGIC FUND TOTALS	1,322.48 .00 1,322.48	.53 .00 .00 .00	.00 .00 .00 .00	1,323.01 .00 .00 .00 1,323.01
2016 032 DISTRICT CLERK PRESERVATION CASH - DISTRICT CLERK PRESERVATI INVESTMENTS CASH INVESTED - LOGIC FUND TOTALS	25,297.22 .00 10,038.58 35,335.80	340.30 .00 4.66 344.96	.00 .00 .00 .00	25,637.52 .00 10,043.24 35,680.76
2016 033 COUNTY/DISTRICT TECHNOLOGY FUN CASH - COUNTY/DISTRICT TECH INVESTMENTS CASH INVESTED - LOGIC FUND TOTALS	4,444.39 3,013.16 7,457.55	196.57 .00 1.46 198.03	.00 .00 .00 .00	4,640.96 3,014.62 7,655.58
2016 034 COURT REPORTER CASH -COURT REPORTER FUND INVESTMENTS CASH INVESTED - LOGIC FUND TOTALS	6,013.35 12,179.19 30,130.19 48,322.73	647.41 3.42 14.05 664.88	300.00 .00 .00 .00	6,360.76 12,182.61 30,144.24 48,687.61
2016 035 PERMANENT IMPROVEMENT CASH - PERMANENT IMPROVEM CASH INVESTED CASH INVESTED - LOGIC T-BILL INVESTMENTS FUND TOTALS	135,413.62 1,182,182.86 1,194,401.42 2,511,997.90	4,040.52 341.21 557.52 4,939.25	86,912.00 .00 .00 .00	52,542.14 1,182,524.07 1,194,958.94 2,430,025.15
2016 037 LAW ENFORCEMENT ED CASH - LAW ENFORCEMENT ED	7,902.27	3.21	.00	7,905.48

ACCOUNT NAME	BEGINNING CASH BALANCE	CASH RECEIPTS	CASH DISBURSEMENTS	ENDING CASH BALANCE
2016 038 JP TECH	11,887.94	1,426.87	1,267.09	12,047.72
CASH - J P TECH FUND				
INVESTMENTS	16,869.79	7.00	.00	16,877.00
CASH INVESTED - LOGIC	28,757.73	1,434.73	1,267.09	28,925.37
FUND TOTALS				
2016 040 LAW LIBRARY	38,170.11	1,175.53	397.85	38,947.79
CASH - LAW LIBRARY				
CASH INVESTED	26,506.47	7.69	.00	26,514.16
CASH INVESTED - LOGIC	55,229.47	25.79	.00	55,255.26
FUND TOTALS	119,908.05	1,209.01	397.85	120,717.21
2016 041 CC LIBRARY FUND	28,359.08	1,393.41	509.86	29,242.63
CASH - COOKE COUNTY LIBRA				
CASH INVESTED		.00	.00	.00
CASH INVESTED - LOGIC	22,225.51	10.36	.00	22,235.87
T-BILL INVESTMENTS		.00	.00	.00
FUND TOTALS	50,584.59	1,403.77	509.86	51,478.50
2016 042 CC HISTORICAL COMM.	4,068.05	1.65	.00	4,069.70
CASH - COOKE CO. HISTORIC				
FUND TOTALS	4,068.05	1.65	.00	4,069.70
2016 043 JP COURTHOUSE SECURITY	10,393.95	356.63	574.10	10,176.48
CASH - JP COURTHOUSE SECURITY				
CASH INVESTED	5,038.70	2.41	.00	5,041.11
CASH INVESTED - LOGIC	15,432.65	359.04	574.10	15,217.59
FUND TOTALS				
2016 044 COURTHOUSE SECURITY	76,129.34	2,264.02	.00	78,393.36
CASH - COURTHOUSE SECURIT				
CASH INVESTED	56,515.02	16.31	.00	56,531.33
CASH INVESTED - LOGIC	100,574.46	46.94	.00	100,621.40
FUND TOTALS	233,218.82	2,327.27	.00	235,546.09
2016 045 FLOOD DAMAGE	17,742.00	.00	.00	17,742.00
CASH - FLOOD DAMAGE				
CASH INVESTED - TEXPOOL	.00	.00	.00	.00
CASH INVESTED - LOGIC	.00	.00	.00	.00
FUND TOTALS	17,742.00	.00	.00	17,742.00
2016 046 CHAPTER 19	.00	.00	.00	.00
CASH - CHAPTER 19				
INVESTMENTS	.00	.00	.00	.00
FUND TOTALS	.00	.00	.00	.00
2016 047 CC RECORDS MANAGEMENT	4,354.24	88.34	.00	4,442.58
CASH - CC RECORDS MANAGEMENT				
INVESTMENTS - TEXPOOL		.00	.00	.00
FUND TOTALS	4,354.24	88.34	.00	4,442.58
2016 048 COUNTY RECORDS MANAGEMENT	40,382.22	1,497.64	437.50	41,442.36
CASH - RECORDS MANAGEMENT				

ACCOUNT NAME	BEGINNING CASH BALANCE	CASH RECEIPTS	CASH DISBURSEMENTS	ENDING CASH BALANCE
2016 049 CC RECORDS PRESERVATION				
CASH INVESTED - TEXPOOL	134,745.54	38.87	.00	134,744.41
CASH INVESTED - LOGIC	130,388.01	60.96	.00	130,648.97
FUND TOTALS	305,675.77	1,597.47	437.50	306,835.74
2016 050 DIST CLERK RECORDS MANAGEMENT				
CASH INVESTED - LOGIC	67,266.80	7,631.69	.00	74,898.49
CASH INVESTED - TEXPOOL	43,569.44	12.57	.00	43,582.01
CASH INVESTED - LOGIC	40,395.97	18.86	.00	40,414.83
FUND TOTALS	151,232.21	7,663.12	.00	158,895.33
2016 051 DISTRICT CLERK ARCHIVE				
CASH INVESTED - LOGIC	26,687.35	272.52	.00	26,959.87
CASH INVESTED - LOGIC	15,060.39	7.00	.00	15,067.39
FUND TOTALS	41,747.74	279.58	.00	42,027.32
2016 052 COUNTY CLERK ARCHIVE FEE				
CASH INVESTED - LOGIC	16,646.85	236.78	.00	16,883.63
CASH INVESTED - LOGIC	4,016.53	.00	.00	4,018.39
FUND TOTALS	20,663.38	238.64	.00	20,902.02
2016 053 CA CHECK COLLECTING				
CASH INVESTED - LOGIC	57,191.45	7,091.42	7,032.86	57,250.01
CASH INVESTED - LOGIC	19,459.08	5.59	.00	19,464.67
CASH INVESTED - LOGIC	35,189.10	16.43	.00	35,205.53
FUND TOTALS	111,839.63	7,113.44	7,032.86	111,920.21
2016 054 DA CHECK COLLECTING				
CASH INVESTED - LOGIC	3,165.02	60.00	109.50	3,115.52
CASH INVESTED - LOGIC	4,524.97	.00	.00	4,524.97
FUND TOTALS	7,689.99	62.14	109.50	7,642.63
2016 056 DISTRICT ATTY FORFEITURE				
CASH INVESTED - LOGIC	.34	.00	.00	.34
CASH INVESTED - LOGIC	.00	.00	.00	.00
FUND TOTALS	.34	.00	.00	.34
2016 057 D A SEIZURE FUND				
CASH INVESTED - LOGIC	52,839.65	247.00	1,435.00	51,651.65
CASH INVESTED - LOGIC	52,839.65	.00	.00	51,651.65
FUND TOTALS	52,839.65	247.00	1,435.00	51,651.65
2016 058 SHERIFF FORFEITURE				
CASH INVESTED - LOGIC	13,217.46	956.41	3,369.61	10,804.26
CASH INVESTED - LOGIC	37,638.95	.00	.00	37,638.95
FUND TOTALS	50,856.41	956.41	3,369.61	48,460.78
2016 059 JAIL COMMISSARY				
CASH INVESTED - LOGIC	19,997.88	1,434.68	297.90	21,134.66

ACCOUNT NAME	BEGINNING CASH BALANCE	CASH RECEIPTS	CASH DISBURSEMENTS	ENDING CASH BALANCE
2016 060 INTEREST & SINKING				
CASH INVESTED	30,041.88	8.65	.00	30,050.53
CASH INVESTED - LOGIC	48,188.38	22.47	.00	48,210.85
FUND TOTALS	98,228.14	1,465.80	297.90	99,396.04
2016 061 2004 GO REFUNDING DEBT SERVICE				
CASH - 2004 GO REFUNDING D/S	165,647.04	4,568.73	.00	170,215.77
CASH INVESTED	325,641.63	94.03	.00	325,735.66
CASH INVESTED - LOGIC	383,452.91	179.00	.00	383,631.91
FUND TOTALS	874,741.58	4,841.76	.00	879,583.34
2016 070 BOND FUND				
CASH - CONSTRUCTION FUND	.00	.00	.00	.00
CASH INVESTED	.00	.00	.00	.00
CASH INVESTED - LOGIC	.00	.00	.00	.00
FUND TOTALS	.00	.00	.00	.00
2016 088 STATE FEES				
CASH - STATE FEES	47,718.31	50,084.63	3.74	97,799.20
CASH INVESTED	8,071.12	.00	.00	8,074.86
CASH INVESTED - LOGIC	55,789.43	3.77	3.74	105,874.06
FUND TOTALS	.00	.00	.00	.00
2016 090 OFFICER'S TRUST				
CASH-OFFICERS TRUST	.00	.00	.00	.00
CASH INVESTED	.00	.00	.00	.00
CASH INVESTED - LOGIC	.00	.00	.00	.00
FUND TOTALS	.00	.00	.00	.00
2016 091 LIBRARY TRUST - LIDDELL				
CASH-LIBRARY TRUST/LIDDELL	1,826.70	.71	207.59	1,619.82
CD INVESTMENT	15,000.00	.00	.00	15,000.00
FUND TOTALS	16,826.70	.71	207.59	16,619.82
2016 092 LIBRARY TRUST - ROSENSTEIN				
CASH-LIBRARY TRUST/ROSENSTEIN	2,346.58	.95	.00	2,347.53
CD INVESTMENT	19,000.00	.00	.00	19,000.00
FUND TOTALS	21,346.58	.95	.00	21,347.53
2016 098 PAYROLL CLEARING				
CASH - PAYROLL CLEARING	592,740.62	897,546.06	.00	1,490,286.68
INVESTMENTS	.00	.00	.00	.00
FUND TOTALS	592,740.62	897,546.06	.00	1,490,286.68
2016 100 CHILD ABUSE PREVENTION FUND				
CASH-CHILD ABUSE PREVENTION	269.62	.10	.00	269.72
CASH INVESTED	.00	.00	.00	.00
FUND TOTALS	269.62	.10	.00	269.72
2016 101 PRETRIAL DIVERSION				
CASH-PRETRIAL DIVERSION	8,854.00	.00	.00	8,854.00

ACCOUNT NAME	BEGINNING CASH BALANCE	CASH RECEIPTS	CASH DISBURSEMENTS	ENDING CASH BALANCE
CASH INVESTED	.00	.00	.00	.00
CASH INVESTED - LOGIC	.00	.00	.00	.00
FUND TOTALS	8,854.00	.00	.00	8,854.00
GRAND TOTALS	36,715,422.22	3,001,081.47	2,782,385.79	36,934,117.90