


FINANCIAL REPORTS

January 2016

In accordance with Local Government Code 114.026, this affidavit states the current cash and reports in the custody of the county treasurer as of this date of January 31, 2016.



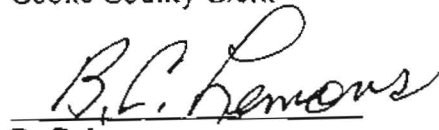
Jason Brinkley,  
Cooke County Judge



Rebecca Lawson,  
Cooke County Clerk




Gary Hollowell,  
Commissioner Pct. #1



B. C. Lemons,  
Commissioner Pct. #2



Al Smith,  
Commission Pct. #3



Leon Klement,  
Commissioner Pct. #4

AFFIDAVIT

STATE OF TEXAS

COUNTY OF COOKE


The members of the Commissioners' Court of Cooke County, Texas, state as follows:

The requirement of Subsection (C) of the Texas Local Government Code, §114.026 have been met for the term of January 2016. The amount of cash and other assets in the custody of the County Treasurer at the time of examination are:


Cash (includes on hand, money market accounts, and short term investments) \$ 35,755,439.52.

Other Assets (long term investments) \$ 0.00.

Sworn to and subscribed this 22 day of February, 2016.

  
\_\_\_\_\_  
Jason Brinkley, Cooke County Judge


  
\_\_\_\_\_  
Gary Hollowell, Commissioner, Pct 1

  
\_\_\_\_\_  
B. C. Lemoqs, Commissioner, Pct 2

  
\_\_\_\_\_  
Al Smith, Commissioner, Pct 3

  
\_\_\_\_\_  
Leon Klement, Commissioner, Pct 4

ATTEST:

  
\_\_\_\_\_  
Rebecca Lawson, County Clerk

FINANCIAL REPORTS

January 2016

In accordance with Local Government Code 114.026, this affidavit states the current cash and reports in the custody of the county treasurer as of this date of January 31, 2016.

\_\_\_\_\_  
Jason Brinkley,  
Cooke County Judge

\_\_\_\_\_  
Rebecca Lawson,  
Cooke County Clerk

\_\_\_\_\_  
Gary Hollowell,  
Commissioner Pct. #1

\_\_\_\_\_  
B. C. Lemons,  
Commissioner Pct. #2

\_\_\_\_\_  
Al Smith,  
Commission Pct. #3

\_\_\_\_\_  
Leon Klement,  
Commissioner Pct. #4

**AFFIDAVIT**

**STATE OF TEXAS**

**COUNTY OF COOKE**

**The members of the Commissioners' Court of Cooke County, Texas, state as follows:**

The requirement of Subsection (C) of the Texas Local Government Code, §114.026 have been met for the term of **January 2016**. The amount of cash and other assets in the custody of the County Treasurer at the time of examination are:

Cash (includes on hand, money market accounts, and short term investments) **\$ 35,755,439.52.**

Other Assets (long term investments) \$ 0.00.

Sworn to and subscribed this \_\_\_\_ day of \_\_\_\_\_.

\_\_\_\_\_  
**Jason Brinkley, Cooke County Judge**

\_\_\_\_\_  
**Gary Hollowell, Commissioner, Pct 1**

\_\_\_\_\_  
**B. C. Lemons, Commissioner, Pct 2**

\_\_\_\_\_  
**Al Smith, Commissioner, Pct 3**

\_\_\_\_\_  
**Leon Klement, Commissioner, Pct 4**

**ATTEST:**

\_\_\_\_\_  
**Rebecca Lawson, County Clerk**





**MONTHLY REPORT**

**JANUARY 2016**

**PATTY BRENNAN**

**COOKE COUNTY TREASURER**

PRIOR MONTH ENDING BANK STATEMENT BALANCE	\$134,740.46	
CLEARED DEPOSITS	\$901,700.90	3
CLEARED ADDITIONS	\$ .00	
CLEARED CHECKS	\$76,235.88-	74
CLEARED DEDUCTIONS	<u>\$831,086.19-</u>	6

CURRENT MONTH ENDING BANK STATEMENT BALANCE \$129,119.29

CURRENT MONTH ENDING BANK STATEMENT BALANCE	\$129,119.29	
OUTSTANDING DEPOSITS	\$ .00	
OUTSTANDING ADDITIONS	\$ .00	
OUTSTANDING CHECKS	\$1,907.61-	4
OUTSTANDING DEDUCTIONS	<u>\$ .00</u>	

RECONCILED BOOK BALANCE \$127,211.68

ENDING STATEMENT DATE 01/31/2016 CLERK: PB

PRIOR MONTH ENDING BANK STATEMENT BALANCE	\$9,570,869.22	
CLEARED DEPOSITS	\$6,434,980.65	243
CLEARED ADDITIONS	\$61,041.84	2
CLEARED CHECKS	\$2,107,218.72-	399
CLEARED DEDUCTIONS	<u>\$3,373,424.89-</u>	5

CURRENT MONTH ENDING BANK STATEMENT BALANCE \$10,586,248.10

CURRENT MONTH ENDING BANK STATEMENT BALANCE	\$10,586,248.10	
OUTSTANDING DEPOSITS	\$ .00	
OUTSTANDING ADDITIONS	\$ .00	
OUTSTANDING CHECKS	\$408,966.18-	549
OUTSTANDING DEDUCTIONS	<u>\$ .00</u>	

RECONCILED BOOK BALANCE \$10,177,281.92

ENDING STATEMENT DATE 01/31/2016 CLERK: PB

C.D. INVESTMENTS

-----

LANDMARK BANK

JANUARY 2016

<u>C.D.#</u>	<u>PURCHASE DATE</u>	<u>AMOUNT</u>	<u>MAT. DATE</u>
GEN/4170805685	May 24, 2015	500,000.00	May 24, 2017
GEN/4170805677	May 24, 2015	500,000.00	May 24, 2017
Library - Liddell 4761	July 15, 2015	7,500.00	Jan 15, 2017
Library - Liddell 4779	July 15, 2015	7,500.00	Jan 15, 2017
Library - Rosenstein 5099	Jun 12, 2014	11,000.00	Sept 12, 2017
Library - Rosenstein 5198	Sept 16, 2014	8,000.00	Dec 16, 2017

INT. EARNED MONTHLY:

2-Gen CD's @ .52%  
2-Liddell CD's @ .25%  
2-Rosenstein CD's @ 1.05%

Interest is deposited into the Treasurer's Fund. The 2 Gen CDs' interest is deposited monthly, and the 4 Library's CDs' interest is deposited quarterly.

PROSPERITY BANK

GEN/14401708	Sept 17, 2015	250,000.00	Sept 17, 2017
--------------	---------------	------------	---------------

INT. EARNED MONTHLY:

Gen CD @ .50%

Interest accrues monthly and is deposited monthly with depository bank into the Treasurer's Fund.

C.D. INVESTMENTS

-----

THE FIRST STATE BANK

JANUARY 2016

<u>C.D.#</u>	<u>PURCHASE DATE</u>	<u>AMOUNT</u>	<u>MAT. DATE</u>
GEN/17445	Sept 17, 2015	250,000.00	Sept 17, 2017

INT. EARNED MONTHLY:

Gen CD @ .65%

Interest accrues monthly and is deposited monthly with depository bank into the Treasurer's Fund.

MUENSTER STATE BANK

GEN/2129	Sept 17, 2015	250,000.00	Sept 17, 2017
----------	---------------	------------	---------------

INT. EARNED MONTHLY:

Gen CD @ .75%

Interest accrues monthly and is deposited monthly with depository bank into the Treasurer's Fund.

**Depositor Statement**

January 1, 2016 - January 31, 2016

Account #: 104791304900

**Cooke County**  
Attn: Patty Brennan  
101 S. Dixon Street  
Gainesville, TX 76240

**Account at-a-Glance**

Beginning Balance	2,003,690.87
+ Net Deposits	0.00
+ Net Accrued Interest <sup>2</sup>	340.04
Ending Balance	2,004,030.91
Days In Period <sup>4</sup>	31
Average Daily Balance <sup>5</sup>	2,003,690.87
Net APY This Period <sup>6</sup>	0.2000
Available Balance <sup>7</sup>	2,003,690.87

**Depositor Information**

Website: [www.ficaaccount.com](http://www.ficaaccount.com)  
Support Center: (866) 343-5516

**Account Transactions**

Description	Date	Amount(USD\$)
No transactions in this period		

**Bank Deposit Detail**

Depository Bank	FDIC#	Balance(USD\$)
Bank of Princeton	58513	16,867.02
BankUnited National Association	58979	241,473.31
Bar Harbor Bank & Trust	11971	4,453.84
BoFi Federal Bank	35546	173,719.94
Boone Bank & Trust Co.	33552	1,505.92
CapStar Bank	58823	1,012.92
Capital Bank National Association	35278	1,224.68
CapitalMark Bank & Trust	58507	5,256.82
Celtic Bank	57056	11,571.46
Customers Bank	34444	19,349.78
Darien Rowayton Bank	58257	6,787.28
EagleBank	34742	7,931.59
First Bank	12229	159,984.72
First Choice Bank	58471	83,500.00
Franklin Synergy Bank	58714	3,259.14
Grandpoint Bank	58390	22,955.69
Great Western Bank	15289	34,719.99
GulfShore Bank	58762	1,154.42
Hancock Bank	12441	132,781.66

**Depositor Statement**

**Cooke County**  
Attn: Patty Brennan  
101 S. Dixon Street  
Gainesville, TX 76240

January 1, 2016 - January 31, 2016

Account #: 104791304900

Depository Bank	FDIC#	Balance(USD\$)
Happy State Bank	10359	11,192.29
Heartland Bank	9443	13,649.89
IBERIABANK	28100	27,730.44
Mercantil Commercebank National Association	22953	1,234.43
Merchants Bank of Indiana	8056	15,106.35
Meridian Bank	57777	6,710.60
NewBank	58203	1,967.82
Pacific Mercantile Bank	34940	42,238.63
Pacific Trust Bank FSB	35498	125,696.35
Post Oak Bank N.A.	57729	3,497.04
Provident Bank	30337	1,432.22
Quontic Bank	57807	2,663.32
Regent Bank	4160	3,817.82
Rockville Bank	18203	247,469.70
Signature Bank	57053	239,759.70
Sovereign Bank National Association	29950	112,461.15
Sterling Bank	57813	2,430.36
SunTrust Bank	867	1,659.76
Texas Capital Bank National Association	34383	4,439.13
Valley National Bank	9396	41,380.48
WashingtonFirst Bank	57696	167,643.21
Aggregate Net Accrued Interest <sup>3</sup>		340.04
<b>Total</b>		<b>2,004,030.91</b>

**Disclosure Information**

<sup>1</sup> The Federally Insured Cash Account ® ("FICA") is not a member of the Federal Deposit Insurance Corporation ("FDIC"), but the banks in which your money is deposited are FDIC members. The FDIC is an independent agency of the U.S. government that protects the funds depositors place in FDIC insured institutions. FDIC deposit insurance is backed by the full faith and credit of the U.S. government.

<sup>2</sup> Net Accrued Interest is the estimated amount of your accrued interest earned for the current month less any FICA Fee with respect to such interest. Net Accrued Interest cannot be withdrawn from your account until it is credited to the account. There is no guarantee that you will receive the full amount as stated. Refer to the U.S. Bank Custodial Statement, provided via [ficcaccount.com](http://ficcaccount.com), for further details regarding interest earned and fees charged. Net Accrued Interest is for informational purposes only.

<sup>3</sup> Aggregate Net Accrued Interest is the sum of the current month's Net Accrued Interest and any prior period Net Accrued Interest not yet paid.

<sup>4</sup> Days In Period ("DIP") is the number of days in the period beginning on, and including the later of, the first day of the month or the business day your initial deposit is received by the FICA Custodian if received on or before 11:00AM EST or the business day immediately following if received after 11:00AM EST, and ending on, and including, the last day of the month. DIP does not include any date on which the balance is zero.

<sup>5</sup> Average Daily Balance is the sum of your beginning balance plus any deposits less any withdrawals averaged across number of days in Days In Period.

<sup>6</sup> Net APY This Period is the annualized yield that reflects the relationship between the net interest received plus any Net Accrued Interest and the Average Daily Balance for the statement period.

<sup>7</sup> Available Balance reflects the amount that can be withdrawn as of the date of the statement. This balance is the Ending Balance less the Aggregate Net Accrued Interest amount.

We encourage you to compare the information provided in our statement with the U.S. Bank custody statement. You may access your U.S. Bank custody statement by calling 1-866-343-5516

StoneCastle Cash Management, LLC is an SEC Registered Investment Advisor. StoneCastle Cash Management, LLC is an affiliate of StoneCastle Partners, LLC, a leading asset management and financial services company dedicated to investing and serving the community banking sector. Performance data shown represents past performance, and is no guarantee of future results. Rates may change without notice. Please read the Terms and Conditions relating to the FICA program for more complete information and the governing terms of the account. Review your statement for accuracy. If you have any questions regarding your account, contact a FICA representative. Registration with the SEC does not imply a particular level of skill or training.





**Account Info**

- » Account Info
  - Average Daily Balance
- » Positions
- » Summary Statements
- » Detailed Activity
- » Manage Users

**Positions: Cooke County**

FDIC #	Position	Current Balance
-	Accrued Interest	\$509.83
35498	Banc of California, NA	\$125,696.35
58513	Bank of Princeton	\$16,867.02
58979	BankUnited National Association	\$241,473.31
11971	Bar Harbor Bank & Trust	\$4,453.84
35546	Boji Federal Bank	\$173,719.94
33552	Boone Bank & Trust Co.	\$1,505.92
35278	Capital Bank National Association	\$1,224.68
58507	CapitalMark Bank & Trust	\$5,256.82
58823	CapStar Bank	\$1,012.92
57056	Celtic Bank	\$11,571.46
34444	Customers Bank	\$19,349.78
58257	Darien Rowayton Bank	\$6,787.28
34742	EagleBank	\$7,931.59
12229	First Bank	\$159,984.72
58471	First Choice Bank	\$83,500.00
58714	Franklin Synergy Bank	\$3,259.14
58390	Grandpoint Bank	\$22,955.69
15289	Great Western Bank	\$34,719.99
58762	GulfShore Bank	\$1,154.42
12441	Hancock Bank	\$132,781.66
10359	Happy State Bank	\$11,192.29
9443	Heartland Bank	\$13,649.89
28100	IBERIA BANK	\$27,730.44
22953	Mercantile Commercebank National Association	\$1,234.43
8056	Merchants Bank of Indiana	\$15,106.35
57777	Meridian Bank	\$6,710.60
58203	NewBank	\$1,967.82
34940	Pacific Mercantile Bank	\$42,238.63
57729	Post Oak Bank N.A.	\$3,497.04
30337	Provident Bank	\$1,432.22
57807	Quontic Bank	\$2,663.32
4160	Regent Bank	\$3,817.82
18203	Rockville Bank	\$247,469.70
57053	Signature Bank	\$239,759.70
29950	Sovereign Bank National Association	\$112,461.15
57813	Sterling Bank	\$2,430.36
867	SunTrust Bank	\$1,659.76
34283	Texas Capital Bank National Association	\$4,439.13
9396	Valley National Bank	\$41,380.48
57696	WashingtonFirst Bank	\$167,643.21
	<b>TOTAL</b>	<b>\$2,004,200.70</b>

**Need Help? Contact Us.**

We are here for you  
 Call us at (866) 343-5516,  
 or email us at  
[clientservices@StoneCastle.com](mailto:clientservices@StoneCastle.com)

**INVESTMENTS-TEXPOOL**  
**PATTY BRENNAN, COOKE COUNTY TREASURER**  
**JANUARY 2016**

ACCT NAME	BALANCE FORWARD	DEPOSITS	WITH-DRAWALS	CURRENT INTEREST	ENDING BALANCE
GENERAL	\$ 5,020,388.05	\$ 1,000,000.00	\$ -	\$ 1,290.42	\$ 6,021,678.47
R & B -1	\$ 413,511.19	\$ -	\$ -	\$ 93.95	\$ 413,605.14
R & B -2	\$ 86,934.69	\$ 30,000.00	\$ -	\$ 24.26	\$ 116,958.95
R & B -3	\$ 408,953.51	\$ -	\$ -	\$ 92.87	\$ 409,046.38
R & B -4	\$ 401,329.82	\$ -	\$ -	\$ 91.10	\$ 401,420.92
FM & L	\$ 63,145.31	\$ -	\$ -	\$ 14.30	\$ 63,159.61
TJPC	\$ 5,009.95	\$ -	\$ -	\$ 1.20	\$ 5,011.15
ADULT PROB	\$ 38,663.83	\$ 50,000.00	\$ -	\$ 16.28	\$ 88,680.11
COURT REP	\$ 12,166.80	\$ -	\$ -	\$ 2.75	\$ 12,169.55
PERM IMP	\$ 631,076.56	\$ 300,000.00	\$ -	\$ 169.02	\$ 931,245.58
LAW ENFORCEMENT ED	\$ 5,009.79	\$ -	\$ -	\$ 1.20	\$ 5,010.99
LAW LIBRARY	\$ 26,479.41	\$ -	\$ -	\$ 6.03	\$ 26,485.44
C H SECURITY	\$ 31,452.62	\$ 25,000.00	\$ -	\$ 8.48	\$ 56,461.10
REC MGMT	\$ 109,569.82	\$ 25,000.00	\$ -	\$ 28.67	\$ 134,598.49
REC PRESV	\$ 43,524.86	\$ -	\$ -	\$ 9.90	\$ 43,534.76
ARCHIVE	\$ 19,439.18	\$ -	\$ -	\$ 4.45	\$ 19,443.63
DIST ATTY FORFEITURE	\$ 10,012.75	\$ -	\$ -	\$ 2.30	\$ 10,015.05
JAIL COMMISSARY	\$ 10,012.75	\$ 20,000.00	\$ -	\$ 5.29	\$ 30,018.04
2004 GO-REFUNDING	\$ 375,287.82	\$ 50,000.00	\$ -	\$ 92.75	\$ 425,380.57
<b>TOTAL: TREAS FUND</b>	<b>\$ <u>7,711,968.71</u></b>	<b>\$ <u>1,450,000.00</u></b>	<b>\$ <u>-</u></b>	<b>\$ <u>1,955.22</u></b>	<b>\$ <u>9,213,923.93</u></b>
<b>YEAR - TO - DATE INTEREST</b>	<b>BAL FORWARD</b>	<b>CURRENT INT.</b>	<b>BALANCE</b>		
	\$ 2,553.33	\$ 1,955.22	\$ 4,508.55		
<b>AVG. YEILD FOR JANUARY 2016</b>	<b>0.27%</b>	<b>MKT VALUE PER SHARE</b>	<b>\$ 1.00</b>		

**INVESTMENTS-LOGIC**  
**PATTY BRENNAN, COOKE COUNTY TREASURER**  
**JANUARY 2016**

ACCT NAME	BALANCE FORWARD	DEPOSITS	WITH- DRAWALS	CURRENT INTEREST	ENDING BALANCE
GENERAL	\$ 6,525,668.82	\$ 1,000,000.00	\$ -	\$ 2,408.64	\$ 7,528,077.46
R & B -1	\$ 517,570.94	\$ 250,000.00	\$ -	\$ 231.21	\$ 767,802.15
R & B -2	\$ 36,153.30	\$ 100,000.00	\$ -	\$ 20.54	\$ 136,173.84
R & B -3	\$ 508,466.11	\$ 100,000.00	\$ -	\$ 177.88	\$ 608,643.99
R & B -4	\$ 341,887.79	\$ 200,000.00	\$ -	\$ 145.91	\$ 542,033.70
FM & L	\$ 401,459.93	\$ -	\$ -	\$ 133.72	\$ 401,593.65
TJPC	\$ 10,059.66	\$ -	\$ -	\$ 3.34	\$ 10,063.00
JUV-ISP	\$ 4,798.19	\$ -	\$ -	\$ 1.60	\$ 4,799.79
JUV-IVE	\$ 6,023.90	\$ -	\$ -	\$ 1.99	\$ 6,025.89
ADULT PROB	\$ 95,276.02	\$ -	\$ -	\$ 31.72	\$ 95,307.74
DIST CLK PRESERVATION	\$ 10,022.49	\$ -	\$ -	\$ 3.32	\$ 10,025.81
CTY/DIST TECH	\$ 3,008.40	\$ -	\$ -	\$ 1.02	\$ 3,009.42
COURT REP	\$ 30,081.89	\$ -	\$ -	\$ 10.01	\$ 30,091.90
PERM IMP	\$ 1,092,546.43	\$ -	\$ -	\$ 363.91	\$ 1,092,910.34
LAW ENFORCEMENT ED	\$ 5,012.84	\$ -	\$ -	\$ 1.65	\$ 5,014.49
JP-TECH	\$ 16,842.73	\$ -	\$ -	\$ 5.61	\$ 16,848.34
LAW LIBRARY	\$ 55,140.89	\$ -	\$ -	\$ 18.36	\$ 55,159.25
CC LIBRARY	\$ 22,189.86	\$ -	\$ -	\$ 7.40	\$ 22,197.26
JP-CH SECURITY	\$ 5,030.67	\$ -	\$ -	\$ 1.65	\$ 5,032.32
C H SECURITY	\$ 75,401.04	\$ 25,000.00	\$ -	\$ 27.22	\$ 100,428.26
REC MGMT	\$ 105,381.05	\$ 25,000.00	\$ -	\$ 40.98	\$ 130,422.03
REC PRESV	\$ 40,331.17	\$ -	\$ -	\$ 13.43	\$ 40,344.60
DIST CLK REC MGMT	\$ 15,036.25	\$ -	\$ -	\$ 5.00	\$ 15,041.25
DIST CLK ARCHIVE	\$ 4,010.04	\$ -	\$ -	\$ 1.33	\$ 4,011.37
ARCHIVE	\$ 35,132.68	\$ -	\$ -	\$ 11.71	\$ 35,144.39
CTY ATTY CHECK.COLLECT	\$ 4,517.66	\$ -	\$ -	\$ 1.51	\$ 4,519.17
DIST ATTY FORFEITURE	\$ 20,104.04	\$ -	\$ -	\$ 6.70	\$ 20,110.74

**INVESTMENTS-LOGIC**  
**PATTY BRENNAN, COOKE COUNTY TREASURER**  
**JANUARY 2016**

SHERIFF FORFEITURE	\$ 37,578.54	\$ -	\$ -	\$ 12.53	\$ 37,591.07
JAIL COMMISSARY	\$ 48,111.11	\$ -	\$ -	\$ 16.03	\$ 48,127.14
STATE FEES	\$ 8,058.15	\$ -	\$ -	\$ 2.69	\$ 8,060.84
2012 GO REFUNDING	\$ 332,842.80	\$ 50,000.00	\$ -	\$ 122.62	\$ 382,965.42
<b>TOTAL: TREAS FUND</b>	<b><u>\$ 10,413,745.39</u></b>	<b><u>\$ 1,750,000.00</u></b>	<b><u>\$ -</u></b>	<b><u>\$ 3,831.23</u></b>	<b><u>\$ 12,167,576.62</u></b>

<b>YEAR - TO - DATE INTEREST</b>	<b>BAL FORWARD</b>	<b>CURRENT INT.</b>	<b>BALANCE</b>
	\$ 4,370.93	\$ 3,831.23	\$ 8,202.16
<b>AVG. YEILD FOR JANUARY 2016</b>	<b>0.39%</b>	<b>MKT VALUE PER SHARE</b>	<b>\$ 1.00</b>

Landmark Bank, N.A.  
 Cooke County  
 As of: Friday, January 29, 2016

*Detail Section:*

<u>Account No.</u>	<u>Balance</u>	<u>Int Rate</u>	<u>Type</u>	<u>Officer</u>
28002408	\$0	0.00%	TDSV	R1B
28002416	\$0	0.00%	TDSV	R1B
28900090	\$129,119	0.00%	CK	R1B
28900287	\$10,586,248	0.42%	CK	R1B
28900325	\$17,000	0.00%	CK	R1B
28900333	\$0	0.00%	CK	R1B
28900341	\$0	0.00%	CK	R1B
28900368	\$46,150	0.42%	CK	R1B
28900376	\$125,620	0.00%	CK	R1B
28900384	\$1,166	0.00%	CK	R1B
28900392	\$495	0.00%	CK	R1B
28900406	\$18,853	0.00%	CK	R1B
28900414	\$3,042	0.00%	CK	R1B
28900422	\$0	0.00%	CK	R1B
28900449	\$827,573	0.00%	CK	R1B
28900457	\$0	0.00%	CK	R1B
28900465	\$0	0.00%	CK	R1B
28900481	\$110,413	0.00%	CK	R1B
28900511	\$3,165	0.00%	CK	R1B
28900538	\$1,599	0.00%	CK	R1B
28901259	\$5,404	0.00%	CK	ELE
28901593	\$10,807	0.00%	CK	JDH
4170003539	\$53,288	0.00%	CK	R1B
4170009684	\$0	0.00%	CK	R1B
4170009700	\$1,079	0.00%	CK	R1B
4170013934	\$0	0.00%	CK	JDH
4170023065	\$0	0.00%	CK	R1B
4170045332	\$12,040	0.00%	CK	T1G
4170800744	\$0	0.00%	TDSV	JDH
4170800751	\$0	0.00%	TDSV	JDH
4170801528	\$0	0.00%	TDSV	R1B
4170801536	\$0	0.00%	TDSV	R1B
4170802286	\$0	0.00%	TDSV	JDH
4170802294	\$0	0.00%	TDSV	JDH
4170802849	\$0	0.00%	TDSV	JDH
4170802856	\$0	0.00%	TDSV	JDH
4170803896	\$0	0.00%	TDSV	R1B
4170803904	\$0	0.00%	TDSV	R1B

2/2/2016 9:15:41 AM

4170804019	\$0	0.00%	TDSV	R1B
4170804142	\$0	0.00%	TDSV	R1B
4170804159	\$0	0.00%	TDSV	R1B
4170804415	\$0	0.00%	TDSV	T1G
4170804423	\$0	0.00%	TDSV	T1G
4170804761	\$7,500	0.25%	TDSV	T1G
4170804779	\$7,500	0.25%	TDSV	T1G
4170805073	\$0	0.00%	TDSV	T1G
4170805081	\$0	0.00%	TDSV	T1G
4170805198	\$8,000	1.05%	TDSV	JDH
4170805677	\$500,000	0.52%	TDSV	T1G
4170805685	\$500,000	0.52%	TDSV	T1G

*Collateral Section:*

<u>Description / LOC No.</u>	<u>Amount</u>	<u>Maturity Date</u>
Securities - Market Value	\$13,549,632	(See add'l report)

*Pledge Report Summary:*

Total Deposits	\$	12,976,061
Plus Additional Coverage (per Agreement)	\$	0
Total Collateral Needed	\$	<u>12,976,061</u>
Collateral Pledged	\$	13,549,632
FDIC Insurance	\$	250,000
Total Collateral Provided	\$	<u>13,799,632</u>
Total Public Funding Excess / (Needed)	\$	<u>823,571</u>



# Pledge Inventory Report

Landmark Bank  
Columbia, MO  
FROM 1/1/2016 TO 1/31/2016

Customer ID: 5961  
Report Date: 2/1/2016  
PAS Rep: Vance Roe  
Account Rep: Bob Fitzpatrick

Cusip	Description	Maturity Date	Intent	S&P	Market Price Dt	Original Face	Book Value
Ticket	Location Code/Name	Group	Coupon	Moody	Maturity (Yr)	Par	Market Value
	Pledged: J7BM - COOKE COUNTY						
313378CR0	FED HOME LN BK	03/11/2022	AFS	AA+	1/29/2016	3,000,000.00	3,041,077.50
965653	FED - FEDERAL RESERVE BANK	AGY	2.25000	Aaa	6.11	3,000,000.00	3,084,239.97
313378CR0	FED HOME LN BK	03/11/2022	AFS	AA+	1/29/2016	5,000,000.00	5,071,521.20
956483	FED - FEDERAL RESERVE BANK	AGY	2.25000	Aaa	6.11	5,000,000.00	5,140,399.95
31300LVH5	FHLMC ARM POOI #8487	01/01/2037	AFS		1/29/2016	200,000.00	115,262.21
851172	FED - FEDERAL RESERVE BANK	MB3	2.56600		20.93	107,706.21	114,313.99
3133TTX48	fhlmc remic ser 2326	06/15/2031	AFS		1/29/2016	300,000.00	57,347.40
783451	FED - FEDERAL RESERVE BANK	MB4	6.50000	NR	15.38	50,673.65	57,236.39
3136ACLE9	FNM13025 BD	03/25/2033	AFS		1/29/2016	1,400,000.00	1,008,472.44
879680	FED - FEDERAL RESERVE BANK	MB4	2.00000	Nr	17.16	1,035,169.46	1,045,063.09
3136AKJK0	FNR 2014-41 CM	06/25/2040	AFS		1/29/2016	1,000,000.00	786,039.47
916714	FED - FEDERAL RESERVE BANK	MB4	1.50000	Nr	24.42	824,339.45	809,583.45
3137B1CT7	FHL4195 LH	12/15/2031	AFS		1/29/2016	600,000.00	445,223.13
882621	FED - FEDERAL RESERVE BANK	MB4	1.50000	Nr	15.88	461,844.16	455,715.72
31392WB41	FHL2512 PG	10/15/2022	AFS		1/29/2016	400,000.00	123,343.48
719835	FED - FEDERAL RESERVE BANK	MB4	5.50000	NR	6.71	115,389.54	124,850.91
31394CMY5	FNM05016 LE	07/25/2033	AFS		1/29/2016	1,100,000.00	110,128.38
733876	FED - FEDERAL RESERVE BANK	MB4	5.50000	NR	17.49	109,623.84	110,393.39
31394H2Q3	FHL2662 DH	08/15/2023	AFS		1/29/2016	1,200,000.00	1,031,031.45
887207	FED - FEDERAL RESERVE BANK	MB4	5.00000	NR	7.54	965,294.09	1,046,012.27
31394RJX8	FHLMC REMIC SER 2754	11/15/2032	AFS		1/29/2016	100,000.00	1,472.83
704476	FED - FEDERAL RESERVE BANK	MB4	5.00000	NR	16.80	1,472.83	1,473.69
31395HVM9	FHL2896 BZ	11/15/2034	AFS		1/29/2016	200,000.00	330,996.76
856892	FED - FEDERAL RESERVE BANK	MB4	5.00000	Nr	18.80	302,090.49	331,705.51
31396ALL6	FHL3035 DP	10/15/2034	AFS		1/29/2016	2,100,000.00	127,931.56
746903	FED - FEDERAL RESERVE BANK	MB4	5.50000	NR	18.72	126,570.30	128,602.72

This report reflects information submitted to us by the customer. It is not intended to be used as the official record of safekeeping location and/or pledged holdings. This information should be provided by the customer's safekeeper.

FTN Financial PASPort  
Page 97



# Pledge Inventory Report

Landmark Bank  
 Columbia, MO  
 FROM 1/1/2016 TO 1/31/2016

Customer ID: 5961  
 Report Date: 2/1/2016  
 PAS Rep: Vance Roe  
 Account Rep: Bob Fitzpatrick

Cusip Ticket	Description Location Code/Name	Maturity Date Group	Intent Coupon	S&P Moody	Market Price Dt Maturity (Yr)	Original Face Par	Book Value Market Value
	Pledged: J7BM - COOKE COUNTY						
38374F2L7 844136	GNM04024 ZM FED - FEDERAL RESERVE BANK	04/20/2034 MB4	AFS 5.00000	Nr	1/29/2016 18.23	700,000.00 981,879.57	1,090,089.61 1,100,041.32
14	Total Pledged: J7BM - COOKE COUNTY					17,300,000.00 13,082,053.59	13,339,937.42 13,549,632.37

CC3 PROD

DISTRB PT 11

PLEDGEE: COOKE COUNTY AS OF CLOSE OF BUSINESS 01-29-2016  
100 S. DIXON J7BM INSTITUTION ID: #J7BM  
RM. 106

HOLDER : GAINESVILLE TX 76240  
ACCOUNT: 081500862 - LANDMARK BANK  
CUSIP #: J7BM - \*COOKE COUNTY

RESP FRB:HL

			BVF	PAR BALANCE	BOOK VALUE
31300LVH5	FMAR 848716 G	01-01-37	0.5385310700	200,000.00	107,706.21
31331TX48	FGRA 2326ZQ 06/15/31	06-15-31	0.1689121600	300,000.00	50,673.65
313378CR0	2.25 FHLB 22 KW	03-11-22	1.0000000000	8,000,000.00	8,000,000.00
3136ACLE9	FNRM RC025BD R13F025	03-25-33	0.7394067500	1,400,000.00	1,035,169.46
3136AKJK0	FNRM CL041CM R14F041	06-25-40	0.8243394500	1,000,000.00	824,339.45
3137B1CT7	FGRM 4195LH 12/15/31	12-15-31	0.7697402600	600,000.00	461,844.16
31392WB41	FGRM 2512PG 10/15/22	10-15-22	0.2884738400	400,000.00	115,389.54
31394CMY5	FNRM CL016LE R05F016	07-25-33	0.0996580400	1,100,000.00	109,623.84
31394H2Q3	FGRM 2662DH 08/15/23	08-15-23	0.8044117400	1,200,000.00	965,294.09
31394R3X8	FGRM 2754PD 11/15/32	11-15-32	0.0147283000	100,000.00	1,472.83
31395HVM9	FGRA 2896BZ 11/15/34	11-15-34	1.5104524400	200,000.00	302,090.49
31396ALL6	FGRM 3035DP 10/15/34	10-15-34	0.0602715700	2,100,000.00	126,570.30
38374F2L7	GNRM 2004-24 ZM	04-20-34	1.4026851051	700,000.00	981,879.57
			SUBTOTAL:	17,300,000.00	13,082,053.59
			GRAND TOTAL:	17,300,000.00	13,082,053.59



EL CAMPO, TX

# Pledge Security Listing

January 31, 2016



ID	CUSIP	Description	Safekeeping Location	Safekeeping Receipt	Coupon	Maturity Date	Call Date	Moody	S&P	Fitch	FASB115	Face Amount	Current Par	Current Book Value	Market Value	Gain(Loss)
<b>COOKE COUNTY</b>																
2047	3128MBNA1	FHLMC G12885	FHLB	x	5.00	06/01/2021		AAA	AA+	AAA	HTM	157,950	10,954.97	10,954.83	11,594.21	639.38
2107	31410G5S8	FNMA 889257	FHLB	x	5.00	04/01/2021		AAA	AA+	AAA	HTM	105,405	7,103.22	7,103.13	7,498.62	395.49
3643	3128MMQX4	FHLMC G18469	FHLB		2.00	06/01/2028		AAA	AA+	AAA	HTM	212,158	158,758.07	159,376.68	158,254.01	(1,122.66)
<b>Total for COOKE COUNTY</b>												<b>475,513</b>	<b>176,816.26</b>	<b>177,434.64</b>	<b>177,346.84</b>	<b>(87.79)</b>



FUND NAME	CHECKING ACCOUNT	CHECKING AMOUNT	TDOA ACCOUNT	TDOA AMOUNT	FUND TOTAL
2016 001 GENERAL	TREAS FUND	4,915,935.02	TEXPOOL LOGIC STONE CERT DEPOS	6,021,678.47 7,528,077.46 2,004,030.91 1,750,000.00	22,219,721.86
2016 011 ROAD & BRIDGE 1	TREAS FUND	761,820.44	TEXPOOL LOGIC	413,605.14 767,802.15	1,943,227.73
2016 012 ROAD & BRIDGE 2	TREAS FUND	736,589.59	TEXPOOL LOGIC	116,958.95 136,173.84	989,722.38
2016 013 ROAD & BRIDGE 3	TREAS FUND	720,838.78	TEXPOOL LOGIC	409,046.38 608,643.99	1,738,529.15
2016 014 ROAD & BRIDGE 4	TREAS FUND	750,793.56	TEXPOOL LOGIC	401,420.92 542,033.70	1,694,248.18
2016 019 FM & LATERAL	TREAS FUND	334,626.50	TEXPOOL LOGIC	63,159.61 401,593.65	799,379.76
2016 020 TJPC	TREAS FUND	36,862.47	TEXPOOL LOGIC	5,011.15 10,063.00	51,936.62
2016 021 JUVENILE PROB-ISP	TREAS FUND	7,181.34	TEXPOOL LOGIC	4,799.79	11,981.13
2016 022 JUVENILE PROBATION	TREAS FUND	8,229.76	TEXPOOL		8,229.76
2016 023 JUVENILE PROB. IV-E	TREAS FUND	7,937.05	TEXPOOL LOGIC	6,025.89	13,962.94
2016 028 ADULT PROBATION	TREAS FUND	145,658.61	TEXPOOL LOGIC	88,680.11 95,307.74	329,646.46
2016 029 COMMUNITY CORRECTIONS	TREAS FUND	5,435.60	TEXPOOL LOGIC	20,000.00	25,435.60
2016 032 DISTRICT CLERK PRESERVATION	TREAS FUND	23,415.55	TEXPOOL LOGIC	10,025.81	33,441.36
2016 033 COUNTY/DISTRICT TECHNOLOGY	TREAS FUND	4,779.34	TEXPOOL LOGIC	3,009.42	7,788.76
2016 034 COURT REPORTER	TREAS FUND	7,151.57	TEXPOOL LOGIC	12,169.55 30,091.90	49,413.02
2016 035 PERMANENT IMPROVEMENT	TREAS FUND	520,389.97	TEXPOOL LOGIC	931,245.58 1,092,910.34	2,544,545.89
2016 037 LAW ENFORCEMENT ED	TREAS FUND	5,495.37	TEXPOOL LOGIC	5,010.99 5,014.49	15,520.85
2016 038 JP TECH	TREAS FUND	9,716.13	TEXPOOL LOGIC	16,848.34	26,564.47
2016 040 LAW LIBRARY	TREAS FUND	35,061.85	TEXPOOL	26,485.44	

FUND NAME	CHECKING ACCOUNT	CHECKING AMOUNT	TDOA ACCOUNT	TDOA AMOUNT	FUND TOTAL
			LOGIC	55,159.25	116,706.54
2016 041 CC LIBRARY FUND	TREAS FUND	25,614.73	TEXPOOL LOGIC	22,197.26	47,811.99
2016 042 CC HISTORICAL COMM.	TREAS FUND	3,933.29			3,933.29
2016 043 JP COURTHOUSE SECURITY	TREAS FUND	9,155.78	TEXPOOL LOGIC	5,032.32	14,188.10
2016 044 COURTHOUSE SECURITY	TREAS FUND	118,032.38	TEXPOOL LOGIC	56,461.10 175,428.26	349,921.74
2016 045 FLOOD DAMAGE	TREAS FUND	17,742.00	TEXPOOL LOGIC		17,742.00
2016 046 CHAPTER 19	TREAS FUND		TEXPOOL		
2016 047 CC RECORDS MANAGEMENT	TREAS FUND	3,996.67	TEXPOOL		3,996.67
2016 048 COUNTY RECORDS MANAGEMENT	TREAS FUND	36,081.86	TEXPOOL LOGIC	134,598.49 130,422.03	301,102.38
2016 049 CC RECORDS PRESERVATION	TREAS FUND	43,971.92	TEXPOOL LOGIC	43,534.76 40,344.60	127,851.28
2016 050 DIST CLERK RECORDS MANAGEMENT	TREAS FUND	25,415.32	TEXPOOL LOGIC	15,041.25	40,456.57
2016 051 DISTRICT CLERK ARCHIVE	TREAS FUND	15,173.18	TEXPOOL LOGIC	4,011.37	19,184.55
2016 052 COUNTY CLERK ARCHIVE FEE	TREAS FUND	54,481.29	TEXPOOL LOGIC	19,443.63 35,144.39	109,069.31
2016 053 CA CHECK COLLECTING	TREAS FUND	4,302.68	TEXPOOL LOGIC	4,519.17	8,821.85
2016 054 DA CHECK COLLECTING	TREAS FUND	192.53	TEXPOOL		192.53
2016 056 DISTRICT ATTY FORFEITURE	TREAS FUND	84,133.37	TEXPOOL LOGIC	10,015.05 20,110.74	114,259.16
2016 057 D A SEIZURE FUND	TREAS FUND	63,732.68	TEXPOOL		63,732.68
2016 058 SHERIFF FORFEITURE	TREAS FUND	8,154.57	TEXPOOL LOGIC	37,591.07	45,745.64
2016 059 JAIL COMMISSARY	TREAS FUND	34,932.98	TEXPOOL LOGIC	10,018.04 48,127.14	93,078.16
2016 060 INTEREST & SINKING	TREAS FUND		TEXPOOL LOGIC		
2016 061 2004 GO REFUNDING DEBT SERVITREAS FUND	TREAS FUND	548,578.49	TEXPOOL LOGIC	425,380.57 382,965.42	1,356,924.48

FUND NAME	CHECKING ACCOUNT	CHECKING AMOUNT	TDOA ACCOUNT	TDOA AMOUNT	FUND TOTAL
2016 070 BOND FUND	TREAS FUND		TEXPOOL LOGIC		
2016 088 STATE FEES	TREAS FUND	170,790.58	TEXPOOL LOGIC	8,060.84	178,851.42
2016 090 OFFICER'S TRUST	TREAS FUND	61,671.68	TEXPOOL		61,671.68
2016 091 LIBRARY TRUST - LIDDELL	TREAS FUND	1,815.23	CERT DEPOS	15,000.00	16,815.23
2016 092 LIBRARY TRUST - ROSENSTEIN	TREAS FUND	3,180.05	CERT DEPOS	19,000.00	22,180.05
2016 098 PAYROLL CLEARING	PAYROLL	907,158.24			907,158.24
2016 100 CHILD ABUSE PREVENTION FUND	TREAS FUND	267.13	TEXPOOL		267.13
2016 101 PRETRIAL DIVERSION	TREAS FUND	8,254.00	TEXPOOL		8,254.00
		-----		-----	-----
TOTAL		11,288,681.13		25,244,531.46	36,533,212.59

CHECK ACCOUNT	CHECK
ACCOUNT BALANCE - TREAS FUND	10,381,522.89
ACCOUNT BALANCE - PAYROLL	907,158.24
TOTAL	11,288,681.13

TDOA ACCOUNT	TDOA
ACCOUNT BALANCE - TEXPOOL	9,213,923.93
ACCOUNT BALANCE - LOGIC	12,242,576.62
ACCOUNT BALANCE - STONE	2,004,030.91
ACCOUNT BALANCE - CERT DEPOS	1,784,000.00
TOTAL	25,244,531.46



ACCOUNT NAME	BEGINNING CASH BALANCE	CASH RECEIPTS	CASH DISBURSEMENTS	ENDING CASH BALANCE
2016 001 GENERAL				
CASH - GENERAL FUND	5,257,082.69	4,025,967.99	4,367,115.66-	4,915,935.02
CASH ON HAND	1,779.00	.00	.00	1,779.00
CASH INVESTED-TEXPOOL	5,020,388.05	1,001,290.42	.00	6,021,678.47
CASH INVESTED - LOGIC	6,525,668.82	1,002,408.64	.00	7,528,077.46
CASH INVESTED - STONE CASTLE	2,003,690.87	340.04	.00	2,004,030.91
T-BILLS - INVESTMENTS	.00	.00	.00	.00
CASH INVESTMENT-CD	1,750,000.00	.00	.00	1,750,000.00
FUND TOTALS	20,558,609.43	6,030,007.09	4,367,115.66-	22,221,500.86
2016 011 ROAD & BRIDGE 1				
CASH - ROAD & BRIDGE # 1	738,779.99	340,813.54	317,773.09-	761,820.44
CASH INVESTED	413,511.19	93.95	.00	413,605.14
CASH INVESTED - LOGIC	517,570.94	500,231.21	250,000.00-	767,802.15
T-BILL INVESTMENTS	.00	.00	.00	.00
FUND TOTALS	1,669,862.12	841,138.70	567,773.09-	1,943,227.73
2016 012 ROAD & BRIDGE 2				
CASH - ROAD & BRIDGE # 2	518,361.18	340,742.75	122,514.34-	736,589.59
CASH INVESTED	86,934.69	60,024.26	30,000.00-	116,958.95
CASH INVESTED - LOGIC	36,153.30	300,020.54	200,000.00-	136,173.84
T-BILL INVESTMENTS	.00	.00	.00	.00
FUND TOTALS	641,449.17	700,787.55	352,514.34-	989,722.38
2016 013 ROAD & BRIDGE 3				
CASH - ROAD & BRIDGE # 3	473,433.19	340,722.22	93,316.63-	720,838.78
CASH INVESTED	408,953.51	92.87	.00	409,046.38
CASH INVESTED - LOGIC	508,466.11	300,177.88	200,000.00-	608,643.99
T-BILL INVESTMENTS	.00	.00	.00	.00
FUND TOTALS	1,390,852.81	640,992.97	293,316.63-	1,738,529.15
2016 014 ROAD & BRIDGE 4				
CASH - ROAD & BRIDGE # 4	620,797.77	341,760.45	211,764.66-	750,793.56
CASH INVESTED - TEXPOOL	401,329.82	91.10	.00	401,420.92
CASH INVESTED - LOGIC	341,887.79	400,145.91	200,000.00-	542,033.70
T-BILL INVESTMENTS	.00	.00	.00	.00
FUND TOTALS	1,364,015.38	741,997.46	411,764.66-	1,694,248.18
2016 019 FM & LATERAL				
CASH - F M & LATERAL	633,431.00	1,195.50	300,000.00-	334,626.50
CASH INVESTED	63,145.31	14.30	.00	63,159.61
CASH INVESTED - LOGIC	401,459.93	133.72	.00	401,593.65
T-BILL INVESTMENT	.00	.00	.00	.00
FUND TOTALS	1,098,036.24	1,343.52	300,000.00-	799,379.76
2016 020 TJPC				
CASH - T.J.P.C.	40,700.52	25,081.90	28,919.95-	36,862.47
CASH INVESTED	5,009.95	1.20	.00	5,011.15
CASH INVESTED - LOGIC	10,059.66	3.34	.00	10,063.00
FUND TOTALS	55,770.13	25,086.44	28,919.95-	51,936.62
2016 021 JUVENILE PROB-ISP				
CASH - JUVENILE PROBATION	7,178.15	3.19	.00	7,181.34
INVESTMENTS	.00	.00	.00	.00
CASH INVESTED - LOGIC	4,798.19	1.60	.00	4,799.79
FUND TOTALS	11,976.34	4.79	.00	11,981.13

ACCOUNT NAME	BEGINNING CASH BALANCE	CASH RECEIPTS	CASH DISBURSEMENTS	ENDING CASH BALANCE
2016 022 JUVENILE PROBATION				
CASH - JUV. PROB. DIV	7,968.21	261.55	.00	8,229.76
INVESTMENTS	.00	.00	.00	.00
FUND TOTALS	7,968.21	261.55	.00	8,229.76
2016 023 JUVENILE PROB. IV-E				
CASH - IV-E	7,933.53	3.52	.00	7,937.05
CASH INVESTED	.00	.00	.00	.00
CASH INVESTED - LOGIC	6,023.90	1.99	.00	6,025.89
FUND TOTALS	13,957.43	5.51	.00	13,962.94
2016 028 ADULT PROBATION				
CASH - ADULT PROBATION	191,141.67	26,322.65	71,805.71-	145,658.61
CASH ON HAND	75.00	.00	.00	75.00
CASH INVESTED - TEXPOOL	38,663.83	50,016.28	.00	88,680.11
CASH INVESTED - LOGIC	95,276.02	31.72	.00	95,307.74
FUND TOTALS	325,156.52	76,370.65	71,805.71-	329,721.46
2016 029 COMMUNITY CORRECTIONS				
CASH - COMMUNITY CORRECTI	32,209.46	.00	26,773.86-	5,435.60
INVESTMENTS	.00	20,000.00	.00	20,000.00
CASH INVESTED - LOGIC	.00	.00	.00	.00
FUND TOTALS	32,209.46	20,000.00	26,773.86-	25,435.60
2016 032 DISTRICT CLERK PRESERVATION				
CASH - DISTRICT CLERK PRESVATI	23,085.29	330.26	.00	23,415.55
INVESTMENTS	.00	.00	.00	.00
CASH INVESTED - LOGIC	10,022.49	3.32	.00	10,025.81
FUND TOTALS	33,107.78	333.58	.00	33,441.36
2016 033 COUNTY/DISTRICT TECHNOLOGY FUN				
CASH - COUNTY/DISTRICT TECH	5,266.42	258.42	745.50-	4,779.34
INVESTMENTS	.00	.00	.00	.00
CASH INVESTED - LOGIC	3,008.40	1.02	.00	3,009.42
FUND TOTALS	8,274.82	259.44	745.50-	7,788.76
2016 034 COURT REPORTER				
CASH -COURT REPORTER FUND	6,563.66	587.91	.00	7,151.57
INVESTMENTS	12,166.80	2.75	.00	12,169.55
CASH INVESTED - LOGIC	30,081.89	10.01	.00	30,091.90
FUND TOTALS	48,812.35	600.67	.00	49,413.02
2016 035 PERMANENT IMPROVEMENT				
CASH - PERMANENT IMPROVEM	745,013.58	183,956.39	408,580.00-	520,389.97
CASH INVESTED	631,076.56	300,169.02	.00	931,245.58
CASH INVESTED - LOGIC	1,092,546.43	363.91	.00	1,092,910.34
T-BILL INVESTMENTS	.00	.00	.00	.00
FUND TOTALS	2,468,636.57	484,489.32	408,580.00-	2,544,545.89
2016 037 LAW ENFORCEMENT ED				
CASH - LAW ENFORCEMENT ED	6,799.36	2.71	1,306.70-	5,495.37
CASH INVESTED	5,009.79	1.20	.00	5,010.99
CASH INVESTED - LOGIC	5,012.84	1.65	.00	5,014.49
FUND TOTALS	16,821.99	5.56	1,306.70-	15,520.85
2016 038 JP TECH				
CASH - J P TECH FUND	9,473.28	1,138.72	895.87-	9,716.13

ACCOUNT NAME	BEGINNING CASH BALANCE	CASH RECEIPTS	CASH DISBURSEMENTS	ENDING CASH BALANCE
INVESTMENTS	.00	.00	.00	.00
CASH INVESTED - LOGIC	16,842.73	5.61	.00	16,848.34
FUND TOTALS	26,316.01	1,144.33	895.87-	26,564.47
2016 040 LAW LIBRARY				
CASH - LAW LIBRARY	34,364.49	1,095.21	397.85-	35,061.85
CASH INVESTED	26,479.41	6.03	.00	26,485.44
CASH INVESTED - LOGIC	55,140.89	18.36	.00	55,159.25
FUND TOTALS	115,984.79	1,119.60	397.85-	116,706.54
2016 041 CC LIBRARY FUND				
CASH - COOKE COUNTY LIBRA	24,454.29	1,684.73	524.29-	25,614.73
CASH INVESTED	.00	.00	.00	.00
CASH INVESTED - LOGIC	22,189.86	7.40	.00	22,197.26
T-BILL INVESTMENTS	.00	.00	.00	.00
FUND TOTALS	46,644.15	1,692.13	524.29-	47,811.99
2016 042 CC HISTORICAL COMM.				
CASH - COOKE CO. HISTORIC	3,931.55	1.74	.00	3,933.29
FUND TOTALS	3,931.55	1.74	.00	3,933.29
2016 043 JP COURTHOUSE SECURITY				
CASH - JP COURTHOUSE SECURITY	8,896.09	283.79	24.10-	9,155.78
CASH INVESTED	.00	.00	.00	.00
CASH INVESTED - LOGIC	5,030.67	1.65	.00	5,032.32
FUND TOTALS	13,926.76	285.44	24.10-	14,188.10
2016 044 COURTHOUSE SECURITY				
CASH - COURTHOUSE SECURIT	121,154.45	2,019.83	5,141.90-	118,032.38
CASH INVESTED	31,452.62	25,008.48	.00	56,461.10
CASH INVESTED - LOGIC	75,401.04	100,027.22	.00	175,428.26
FUND TOTALS	228,008.11	127,055.53	5,141.90-	349,921.74
2016 045 FLOOD DAMAGE				
CASH - FLOOD DAMAGE	17,742.00	.00	.00	17,742.00
CASH INVESTED - TEXPOOL	.00	.00	.00	.00
CASH INVESTED - LOGIC	.00	.00	.00	.00
FUND TOTALS	17,742.00	.00	.00	17,742.00
2016 046 CHAPTER 19				
CASH - CHAPTER 19	.00	.00	.00	.00
INVESTMENTS	.00	.00	.00	.00
FUND TOTALS	.00	.00	.00	.00
2016 047 CC RECORDS MANAGEMENT				
CASH - CC RECORDS MANAGEMENT	3,871.35	125.32	.00	3,996.67
INVESTMENTS - TEXPOOL	.00	.00	.00	.00
FUND TOTALS	3,871.35	125.32	.00	3,996.67
2016 048 COUNTY RECORDS MANAGEMENT				
CASH - RECORDS MANAGEMENT	84,217.45	1,864.41	50,000.00-	36,081.86
CASH INVESTED - TEXPOOL	109,569.82	25,028.67	.00	134,598.49
CASH INVESTED - LOGIC	105,381.05	85,736.97	60,695.99-	130,422.03
FUND TOTALS	299,168.32	112,630.05	110,695.99-	301,102.38
2016 049 CC RECORDS PRESERVATION				
CASH - RECORDS PRESERVATI	37,239.37	6,732.55	.00	43,971.92

ACCOUNT NAME	BEGINNING CASH BALANCE	CASH RECEIPTS	CASH DISBURSEMENTS	ENDING CASH BALANCE
CASH INVESTED -TEXPOOL	43,524.86	9.90	.00	43,534.76
CASH INVESTED - LOGIC	40,331.17	13.43	.00	40,344.60
FUND TOTALS	121,095.40	6,755.88	.00	127,851.28
2016 050 DIST CLERK RECORDS MANAGEMENT				
CASH - D C RECORDS MANAGEMENT	25,140.69	274.63	.00	25,415.32
CASH INVESTED	.00	.00	.00	.00
CASH INVESTED - LOGIC	15,036.25	5.00	.00	15,041.25
FUND TOTALS	40,176.94	279.63	.00	40,456.57
2016 051 DISTRICT CLERK ARCHIVE				
DISTRICT CLERK ARCHIVE INVESTMENTS	14,901.56	271.62	.00	15,173.18
CASH INVESTED - LOGIC	4,010.04	1.33	.00	4,011.37
FUND TOTALS	18,911.60	272.95	.00	19,184.55
2016 052 COUNTY CLERK ARCHIVE FEE				
CASH -RECORDS ARCHIVE INVESTMENTS	54,445.29	6,282.12	6,246.12-	54,481.29
CASH INVESTED - LOGIC	19,439.18	4.45	.00	19,443.63
CASH INVESTED - LOGIC	35,132.68	11.71	.00	35,144.39
FUND TOTALS	109,017.15	6,298.28	6,246.12-	109,069.31
2016 053 CA CHECK COLLECTING				
CASH - CHECK COLLECTING & CASH INVESTED	4,381.55	30.00	108.87-	4,302.68
CASH INVESTED - LOGIC	.00	.00	.00	.00
CASH INVESTED - LOGIC	4,517.66	1.51	.00	4,519.17
FUND TOTALS	8,899.21	31.51	108.87-	8,821.85
2016 054 DA CHECK COLLECTING				
CASH - DA CHECK COLLECTING	192.53	.00	.00	192.53
CASH INVESTED	.00	.00	.00	.00
FUND TOTALS	192.53	.00	.00	192.53
2016 056 DISTRICT ATTY FORFEITURE				
CASH - D.A. FORFEITURE FU	86,174.96	337.53	2,379.12-	84,133.37
CASH INVESTED - TEXPOOL	10,012.75	2.30	.00	10,015.05
CASH INVESTED - LOGIC	20,104.04	6.70	.00	20,110.74
FUND TOTALS	116,291.75	346.53	2,379.12-	114,259.16
2016 057 D A SEIZURE FUND				
CASH - SEIZURE-LAW INVESTMENTS	53,464.68	10,898.00	630.00-	63,732.68
CASH INVESTED - LOGIC	.00	.00	.00	.00
FUND TOTALS	53,464.68	10,898.00	630.00-	63,732.68
2016 058 SHERIFF FORFEITURE				
CASH- SHERIFF FORFEITURE INVESTMENTS	16,636.51	145.78	8,627.72-	8,154.57
CASH INVESTED - LOGIC	.00	.00	.00	.00
CASH INVESTED - LOGIC	37,578.54	12.53	.00	37,591.07
FUND TOTALS	54,215.05	158.31	8,627.72-	45,745.64
2016 059 JAIL COMMISSARY				
CASH - JAIL COMMISSARY	35,223.58	15.36	305.96-	34,932.98
CASH INVESTED - TEXPOOL	10,012.75	5.29	.00	10,018.04
CASH INVESTED - LOGIC	48,111.11	16.03	.00	48,127.14
FUND TOTALS	93,347.44	36.68	305.96-	93,078.16
2016 060 INTEREST & SINKING				
CASH - INTEREST & SINKING	.00	.00	.00	.00



ACCOUNT NAME	BEGINNING CASH BALANCE	CASH RECEIPTS	CASH DISBURSEMENTS	ENDING CASH BALANCE
CASH INVESTED	.00	.00	.00	.00
CASH INVESTED - LOGIC	.00	.00	.00	.00
T-BILL INVESTMENTS	.00	.00	.00	.00
FUND TOTALS	.00	.00	.00	.00
2016 061 2004 GO REFUNDING DEBT SERVICE				
CASH - 2004 GO REFUNDING D/S	451,987.36	196,591.13	100,000.00-	548,578.49
CASH INVESTED	375,287.82	50,092.75	.00	425,380.57
CASH INVESTED - LOGIC	332,842.80	50,122.62	.00	382,965.42
T-BILL INVESTMENTS	.00	.00	.00	.00
FUND TOTALS	1,160,117.98	296,806.50	100,000.00-	1,356,924.48
2016 070 BOND FUND				
CASH - CONSTRUCTION FUND	.00	.00	.00	.00
CASH INVESTED	.00	.00	.00	.00
CASH INVESTED - LOGIC	.00	.00	.00	.00
FUND TOTALS	.00	.00	.00	.00
2016 088 STATE FEES				
CASH - STATE FEES	125,319.42	45,473.85	2.69-	170,790.58
CASH INVESTED	.00	.00	.00	.00
CASH INVESTED - LOGIC	8,058.15	2.69	.00	8,060.84
FUND TOTALS	133,377.57	45,476.54	2.69-	178,851.42
2016 090 OFFICER'S TRUST				
CASH-OFFICERS TRUST	61,671.68	.00	.00	61,671.68
CASH INVESTED	.00	.00	.00	.00
CASH INVESTED - LOGIC	.00	.00	.00	.00
FUND TOTALS	61,671.68	.00	.00	61,671.68
2016 091 LIBRARY TRUST - LIDDELL				
CASH-LIBRARY TRUST/LIDDELL	1,795.66	19.57	.00	1,815.23
CD INVESTMENT	15,000.00	.00	.00	15,000.00
FUND TOTALS	16,795.66	19.57	.00	16,815.23
2016 092 LIBRARY TRUST - ROSENSTEIN				
CASH-LIBRARY TRUST/ROSENSTEIN	3,178.65	1.40	.00	3,180.05
CD INVESTMENT	19,000.00	.00	.00	19,000.00
FUND TOTALS	22,178.65	1.40	.00	22,180.05
2016 098 PAYROLL CLEARING				
CASH - PAYROLL CLEARING	390,850.76	901,700.90	385,393.42-	907,158.24
INVESTMENTS	.00	.00	.00	.00
FUND TOTALS	390,850.76	901,700.90	385,393.42-	907,158.24
2016 100 CHILD ABUSE PREVENTION FUND				
CASH-CHILD ABUSE PREVENTION	263.18	3.95	.00	267.13
CASH INVESTED	.00	.00	.00	.00
FUND TOTALS	263.18	3.95	.00	267.13
2016 101 PRETRIAL DIVERSION				
CASH-PRETRIAL DIVERSION	8,254.00	.00	.00	8,254.00
CASH INVESTED	.00	.00	.00	.00
CASH INVESTED - LOGIC	.00	.00	.00	.00
FUND TOTALS	8,254.00	.00	.00	8,254.00
GRAND TOTALS	32,910,231.02	11,076,825.57	7,451,990.00-	36,535,066.59