

AFFIDAVIT

STATE OF TEXAS

COUNTY OF COOKE


The members of the Commissioners' Court of Cooke County, Texas, state as follows:

The requirement of Subsection (C) of the Texas Local Government Code, §114.026 have been met for the term of January 2015. The amount of cash and other assets in the custody of the County Treasurer at the time of examination are:

Cash (includes on hand, money market accounts, and short term investments) \$ 32,267,392.42.

Other Assets (long term investments) \$ 0.

Sworn to and subscribed this 24 day of February, 2015.


Jason Brinkley, Cooke County Judge


Gary Hollowell, Commissioner, Pct 1


B. C. Lemons, Commissioner, Pct 2


Al Smith, Commissioner, Pct 3


Leon Klement, Commissioner, Pct 4


ATTEST:



Rebecca Lawson, County Clerk


FINANCIAL REPORTS

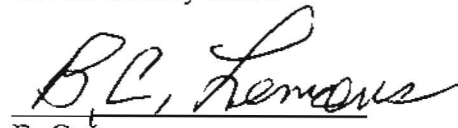
January 2015


In accordance with Local Government Code 114.026, this affidavit states the current cash and reports in the custody of the county treasurer as of this date of January 31, 2015.



Jason Brinkley,
Cooke County Judge


Rebecca Lawson,
Cooke County Clerk


Gary Hollowell,
Commissioner Pct. #1


B. C. Lemons,
Commissioner Pct. #2


Al Smith,
Commission Pct. #3


Leon Klement,
Commissioner Pct. #4

FILED FOR RECORD

15 FEB 24 PM 2:49

REBECCA LAWSON
COUNTY CLERK, COOKE CO. TX

BY _____ DEPUTY



MONTHLY REPORT

JANUARY, 2015

PATTY BRENNAN

COOKE COUNTY TREASURER

PRIOR MONTH ENDING BANK STATEMENT BALANCE	\$3,771,105.18	
CLEARED DEPOSITS	\$7,320,215.13	290
CLEARED ADDITIONS	\$.00	
CLEARED CHECKS	\$1,825,283.79-	329
CLEARED DEDUCTIONS	<u>\$5,045,909.91-</u>	10

CURRENT MONTH ENDING BANK STATEMENT BALANCE \$4,220,126.61

CURRENT MONTH ENDING BANK STATEMENT BALANCE	\$4,220,126.61	
OUTSTANDING DEPOSITS	\$435,920.52	4
OUTSTANDING ADDITIONS	\$.00	
OUTSTANDING CHECKS	\$390,398.57-	413
OUTSTANDING DEDUCTIONS	<u>\$.00</u>	

RECONCILED BOOK BALANCE \$4,265,648.56

ENDING STATEMENT DATE 01/31/2015 CLERK: PB

PRIOR MONTH ENDING BANK STATEMENT BALANCE	\$145,799.34	
CLEARED DEPOSITS	\$882,361.75	3
CLEARED ADDITIONS	\$.00	
CLEARED CHECKS	\$566,357.52-	79
CLEARED DEDUCTIONS	<u>\$329,207.07-</u>	4

CURRENT MONTH ENDING BANK STATEMENT BALANCE \$132,596.50

CURRENT MONTH ENDING BANK STATEMENT BALANCE	\$132,596.50	
OUTSTANDING DEPOSITS	\$.00	
OUTSTANDING ADDITIONS	\$.00	
OUTSTANDING CHECKS	\$6,869.74-	7
OUTSTANDING DEDUCTIONS	<u>\$.00</u>	

RECONCILED BOOK BALANCE \$125,726.76

ENDING STATEMENT DATE 01/31/2015 CLERK: PB

C.D. INVESTMENTS

LANDMARK BANK

January 2015

<u>C.D.#</u>	<u>PURCHASE DATE</u>	<u>AMOUNT</u>	<u>MAT. DATE</u>
GEN/4170805073	May 24, 2014	500,000.00	May 24, 2015
GEN/4170805081	May 24, 2014	500,000.00	May 24, 2015
Library - Liddell 4761	Jan 15, 2014	7,500.00	July 15, 2015
Library - Liddell 4779	Jan 15, 2014	7,500.00	July 15, 2015
Library - Rosenstein 5099	Jun 12, 2014	11,000.00	Sept. 12, 2017
Library - Rosenstein 5198	Sept 16, 2014	8,000.00	Dec. 16, 2017

INT. EARNED MONTHLY:

2-Gen CD's @ .25%
2-Liddell CD's @ .25%
2-Rosenstein CD's @ 1.05%

All interest gets deposited into the Treasurer's Fund. The 2 Gen CD's interest gets deposited monthly, and the 4 Library's CD's interest gets deposited quarterly.

PROSPERITY BANK

GEN/14401708	Sept 17, 2013	250,000.00	Sept 17, 2015
--------------	---------------	------------	---------------

INT. EARNED MONTHLY:

Gen CD @ .50%

All interest accrues monthly and will be deposited quarterly with depository bank into the Treasurer's Fund.

C.D. INVESTMENTS

THE FIRST STATE BANK

January 2015

<u>C.D.#</u>	<u>PURCHASE DATE</u>	<u>AMOUNT</u>	<u>MAT. DATE</u>
GEN/17445	Sept 17, 2013	250,000.00	Sept 17, 2015

INT. EARNED MONTHLY:

Gen CD @ .65%

Interest accrues monthly and is payable upon maturity.

MUENSTER STATE BANK

GEN/2129	Sept 17, 2013	250,000.00	Sept 17, 2015
----------	---------------	------------	---------------

INT. EARNED MONTHLY:

Gen CD @ .75%

All interest accrues monthly and will be deposited monthly with depository bank into the Treasurer's Fund.

Cooke County
Attn: Patty Brennan
101 S. Dixon Street
Gainesville, TX 76240

Depositor Statement

January 1, 2015 - January 31, 2015

Account #: 104791304900

Custodian: U.S. Bank N.A.

Account at-a-Glance

Beginning Balance	2,001,089.45
+ Net Deposits	0.00
+ Net Accrued Interest ²	220.81
Ending Balance	2,001,310.26
Days In Period ⁴	31
Average Daily Balance ⁵	2,001,089.45
Net APY This Period ⁶	0.1300
Available Balance ⁷	2,001,089.45

Depositor Information

Website: www.ficaaccount.com
Support Center: (866) 343-5516

Account Transactions

Description	Date	Amount(USD\$)
-------------	------	---------------

No transactions in this period

Bank Deposit Detail

Depository Bank	FDIC#	Balance(USD\$)
BoFi Federal Bank	35546	246,540.92
Cadence Bank N.A.	4999	227,184.27
Capital Bank	34562	1,563.52
Capital One National Association	4297	52,113.57
EagleBank	34742	5,558.86
East West Bank	31628	17,678.89
First Choice Bank	58471	9,588.66
First Foundation Bank	58647	90,657.21
Grandpoint Bank	58390	9,097.94
Great Western Bank	15289	76,416.02
Hancock Bank	12441	1,322.06
Happy State Bank	10359	102,416.60
Independent Bank	3076	2,439.80
Investar Bank	58316	2,613.48
KeyBank National Association	17534	14.27
Nationwide Bank	34710	206,185.65
NexBank SSB	29209	142,994.34
River Community Bank N.A.	35274	1,003.06
Rockville Bank	18203	164,455.70

Cooke County
Attn: Patty Brennan
101 S. Dixon Street
Gainesville, TX 76240

Depositor Statement

January 1, 2015 - January 31, 2015

Account #: 104791304900

Custodian: U.S. Bank N.A.

Depository Bank	FDIC#	Balance(USD\$)
Savoy Bank	58641	1,041.44
Signature Bank	57053	235,429.42
Sonabank	57968	1,158.34
Southwest Bank	18812	4,356.78
Sovereign Bank National Association	29950	240,003.89
SunTrust Bank	867	9,222.13
Texas Capital Bank National Association	34383	8,437.11
Touchmark National Bank	58687	1,569.64
Valley National Bank	9396	138,868.58
Washington Trust Company of Westlerly	23623	1,157.30
Aggregate Net Accrued Interest ³		220.81
Total		2,001,310.26

Disclosure Information

¹ The Federally Insured Cash Account (FICA) is not a member of the Federal Deposit Insurance Corporation (FDIC), but the banks in which your money is deposited are FDIC members. The FDIC is an independent agency of the U.S. government that protects the funds depositors place in FDIC insured institutions. FDIC deposit insurance is backed by the full faith and credit of the U.S. government.

² Net Accrued Interest is the estimated amount of your accrued interest earned for the current month less any FICA Fee with respect to such interest. Net Accrued Interest cannot be withdrawn from your account until it is credited to the account. There is no guarantee that you will receive the full amount as stated. Refer to the U.S. Bank Custodial Statement, provided via ficaaccount.com, for further details regarding interest earned and fees charged. Net Accrued Interest is for informational purposes only.

³ Aggregate Net Accrued Interest is the sum of the current month's Net Accrued Interest and any prior period Net Accrued Interest not yet paid.

⁴ Days In Period ("DIP") is the number of days in the period beginning on, and including the later of, the first day of the month or the business day your initial deposit is received by the FICA Custodian if received on or before 10:00AM EST or the business day immediately following if received after 10:00AM EST, and ending on, and including, the last day of the month. DIP does not include any date on which the balance is zero.

⁵ Average Daily Balance is the sum of your beginning balance plus any deposits less any withdrawals averaged across number of days in Days In Period.

⁶ Net APY This Period is the annualized yield that reflects the relationship between the net interest received plus any Net Accrued Interest and the Average Daily Balance for the statement period.

⁷ Available Balance reflects the amount that can be withdrawn as of the date of the statement. This balance is the Ending Balance less the Aggregate Net Accrued Interest amount.

We encourage you to compare the information provided in our statement with the U.S. Bank custody statement. You may access your U.S. Bank custody statement by calling 1-866-343-5516.

StoneCastle Cash Management, LLC is an SEC Registered Investment Advisor. StoneCastle Cash Management, LLC is an affiliate of StoneCastle Partners, LLC, a leading asset management and financial services company dedicated to investing and serving the community banking sector. Performance data shown represents past performance, and is no guarantee of future results. Rates may change without notice. Please read the Terms and Conditions relating to the FICA program for more complete information and the governing terms of the account. Review your statement for accuracy. If you have any questions regarding your account, contact a FICA representative. Registration with the SEC does not imply a particular level of skill or training.



[Home](#) | [Contact Us](#) | [Change Password](#) | [Log Out](#)

[Questions? Call Us \(866\) 343-5516](#)

Account Info

- » [Account Info](#)
- [Average Daily Balance](#)
- » [Positions](#)
- » [Summary Statements](#)
- » [Detailed Activity](#)
- » [Manage Users](#)

Positions: Cooke County



FDIC #	Position	Current Balance
-	Accrued Interest	\$220.81
35546	Bofl Federal Bank	\$246,540.92
4999	Cadence Bank N.A.	\$227,184.27
34562	Capital Bank	\$1,563.52
4297	Capital One National Association	\$52,113.57
34742	EagleBank	\$5,558.86
31628	East West Bank	\$17,678.89
58471	First Choice Bank	\$9,588.66
58647	First Foundation Bank	\$90,657.21
58390	Grandpoint Bank	\$9,097.94
15289	Great Western Bank	\$76,416.02
12441	Hancock Bank	\$1,322.06
10359	Happy State Bank	\$102,416.60
3076	Independent Bank	\$2,439.80
58316	Investar Bank	\$2,613.48
17534	KeyBank National Association	\$14.27
34710	Nationwide Bank	\$206,185.65
29209	NexBank SSB	\$142,994.34
35274	River Community Bank N.A.	\$1,003.06
18203	Rockville Bank	\$164,455.70
58641	Savoy Bank	\$1,041.44
57053	Signature Bank	\$235,429.42
57968	Sonabank	\$1,158.34
18812	Southwest Bank	\$4,356.78
29950	Sovereign Bank National Association	\$240,003.89
867	SunTrust Bank	\$9,222.13
34383	Texas Capital Bank National Association	\$8,437.11
58687	Touchmark National Bank	\$1,569.64
9396	Valley National Bank	\$138,868.58
23623	Washington Trust Company of Westerly	\$1,157.30
	TOTAL	\$2,001,310.26

Need Help? Contact Us.

We are here for you.
 Call us at (866) 343-5516,
 or use our simple
 contact form.

- » [Contact Us](#)

INVESTMENTS-TEXPOOL
PATTY BRENNAN, COOKE COUNTY TREASURER
JANUARY 2015

ACCT NAME	BALANCE FORWARD	DEPOSITS	WITH- DRAWALS	CURRENT INTEREST	ENDING BALANCE
GENERAL	\$ 3,766,584.58	\$ 250,000.00	\$ -	\$ 156.86	\$ 4,016,741.44
R & B -1	\$ 303,182.48	\$ 100,000.00	\$ -	\$ 15.24	\$ 403,197.72
R & B -2	\$ 31,850.57	\$ 80,000.00	\$ -	\$ 3.90	\$ 111,854.47
R & B -3	\$ 321,133.10	\$ 62,500.00	\$ -	\$ 14.74	\$ 383,647.84
R & B -4	\$ 341,001.91	\$ 100,000.00	\$ -	\$ 16.73	\$ 441,018.64
FM & L	\$ 63,096.80	\$ -	\$ -	\$ 2.51	\$ 63,099.31
TJPC	\$ 10,003.63	\$ -	\$ -	\$ 0.35	\$ 10,003.98
ADULT PROB	\$ 33,634.57	\$ -	\$ -	\$ 1.32	\$ 33,635.89
COURT REP	\$ 12,157.35	\$ -	\$ -	\$ 0.43	\$ 12,157.78
PERM IMP	\$ 475,597.68	\$ 130,000.00	\$ -	\$ 23.03	\$ 605,620.71
LAW ENFORCEMENT ED	\$ 10,005.17	\$ -	\$ -	\$ 0.35	\$ 10,005.52
LAW LIBRARY	\$ 26,459.06	\$ -	\$ -	\$ 1.01	\$ 26,460.07
C H SECURITY	\$ 21,429.79	\$ -	\$ -	\$ 0.91	\$ 21,430.70
REC MGMT	\$ 109,485.86	\$ -	\$ -	\$ 4.32	\$ 109,490.18
REC PRESV	\$ 43,491.49	\$ -	\$ -	\$ 1.70	\$ 43,493.19
ARCHIVE	\$ 19,424.49	\$ -	\$ -	\$ 0.68	\$ 19,425.17
DIST ATTY FORFEITURE	\$ 10,005.17	\$ -	\$ -	\$ 0.35	\$ 10,005.52
JAIL COMMISSARY	\$ 10,005.17	\$ -	\$ -	\$ 0.35	\$ 10,005.52
STATE FEES	\$ 7,302.47	\$ -	\$ -	\$ 0.31	\$ 7,302.78
2004 GO-REFUNDING	\$ 150,001.81	\$ 225,000.00	\$ -	\$ 13.27	\$ 375,015.08
TOTAL: TREAS FUND	\$ <u>5,765,853.15</u>	\$ <u>722,500.00</u>	\$ <u>-</u>	\$ <u>258.36</u>	\$ <u>6,713,611.51</u>
YEAR - TO - DATE INTEREST	BAL FORWARD	CURRENT INT.	BALANCE		
	\$ 428.88	\$ 258.36	\$ 687.24		
AVG. YEILD FOR JAN 2015	0.05%	MKT VALUE PER SHARE	\$ 1.00		

INVESTMENTS-LOGIC
PATTY BRENNAN, COOKE COUNTY TREASURER
JANUARY 2015

ACCT NAME	BALANCE FORWARD	DEPOSITS	WITH- DRAWALS	CURRENT INTEREST	ENDING BALANCE
GENERAL	\$ 8,114,913.15	\$ 2,500,000.00	\$ -	\$ 681.80	\$ 10,615,594.95
R & B -1	\$ 766,539.89	\$ 350,000.00	\$ -	\$ 69.51	\$ 1,116,609.40
R & B -2	\$ 30,858.86	\$ 305,000.00	\$ -	\$ 14.49	\$ 335,873.35
R & B -3	\$ 694,998.74	\$ 312,500.00	\$ -	\$ 62.21	\$ 1,007,560.95
R & B -4	\$ 516,084.27	\$ 325,000.00	\$ -	\$ 51.28	\$ 841,135.55
FM & L	\$ 700,983.60	\$ -	\$ -	\$ 50.19	\$ 701,033.79
TJPC	\$ 20,029.28	\$ -	\$ -	\$ 1.44	\$ 20,030.72
JUV-ISP	\$ 4,791.88	\$ -	\$ -	\$ 0.32	\$ 4,792.20
JUV-IVE	\$ 6,015.97	\$ -	\$ -	\$ 0.37	\$ 6,016.34
ADULT PROB	\$ 115,071.22	\$ -	\$ -	\$ 8.22	\$ 115,079.44
DIST CLK PRESERVATION	\$ 10,009.24	\$ -	\$ -	\$ 0.67	\$ 10,009.91
CTY/DIST TECH	\$ 3,004.42	\$ -	\$ -	\$ 0.26	\$ 3,004.68
COURT REP	\$ 30,042.09	\$ -	\$ -	\$ 2.17	\$ 30,044.26
PERM IMP	\$ 1,061,220.48	\$ 40,000.00	\$ -	\$ 77.87	\$ 1,101,298.35
LAW ENFORCEMENT ED	\$ 5,006.14	\$ -	\$ -	\$ 0.32	\$ 5,006.46
JP-TECH	\$ 19,819.07	\$ -	\$ -	\$ 1.43	\$ 19,820.50
LAW LIBRARY	\$ 50,070.18	\$ -	\$ -	\$ 3.57	\$ 50,073.75
CC LIBRARY	\$ 22,160.50	\$ -	\$ -	\$ 1.57	\$ 22,162.07
JP-CH SECURITY	\$ 15,016.27	\$ -	\$ -	\$ 1.06	\$ 15,017.33
C H SECURITY	\$ 175,223.82	\$ -	\$ -	\$ 12.55	\$ 175,236.37
REC MGMT	\$ 140,192.66	\$ -	\$ -	\$ 10.03	\$ 140,202.69
REC PRESV	\$ 85,184.83	\$ -	\$ -	\$ 6.11	\$ 85,190.94
DIST CLK REC MGMT	\$ 15,016.30	\$ -	\$ -	\$ 1.06	\$ 15,017.36
DIST CLK ARCHIVE	\$ 4,004.99	\$ -	\$ -	\$ 0.31	\$ 4,005.30
ARCHIVE	\$ 50,062.53	\$ -	\$ -	\$ 3.57	\$ 50,066.10
CTY ATTY CHECK COLLECT	\$ 7,509.38	\$ -	\$ -	\$ 0.58	\$ 7,509.96
DIST ATTY FORFEITURE	\$ 30,036.83	\$ -	\$ -	\$ 2.17	\$ 30,039.00

INVESTMENTS-LOGIC
 PATTY BRENNAN, COOKE COUNTY TREASURER
 JANUARY 2015

SHERIFF FORFEITURE	\$ 37,512.26	\$ -	\$ -	\$ 2.68	\$ 37,514.94
JAIL COMMISSARY	\$ 48,047.43	\$ -	\$ -	\$ 3.45	\$ 48,050.88
STATE FEES	\$ 43,031.67	\$ -	\$ -	\$ 3.07	\$ 43,034.74
2012 GO REFUNDING	\$ 742,255.03	\$ 150,000.00	\$ -	\$ 56.73	\$ 892,311.76
 TOTAL: TREAS FUND	 <u>\$ 13,564,712.98</u>	 <u>\$ 3,982,500.00</u>	 <u>\$ -</u>	 <u>\$ 1,131.06</u>	 <u>\$ 17,548,344.04</u>

YEAR - TO - DATE INTEREST	BAL FORWARD	CURRENT INT.	BALANCE
	\$ 3,096.48	\$ 1,131.06	\$ 4,227.54

AVG. YEILD FOR JAN 2015	0.08%	MKT VALUE PER SHARE	\$ 1.00
-------------------------	-------	---------------------	---------

Pledge Security Listing

January 31, 2015

ID	CUSIP	Description	Safekeeping Location	Safekeeping Receipt	Coupon	Maturity Date	Call Date	Moody	S&P	Fitch	FASB115	Face Amount	Current Par	Current Book Value	Market Value	Gain(Loss)
COOKE COUNTY																
2047	3128MBNA1	FHLMC G12885	FHLB	x	5.00	06/01/2021		AAA	AA+	AAA	HTM	155,326	15,754.10	15,753.78	16,822.05	1,068.26
2107	31410G5S8	FNMA 889257	FHLB	x	5.00	04/01/2021		AAA	AA+	AAA	HTM	104,467	10,283.18	10,282.97	10,948.44	665.47
3643	3128MMQX4	FHLMC G18469	FHLB		2.00	06/01/2028		AAA	AA+	AAA	HTM	212,158	181,844.95	182,708.95	182,740.54	31.59
Total for COOKE COUNTY												471,951	207,882.23	208,745.70	210,511.03	1,765.32

CCI PROD

DISTRB PT J1

AS OF CLOSE OF BUSINESS 01-30-2015
PLEDGEE: COOKE COUNTY 100 S. DIXON RM. 106
J7BM INSTITUTION ID: #J7BM

GAINESVILLE TX 76240
HOLDER : 081500862 - LANDMARK BANK
ACCOUNT: J7BM - *COOKE COUNTY
CUSIP #
31300LVH5 FMAR 848716 G 01-01-37
3133TTX48 FGRA 2326ZQ 06/15/31 06-15-31
3136ACLE9 FNRM RC025BD R13F025 03-25-33
3136AKJK0 FNRM CL041CM R14F041 06-25-40
3137B1CT7 FGRM 4195LH 12/15/31 12-15-31
31392WB41 FGRM 2512PG 10/15/22 10-15-22
31394CMY5 FNRM CL016LE R05F016 07-25-33
31394H2Q3 FGRM 2662DH 08/15/23 08-15-23
31394R3X8 FGRM 2754PD 11/15/32 11-15-32
31395HVM9 FGRA 2896BZ 11/15/34 11-15-34
31396ALL6 FGRM 3035DP 10/15/34 10-15-34
38374F2L7 GNRM 2004-24 ZM 04-20-34

RESP FRB:H1
BVF
0.6455560700
0.2201173100
0.8581847700
0.9421032200
0.8751756300
0.3910897800
0.3558909500
1.0000000000
0.1484573400
1.6607631700
0.1637970100
1.7098118080
SUBTOTAL:
GRAND TOTAL:

PAR BALANCE
200,000.00
300,000.00
1,400,000.00
1,000,000.00
600,000.00
400,000.00
1,100,000.00
1,200,000.00
100,000.00
200,000.00
700,000.00
9,300,000.00
9,300,000.00

BOOK VALUE
129,111.21
66,035.19
1,201,458.68
942,103.22
525,105.38
156,435.91
391,480.05
1,200,000.00
14,845.73
332,152.63
343,973.72
1,196,868.27
6,499,569.99
6,499,569.99

IP Pledged Securities

Landmark Bank 5961
Columbia, MO
From 1/1/2015 To 1/31/2015

Customer ID: 5961
Report Date: 2/3/2015
PAS Rep: Vance Roe
Account Rep: Bob Fitzpatrick

Cusip Grp	Intent Ticket	Description	Loc	Safekeeping Agent	Rate	Maturity	Original Face Par/Current Face	S & P Moody	Date Priced	Book Value Market Value
PLEGGED TO: J7BM COOKE COUNTY										
31300LVH5 MB3	AFS 851172	FHLMC ARM POOL #848716	FED	FEDERAL RESERVE BANK	2.4230	01/01/2037	200,000.00 129,111.21		01/30/2015	138,474.45 138,684.81
3133TTX48 MB4	AFS 783451	fhlmc remic ser 2326 ZQ	FED	FEDERAL RESERVE BANK	6.5000	06/15/2031	300,000.00 66,035.19	NR	01/30/2015	75,200.68 75,597.42
3136ACLE9 MB4	AFS 879680	FNM13025 BD	FED	FEDERAL RESERVE BANK	2.0000	03/25/2033	1,400,000.00 1,201,458.68	Nr	01/30/2015	1,168,974.64 1,211,906.54
3136AKJK0 MB4	AFS 916714	FNR 2014-41 CM	FED	FEDERAL RESERVE BANK	1.5000	06/25/2040	1,000,000.00 942,103.22	Nr	01/30/2015	895,617.88 931,725.00
3137B1CT7 MB4	AFS 882621	FHL4195 LH	FED	FEDERAL RESERVE BANK	1.5000	12/15/2031	600,000.00 525,105.38	Nr	01/30/2015	505,277.92 527,779.74
31392WB41 MB4	AFS 719835	FHL2512 PG	FED	FEDERAL RESERVE BANK	5.5000	10/15/2022	400,000.00 156,435.91	NR	01/30/2015	168,433.94 171,226.30
31394CMY5 MB4	AFS 733876	FNM05016 LE	FED	FEDERAL RESERVE BANK	5.5000	07/25/2033	1,100,000.00 391,480.05	NR	01/30/2015	399,475.32 399,571.55
31394H2Q3 MB4	AFS 887207	FHL2662 DH	FED	FEDERAL RESERVE BANK	5.0000	08/15/2023	1,200,000.00 1,200,000.00	NR	01/30/2015	1,295,767.36 1,316,882.35
31394RJX8 MB4	AFS 704476	FHLMC REMIC SER 2754 PD	FED	FEDERAL RESERVE BANK	5.0000	11/15/2032	100,000.00 14,845.73	NR	01/30/2015	15,049.96 15,016.15
31395HVM9 MB4	AFS 856892	FHL2896 BZ	FED	FEDERAL RESERVE BANK	5.0000	11/15/2034	200,000.00 332,152.63	Nr	01/30/2015	369,468.46 366,244.45
31396ALL6 MB4	AFS 746903	FHL3035 DP	FED	FEDERAL RESERVE BANK	5.5000	10/15/2034	2,100,000.00 343,973.72	NR	01/30/2015	352,601.51 355,494.42
38374F2L7 MB4	AFS 844136	GNM04024 ZM	FED	FEDERAL RESERVE BANK	5.0000	04/20/2034	700,000.00 1,196,868.26	Nr	01/30/2015	1,331,975.49 1,352,632.25
TOTAL PLEDGE FOR PLEDGE ID: J7BM COOKE COUNTY										
Total Pledged:	12	Orig Face:	9,300,000.00	Current Face:	6,499,569.98	Market Value:	6,862,760.98	Book Value:	6,716,317.61	

FTN Financial Group and its affiliates (FTN) provide bond rating information as a service to its clients. FTN obtains this information from third party sources that we consider reliable but we make no representation or warranty as to its completeness or accuracy. The information provided is as of the date shown and FTN does not perform an independent analysis to confirm this information.

Landmark Bank, N.A.
 Cooke County
 As of: Saturday, January 31, 2015

Detail Section:

<u>Account No.</u>	<u>Balance</u>	<u>Int Rate</u>	<u>Type</u>	<u>Officer</u>
28002408	\$0	0.00%	TDSV	R1B
28002416	\$0	0.00%	TDSV	R1B
28900090	\$8,217	0.00%	CK	R1B
28900287	\$4,067,173	0.15%	CK	R1B
28900325	\$15,775	0.00%	CK	R1B
28900333	\$0	0.00%	CK	R1B
28900341	\$25,250	0.00%	CK	R1B
28900368	\$38,557	0.15%	CK	R1B
28900376	\$133,052	0.00%	CK	R1B
28900384	\$2,420	0.00%	CK	R1B
28900392	\$1,420	0.00%	CK	R1B
28900406	\$12,275	0.00%	CK	R1B
28900414	\$204	0.00%	CK	R1B
28900422	\$0	0.00%	CK	R1B
28900449	\$416,328	0.00%	CK	R1B
28900457	\$0	0.00%	CK	R1B
28900465	\$0	0.00%	CK	R1B
28900481	\$70,413	0.00%	CK	R1B
28900511	\$987	0.00%	CK	R1B
28900538	\$1,557	0.00%	CK	R1B
28901259	\$6,135	0.00%	CK	ELE
28901593	\$5,662	0.00%	CK	JDH
4170003539	\$46,750	0.00%	CK	R1B
4170009684	\$0	0.00%	CK	R1B
4170009700	\$2,186	0.00%	CK	R1B
4170013934	\$0	0.00%	CK	JDH
4170023065	\$10,448	0.00%	CK	R1B
4170800744	\$0	0.00%	TDSV	JDH
4170800751	\$0	0.00%	TDSV	JDH
4170801528	\$0	0.00%	TDSV	R1B
4170801536	\$0	0.00%	TDSV	R1B
4170802286	\$0	0.00%	TDSV	JDH
4170802294	\$0	0.00%	TDSV	JDH
4170802849	\$0	0.00%	TDSV	JDH
4170802856	\$0	0.00%	TDSV	JDH
4170803896	\$0	0.00%	TDSV	R1B
4170803904	\$0	0.00%	TDSV	R1B
4170804019	\$0	0.00%	TDSV	R1B

2/3/2015 2:18:34 PM

4170804142	\$0	0.00%	TDSV	R1B
4170804159	\$0	0.00%	TDSV	R1B
4170804415	\$0	0.00%	TDSV	T1G
4170804423	\$0	0.00%	TDSV	T1G
4170804761	\$7,500	0.25%	TDSV	T1G
4170804779	\$7,500	0.25%	TDSV	T1G
4170805073	\$500,000	0.25%	TDSV	T1G
4170805081	\$500,000	0.25%	TDSV	T1G
4170805198	\$8,000	1.05%	TDSV	JDH

Collateral Section:

<u>Description / LOC No.</u>	<u>Amount</u>	<u>Maturity Date</u>
Securities - Market Value	\$6,862,761	(See add'l report)

Pledge Report Summary:

Total Deposits	\$	5,887,811
Plus Additional Coverage (per Agreement)	\$	0
Total Collateral Needed	\$	<u>5,887,811</u>
Collateral Pledged	\$	6,862,761
FDIC Insurance	\$	250,000
Total Collateral Provided	\$	<u>7,112,761</u>
Total Public Funding Excess / (Needed)	\$	<u>1,224,950</u>

FUND NAME	CHECKING ACCOUNT	CHECKING AMOUNT	TDOA ACCOUNT	TDOA AMOUNT	FUND TOTAL
2015 001 GENERAL	TREAS FUND	2,867,050.51	TEXPOOL LOGIC STONE CERT DEPOS	4,016,741.44 10,615,594.95 2,001,310.26 1,750,212.32	21,250,909.48
2015 011 ROAD & BRIDGE 1	TREAS FUND	330,483.46	TEXPOOL LOGIC	403,197.72 1,116,609.40	1,850,290.58
2015 012 ROAD & BRIDGE 2	TREAS FUND	325,637.99	TEXPOOL LOGIC	111,854.47 335,873.35	773,365.81
2015 013 ROAD & BRIDGE 3	TREAS FUND	309,770.27	TEXPOOL LOGIC	383,647.84 1,007,560.95	1,700,979.06
2015 014 ROAD & BRIDGE 4	TREAS FUND	281,047.45	TEXPOOL LOGIC	441,018.64 841,135.55	1,563,201.64
2015 019 FM & LATERAL	TREAS FUND	25,277.98	TEXPOOL LOGIC	63,099.31 701,033.79	789,411.08
2015 020 TJPC	TREAS FUND	17,745.03	TEXPOOL LOGIC	10,003.98 20,030.72	47,779.73
2015 021 JUVENILE PROB-ISP	TREAS FUND	7,151.19	TEXPOOL LOGIC	4,792.20	11,943.39
2015 022 JUVENILE PROBATION	TREAS FUND	6,237.49	TEXPOOL		6,237.49
2015 023 JUVENILE PROB. IV-E	TREAS FUND	7,903.27	TEXPOOL LOGIC	6,016.34	13,919.61
2015 028 ADULT PROBATION	TREAS FUND	28,971.82	TEXPOOL LOGIC	33,635.89 115,079.44	177,687.15
2015 029 COMMUNITY CORRECTIONS	TREAS FUND	21,529.97	TEXPOOL LOGIC		21,529.97
2015 032 DISTRICT CLERK PRESERVATION	TREAS FUND	17,628.91	TEXPOOL LOGIC	10,009.91	27,638.82
2015 033 COUNTY/DISTRICT TECHNOLOGY	TREAS FUND	4,390.69	TEXPOOL LOGIC	3,004.68	7,395.37
2015 034 COURT REPORTER	TREAS FUND	12,345.70	TEXPOOL LOGIC	12,157.78 30,044.26	54,547.74
2015 035 PERMANENT IMPROVEMENT	TREAS FUND	159,177.29	TEXPOOL LOGIC	605,620.71 1,101,298.35	1,866,096.35
2015 037 LAW ENFORCEMENT ED	TREAS FUND	7,578.56	TEXPOOL LOGIC	10,005.52 5,006.46	22,590.54
2015 038 JP TECH	TREAS FUND	9,141.19	TEXPOOL LOGIC	19,820.50	28,961.69
2015 040 LAW LIBRARY	TREAS FUND	26,454.96	TEXPOOL	26,460.07	

FUND NAME	CHECKING ACCOUNT	CHECKING AMOUNT	TDOA ACCOUNT	TDOA AMOUNT	FUND TOTAL
			LOGIC	50,073.75	102,988.78
2015 041 CC LIBRARY FUND	TREAS FUND	21,712.08	TEXPOOL LOGIC	22,162.07	43,874.15
2015 042 CC HISTORICAL COMM.	TREAS FUND	3,916.59			3,916.59
2015 043 JP COURTHOUSE SECURITY	TREAS FUND	11,779.34	TEXPOOL LOGIC	15,017.33	26,796.67
2015 044 COURTHOUSE SECURITY	TREAS FUND	27,908.85	TEXPOOL LOGIC	21,430.70 175,236.37	224,575.92
2015 045 FLOOD DAMAGE	TREAS FUND	17,742.00	TEXPOOL LOGIC		17,742.00
2015 046 CHAPTER 19	TREAS FUND		TEXPOOL		
2015 047 CC RECORDS MANAGEMENT	TREAS FUND	2,724.58	TEXPOOL		2,724.58
2015 048 COUNTY RECORDS MANAGEMENT	TREAS FUND	31,458.32	TEXPOOL LOGIC	109,490.18 140,202.69	281,151.19
2015 049 CC RECORDS PRESERVATION	TREAS FUND	44,714.22	TEXPOOL LOGIC	43,493.19 85,190.94	173,398.35
2015 050 DIST CLERK RECORDS MANAGEMENT	TREAS FUND	21,095.43	TEXPOOL LOGIC	15,017.36	36,112.79
2015 051 DISTRICT CLERK ARCHIVE	TREAS FUND	10,816.48	TEXPOOL LOGIC	4,005.30	14,821.78
2015 052 COUNTY CLERK ARCHIVE FEE	TREAS FUND	34,166.61	TEXPOOL LOGIC	19,425.17 50,066.10	103,657.88
2015 053 CA CHECK COLLECTING	TREAS FUND	3,899.61	TEXPOOL LOGIC	7,509.96	11,409.57
2015 054 DA CHECK COLLECTING	TREAS FUND	192.53	TEXPOOL		192.53
2015 056 DISTRICT ATTY FORFEITURE	TREAS FUND	32,681.67	TEXPOOL LOGIC	10,005.52 30,039.00	72,726.19
2015 057 D A SEIZURE FUND	TREAS FUND	112,307.78	TEXPOOL		112,307.78
2015 058 SHERIFF FORFEITURE	TREAS FUND	30,804.99	TEXPOOL LOGIC	37,514.94	68,319.93
2015 059 JAIL COMMISSARY	TREAS FUND	25,724.55	TEXPOOL LOGIC	10,005.52 48,050.88	83,780.95
2015 060 INTEREST & SINKING	TREAS FUND		TEXPOOL LOGIC		
2015 061 2004 GO REFUNDING DEBT SERVIT	TREAS FUND	250,976.93	TEXPOOL LOGIC	375,015.08 892,311.76	1,518,303.77

COMBINED STATEMENT OF CASH POSITION FOR JANUARY

FUND NAME	CHECKING ACCOUNT	CHECKING AMOUNT	TDOA ACCOUNT	TDOA AMOUNT	FUND TOTAL
2015 070 BOND FUND	TREAS FUND		TEXPOOL LOGIC		
2015 088 STATE FEES	TREAS FUND	108,341.46	TEXPOOL LOGIC	7,302.78 43,034.74	158,678.98
2015 090 OFFICER'S TRUST	TREAS FUND	61,368.95	TEXPOOL		61,368.95
2015 091 LIBRARY TRUST - LIDDELL	TREAS FUND	2,110.43	CERT DEPOS	15,000.00	17,110.43
2015 092 LIBRARY TRUST - ROSENSTEIN	TREAS FUND	3,421.12	CERT DEPOS	19,000.00	22,421.12
2015 098 PAYROLL CLEARING	PAYROLL	2,673,302.63			2,673,302.63
2015 100 CHILD ABUSE PREVENTION FUND	TREAS FUND	231.22	TEXPOOL		231.22
2015 101 PRETRIAL DIVERSION	TREAS FUND	5,632.06	TEXPOOL		5,632.06
		-----		-----	-----
TOTAL		8,004,554.16		28,047,478.13	36,052,032.29

CHECK ACCOUNT	CHECK
ACCOUNT BALANCE - TREAS FUND	5,331,251.53
ACCOUNT BALANCE - PAYROLL	2,673,302.63
TOTAL	8,004,554.16

TDOA ACCOUNT	TDOA
ACCOUNT BALANCE - TEXPOOL	6,713,611.51
ACCOUNT BALANCE - LOGIC	17,548,344.04
ACCOUNT BALANCE - STONE	2,001,310.26
ACCOUNT BALANCE - CERT DEPOS	1,784,212.32
TOTAL	28,047,478.13

ACCOUNT NAME	BEGINNING CASH BALANCE	CASH RECEIPTS	CASH DISBURSEMENTS	ENDING CASH BALANCE
2015 001 GENERAL				
CASH - GENERAL FUND	1,898,616.64	4,848,346.96	3,879,913.09-	2,867,050.51
CASH ON HAND	1,729.00	.00	.00	1,729.00
CASH INVESTED-TEXPOOL	3,766,584.58	250,156.86	.00	4,016,741.44
CASH INVESTED - LOGIC	8,114,913.15	2,500,681.80	.00	10,615,594.95
CASH INVESTED - STONE CASTLE	2,001,089.45	220.81	.00	2,001,310.26
T-BILLS - INVESTMENTS	.00	.00	.00	.00
CASH INVESTMENT-CD	1,750,212.32	.00	.00	1,750,212.32
FUND TOTALS	17,533,145.14	7,599,406.43	3,879,913.09-	21,252,638.48
2015 011 ROAD & BRIDGE 1				
CASH - ROAD & BRIDGE # 1	357,762.75	394,760.46	422,039.75-	330,483.46
CASH INVESTED	303,182.48	100,015.24	.00	403,197.72
CASH INVESTED - LOGIC	766,539.89	350,069.51	.00	1,116,609.40
T-BILL INVESTMENTS	.00	.00	.00	.00
FUND TOTALS	1,427,485.12	844,845.21	422,039.75-	1,850,290.58
2015 012 ROAD & BRIDGE 2				
CASH - ROAD & BRIDGE # 2	292,674.67	394,722.35	361,759.03-	325,637.99
CASH INVESTED	31,850.57	80,003.90	.00	111,854.47
CASH INVESTED - LOGIC	30,858.86	305,014.49	.00	335,873.35
T-BILL INVESTMENTS	.00	.00	.00	.00
FUND TOTALS	355,384.10	779,740.74	361,759.03-	773,365.81
2015 013 ROAD & BRIDGE 3				
CASH - ROAD & BRIDGE # 3	263,340.04	394,726.50	348,296.27-	309,770.27
CASH INVESTED	321,133.10	62,514.74	.00	383,647.84
CASH INVESTED - LOGIC	694,998.74	312,562.21	.00	1,007,560.95
T-BILL INVESTMENTS	.00	.00	.00	.00
FUND TOTALS	1,279,471.88	769,803.45	348,296.27-	1,700,979.06
2015 014 ROAD & BRIDGE 4				
CASH - ROAD & BRIDGE # 4	333,889.50	394,725.24	447,567.29-	281,047.45
CASH INVESTED	341,001.91	100,016.73	.00	441,018.64
CASH INVESTED - LOGIC	516,084.27	325,051.28	.00	841,135.55
T-BILL INVESTMENTS	.00	.00	.00	.00
FUND TOTALS	1,190,975.68	819,793.25	447,567.29-	1,563,201.64
2015 019 FM & LATERAL				
CASH - F M & LATERAL	23,979.55	1,298.46	.03-	25,277.98
CASH INVESTED	63,096.80	2.51	.00	63,099.31
CASH INVESTED - LOGIC	700,983.60	50.19	.00	701,033.79
T-BILL INVESTMENT	.00	.00	.00	.00
FUND TOTALS	788,059.95	1,351.16	.03-	789,411.08
2015 020 TJPC				
CASH - T.J.P.C.	16,135.16	25,908.43	24,298.56-	17,745.03
CASH INVESTED	10,003.63	.35	.00	10,003.98
CASH INVESTED - LOGIC	20,029.28	1.44	.00	20,030.72
FUND TOTALS	46,168.07	25,910.22	24,298.56-	47,779.73
2015 021 JUVENILE PROB-ISP				
CASH - JUVENILE PROBATION	7,149.28	1.91	.00	7,151.19
INVESTMENTS	.00	.00	.00	.00
CASH INVESTED - LOGIC	4,791.88	.32	.00	4,792.20
FUND TOTALS	11,941.16	2.23	.00	11,943.39

ACCOUNT NAME	BEGINNING CASH BALANCE	CASH RECEIPTS	CASH DISBURSEMENTS	ENDING CASH BALANCE
2015 022 JUVENILE PROBATION				
CASH - JUV. PROB. DIV	6,073.88	163.61	.00	6,237.49
INVESTMENTS	.00	.00	.00	.00
FUND TOTALS	<u>6,073.88</u>	<u>163.61</u>	<u>.00</u>	<u>6,237.49</u>
2015 023 JUVENILE PROB. IV-E				
CASH - IV-E	7,901.16	2.11	.00	7,903.27
CASH INVESTED	.00	.00	.00	.00
CASH INVESTED - LOGIC	<u>6,015.97</u>	<u>.37</u>	<u>.00</u>	<u>6,016.34</u>
FUND TOTALS	<u>13,917.13</u>	<u>2.48</u>	<u>.00</u>	<u>13,919.61</u>
2015 028 ADULT PROBATION				
CASH - ADULT PROBATION	36,855.19	29,576.16	37,459.53-	28,971.82
CASH ON HAND	75.00	.00	.00	75.00
CASH INVESTED	33,634.57	1.32	.00	33,635.89
CASH INVESTED - LOGIC	<u>115,071.22</u>	<u>8.22</u>	<u>.00</u>	<u>115,079.44</u>
FUND TOTALS	<u>185,635.98</u>	<u>29,585.70</u>	<u>37,459.53-</u>	<u>177,762.15</u>
2015 029 COMMUNITY CORRECTIONS				
CASH - COMMUNITY CORRECTI	27,583.98	.00	6,054.01-	21,529.97
INVESTMENTS	.00	.00	.00	.00
CASH INVESTED - LOGIC	<u>.00</u>	<u>.00</u>	<u>.00</u>	<u>.00</u>
FUND TOTALS	<u>27,583.98</u>	<u>.00</u>	<u>6,054.01-</u>	<u>21,529.97</u>
2015 032 DISTRICT CLERK PRESERVATION				
CASH - DISTRICT CLERK PRESVATI	17,244.30	384.61	.00	17,628.91
INVESTMENTS	.00	.00	.00	.00
CASH INVESTED - LOGIC	<u>10,009.24</u>	<u>.67</u>	<u>.00</u>	<u>10,009.91</u>
FUND TOTALS	<u>27,253.54</u>	<u>385.28</u>	<u>.00</u>	<u>27,638.82</u>
2015 033 COUNTY/DISTRICT TECHNOLOGY FUN				
CASH - COUNTY/DISTRICT TECH	4,195.63	195.06	.00	4,390.69
INVESTMENTS	.00	.00	.00	.00
CASH INVESTED - LOGIC	<u>3,004.42</u>	<u>.26</u>	<u>.00</u>	<u>3,004.68</u>
FUND TOTALS	<u>7,200.05</u>	<u>195.32</u>	<u>.00</u>	<u>7,395.37</u>
2015 034 COURT REPORTER				
CASH - COURT REPORTER FUND	12,330.46	633.19	617.95-	12,345.70
INVESTMENTS	12,157.35	.43	.00	12,157.78
CASH INVESTED - LOGIC	<u>30,042.09</u>	<u>2.17</u>	<u>.00</u>	<u>30,044.26</u>
FUND TOTALS	<u>54,529.90</u>	<u>635.79</u>	<u>617.95-</u>	<u>54,547.74</u>
2015 035 PERMANENT IMPROVEMENT				
CASH - PERMANENT IMPROVEM	168,230.62	220,947.52	230,000.85-	159,177.29
CASH INVESTED	475,597.68	130,023.03	.00	605,620.71
CASH INVESTED - LOGIC	1,061,220.48	40,077.87	.00	1,101,298.35
T-BILL INVESTMENTS	.00	.00	.00	.00
FUND TOTALS	<u>1,705,048.78</u>	<u>391,048.42</u>	<u>230,000.85-</u>	<u>1,866,096.35</u>
2015 037 LAW ENFORCEMENT ED				
CASH - LAW ENFORCEMENT ED	7,867.02	2.04	290.50-	7,578.56
CASH INVESTED	10,005.17	.35	.00	10,005.52
CASH INVESTED - LOGIC	<u>5,006.14</u>	<u>.32</u>	<u>.00</u>	<u>5,006.46</u>
FUND TOTALS	<u>22,878.33</u>	<u>2.71</u>	<u>290.50-</u>	<u>22,590.54</u>
2015 038 JP TECH				
CASH - J P TECH FUND	9,229.15	770.37	858.33-	9,141.19

ACCOUNT NAME	BEGINNING CASH BALANCE	CASH RECEIPTS	CASH DISBURSEMENTS	ENDING CASH BALANCE
INVESTMENTS	.00	.00	.00	.00
CASH INVESTED - LOGIC	19,819.07	1.43	.00	19,820.50
FUND TOTALS	29,048.22	771.80	858.33-	28,961.69
2015 040 LAW LIBRARY				
CASH - LAW LIBRARY	25,722.00	1,111.86	378.90-	26,454.96
CASH INVESTED	26,459.06	1.01	.00	26,460.07
CASH INVESTED - LOGIC	50,070.18	3.57	.00	50,073.75
FUND TOTALS	102,251.24	1,116.44	378.90-	102,988.78
2015 041 CC LIBRARY FUND				
CASH - COOKE COUNTY LIBRA	32,739.74	1,559.38	12,587.04-	21,712.08
CASH INVESTED	.00	.00	.00	.00
CASH INVESTED - LOGIC	22,160.50	1.57	.00	22,162.07
T-BILL INVESTMENTS	.00	.00	.00	.00
FUND TOTALS	54,900.24	1,560.95	12,587.04-	43,874.15
2015 042 CC HISTORICAL COMM.				
CASH - COOKE CO. HISTORIC	3,915.55	1.04	.00	3,916.59
FUND TOTALS	3,915.55	1.04	.00	3,916.59
2015 043 JP COURTHOUSE SECURITY				
CASH - JP COURTHOUSE SECURITY	11,618.34	185.10	24.10-	11,779.34
CASH INVESTED	.00	.00	.00	.00
CASH INVESTED - LOGIC	15,016.27	1.06	.00	15,017.33
FUND TOTALS	26,634.61	186.16	24.10-	26,796.67
2015 044 COURTHOUSE SECURITY				
CASH - COURTHOUSE SECURIT	25,951.34	1,957.51	.00	27,908.85
CASH INVESTED	21,429.79	.91	.00	21,430.70
CASH INVESTED - LOGIC	175,223.82	12.55	.00	175,236.37
FUND TOTALS	222,604.95	1,970.97	.00	224,575.92
2015 045 FLOOD DAMAGE				
CASH - FLOOD DAMAGE	17,742.00	.00	.00	17,742.00
CASH INVESTED - TEXPOOL	.00	.00	.00	.00
CASH INVESTED - LOGIC	.00	.00	.00	.00
FUND TOTALS	17,742.00	.00	.00	17,742.00
2015 046 CHAPTER 19				
CASH - CHAPTER 19	.00	.00	.00	.00
INVESTMENTS	.00	.00	.00	.00
FUND TOTALS	.00	.00	.00	.00
2015 047 CC RECORDS MANAGEMENT				
CASH - CC RECORDS MANAGEMENT	2,640.14	84.44	.00	2,724.58
INVESTMENTS - TEXPOOL	.00	.00	.00	.00
FUND TOTALS	2,640.14	84.44	.00	2,724.58
2015 048 COUNTY RECORDS MANAGEMENT				
CASH - RECORDS MANAGEMENT	29,923.05	1,535.27	.00	31,458.32
CASH INVESTED	109,485.86	4.32	.00	109,490.18
CASH INVESTED - LOGIC	140,192.66	10.03	.00	140,202.69
FUND TOTALS	279,601.57	1,549.62	.00	281,151.19
2015 049 CC RECORDS PRESERVATION				
CASH - RECORDS PRESERVATI	35,289.22	9,425.00	.00	44,714.22

ACCOUNT NAME	BEGINNING CASH BALANCE	CASH RECEIPTS	CASH DISBURSEMENTS	ENDING CASH BALANCE
INVESTMENTS	43,491.49	1.70	.00	43,493.19
CASH INVESTED - LOGIC	<u>85,184.83</u>	<u>6.11</u>	<u>.00</u>	<u>85,190.94</u>
FUND TOTALS	163,965.54	9,432.81	.00	173,398.35
2015 050 DIST CLERK RECORDS MANAGEMENT				
CASH - D C RECORDS MANAGEMENT	20,818.90	276.53	.00	21,095.43
CASH INVESTED	.00	.00	.00	.00
CASH INVESTED - LOGIC	<u>15,016.30</u>	<u>1.06</u>	<u>.00</u>	<u>15,017.36</u>
FUND TOTALS	35,835.20	277.59	.00	36,112.79
2015 051 DISTRICT CLERK ARCHIVE				
DISTRICT CLERK ARCHIVE	10,568.66	247.82	.00	10,816.48
INVESTMENTS	.00	.00	.00	.00
CASH INVESTED - LOGIC	<u>4,004.99</u>	<u>.31</u>	<u>.00</u>	<u>4,005.30</u>
FUND TOTALS	14,573.65	248.13	.00	14,821.78
2015 052 COUNTY CLERK ARCHIVE FEE				
CASH -RECORDS ARCHIVE	31,543.59	8,977.68	6,354.66-	34,166.61
INVESTMENTS	19,424.49	.68	.00	19,425.17
CASH INVESTED - LOGIC	<u>50,062.53</u>	<u>3.57</u>	<u>.00</u>	<u>50,066.10</u>
FUND TOTALS	101,030.61	8,981.93	6,354.66-	103,657.88
2015 053 CA CHECK COLLECTING				
CASH - CHECK COLLECTING &	3,962.69	45.00	108.08-	3,899.61
CASH INVESTED	.00	.00	.00	.00
CASH INVESTED - LOGIC	<u>7,509.38</u>	<u>.58</u>	<u>.00</u>	<u>7,509.96</u>
FUND TOTALS	11,472.07	45.58	108.08-	11,409.57
2015 054 DA CHECK COLLECTING				
CASH - DA CHECK COLLECTING	192.53	.00	.00	192.53
CASH INVESTED	.00	.00	.00	.00
FUND TOTALS	192.53	.00	.00	192.53
2015 056 DISTRICT ATTY FORFEITURE				
CASH - D.A. FORFEITURE FU	30,257.07	182,980.03	180,555.43-	32,681.67
CASH INVESTED - TEXPOOL	10,005.17	.35	.00	10,005.52
CASH INVESTED - LOGIC	<u>30,036.83</u>	<u>2.17</u>	<u>.00</u>	<u>30,039.00</u>
FUND TOTALS	70,299.07	182,982.55	180,555.43-	72,726.19
2015 057 D A SEIZURE FUND				
CASH - SEIZURE-LAW	28,837.00	182,513.96	99,043.18-	112,307.78
INVESTMENTS	.00	.00	.00	.00
FUND TOTALS	28,837.00	182,513.96	99,043.18-	112,307.78
2015 058 SHERIFF FORFEITURE				
CASH- SHERIFF FORFEITURE	44,391.20	6,413.79	20,000.00-	30,804.99
INVESTMENTS	.00	.00	.00	.00
CASH INVESTED - LOGIC	<u>37,512.26</u>	<u>2.68</u>	<u>.00</u>	<u>37,514.94</u>
FUND TOTALS	81,903.46	6,416.47	20,000.00-	68,319.93
2015 059 JAIL COMMISSARY				
CASH - JAIL COMMISSARY	22,697.55	3,324.91	297.91-	25,724.55
CASH INVESTED - TEXPOOL	10,005.17	.35	.00	10,005.52
CASH INVESTED - LOGIC	<u>48,047.43</u>	<u>3.45</u>	<u>.00</u>	<u>48,050.88</u>
FUND TOTALS	80,750.15	3,328.71	297.91-	83,780.95
2015 060 INTEREST & SINKING				
CASH - INTEREST & SINKING	.00	.00	.00	.00

ACCOUNT NAME	BEGINNING CASH BALANCE	CASH RECEIPTS	CASH DISBURSEMENTS	ENDING CASH BALANCE
CASH INVESTED	.00	.00	.00	.00
CASH INVESTED - LOGIC	.00	.00	.00	.00
T-BILL INVESTMENTS	.00	.00	.00	.00
FUND TOTALS	.00	.00	.00	.00
2015 061 2004 GO REFUNDING DEBT SERVICE				
CASH - 2004 GO REFUNDING D/S	321,043.13	354,934.86	425,001.06-	250,976.93
CASH INVESTED	150,001.81	225,013.27	.00	375,015.08
CASH INVESTED - LOGIC	742,255.03	150,056.73	.00	892,311.76
T-BILL INVESTMENTS	.00	.00	.00	.00
FUND TOTALS	1,213,299.97	730,004.86	425,001.06-	1,518,303.77
2015 070 BOND FUND				
CASH - CONSTRUCTION FUND	.00	.00	.00	.00
CASH INVESTED	.00	.00	.00	.00
CASH INVESTED - LOGIC	.00	.00	.00	.00
FUND TOTALS	.00	.00	.00	.00
2015 088 STATE FEES				
CASH - STATE FEES	72,979.10	35,379.29	16.93-	108,341.46
CASH INVESTED	7,302.47	.31	.00	7,302.78
CASH INVESTED - LOGIC	43,031.67	3.07	.00	43,034.74
FUND TOTALS	123,313.24	35,382.67	16.93-	158,678.98
2015 090 OFFICER'S TRUST				
CASH-OFFICERS TRUST	61,368.95	.00	.00	61,368.95
CASH INVESTED	.00	.00	.00	.00
CASH INVESTED - LOGIC	.00	.00	.00	.00
FUND TOTALS	61,368.95	.00	.00	61,368.95
2015 091 LIBRARY TRUST - LIDDELL				
CASH-LIBRARY TRUST/LIDDELL	2,100.41	10.02	.00	2,110.43
CD INVESTMENT	15,000.00	.00	.00	15,000.00
FUND TOTALS	17,100.41	10.02	.00	17,110.43
2015 092 LIBRARY TRUST - ROSENSTEIN				
CASH-LIBRARY TRUST/ROSENSTEIN	3,420.21	.91	.00	3,421.12
CD INVESTMENT	19,000.00	.00	.00	19,000.00
FUND TOTALS	22,420.21	.91	.00	22,421.12
2015 098 PAYROLL CLEARING				
CASH - PAYROLL CLEARING	1,790,940.88	882,361.75	.00	2,673,302.63
INVESTMENTS	.00	.00	.00	.00
FUND TOTALS	1,790,940.88	882,361.75	.00	2,673,302.63
2015 100 CHILD ABUSE PREVENTION FUND				
CASH-CHILD ABUSE PREVENTION	227.94	3.28	.00	231.22
CASH INVESTED	.00	.00	.00	.00
FUND TOTALS	227.94	3.28	.00	231.22
2015 101 PRETRIAL DIVERSION				
CASH-PRETRIAL DIVERSION	5,614.06	18.00	.00	5,632.06
CASH INVESTED	.00	.00	.00	.00
CASH INVESTED - LOGIC	.00	.00	.00	.00
FUND TOTALS	5,614.06	18.00	.00	5,632.06
GRAND TOTALS	29,245,236.13	13,312,122.64	6,503,522.48-	36,053,836.29