




**FINANCIAL REPORTS**

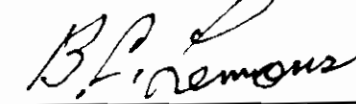
December 2016


In accordance with Local Government Code 114.026, this affidavit states the current cash and reports in the custody of the county treasurer as of this date of December 31, 2016.


  
\_\_\_\_\_  
Jason Brinkley,  
Cooke County Judge

  
\_\_\_\_\_  
Rebecca Lawson,  
Cooke County Clerk

  
\_\_\_\_\_  
Gary Hollowell,  
Commissioner Pct. #1

  
\_\_\_\_\_  
B. C. Lemons,  
Commissioner Pct. #2


  
\_\_\_\_\_  
John Klement,  
Commission Pct. #3

  
\_\_\_\_\_  
Leon Klement,  
Commissioner Pct. #4

FILED FOR RECORD

17 JAN 23 AM 11:31

REBECCA LAWSON  
COUNTY CLERK, COOKE CO. TX

BY:  DEPUTY

AFFIDAVIT

STATE OF TEXAS

COUNTY OF COOKE


The members of the Commissioners' Court of Cooke County, Texas, state as follows:

The requirement of Subsection (C) of the Texas Local Government Code, §114.026 have been met for the term of December 2016. The amount of cash and other assets in the custody of the County Treasurer at the time of examination are:

Cash (includes on hand, money market accounts, and short term investments) \$ 32,806,307.13


Other Assets (long term investments) \$ 0.00.

Sworn to and subscribed this 23 day of January, 2017.

  
\_\_\_\_\_  
Jason Brinkley, Cooke County Judge

  
\_\_\_\_\_  
Gary Hollowell, Commissioner, Pct 1

  
\_\_\_\_\_  
B. C. Lemons, Commissioner, Pct 2

  
\_\_\_\_\_  
John Klement, Commissioner, Pct 3

  
\_\_\_\_\_  
Leon Klement, Commissioner, Pct 4

ATTEST:

  
\_\_\_\_\_  
Rebecca Lawson, County Clerk

FILED FOR RECORD

17 JAN 23 AM 11:31

REBECCA LAWSON  
COUNTY CLERK, COOKE CO. TX

BY  DEPUTY



**MONTHLY REPORT**

**DECEMBER 2016**

**PATTY BRENNAN**

**COOKE COUNTY TREASURER**

FILED FOR RECORD

17 JAN 23 AM 11:32

REBECCA LAWSON  
COUNTY CLERK, COOKE CO. TX

BY \_\_\_\_\_ DEPUTY

TOTALS

PRIOR MONTH ENDING BANK STATEMENT BALANCE	\$5,951.06	
CLEARED DEPOSITS	\$1,084,890.27	5
CLEARED ADDITIONS	\$ .00	
CLEARED CHECKS	\$69,719.93-	104
CLEARED DEDUCTIONS	\$881,299.23-	7

CURRENT MONTH ENDING BANK STATEMENT BALANCE \$139,822.17

CURRENT MONTH ENDING BANK STATEMENT BALANCE	\$139,822.17
OUTSTANDING DEPOSITS	\$ .00
OUTSTANDING ADDITIONS	\$ .00
OUTSTANDING CHECKS	\$5,154.87-
OUTSTANDING DEDUCTIONS	\$ .00

RECONCILED BOOK BALANCE \$134,667.30

ENDING STATEMENT DATE 12/30/2016 CLERK: PB

PRIOR MONTH ENDING BANK STATEMENT BALANCE	\$6,260,281.63	
CLEARED DEPOSITS	\$4,888,726.35	238
CLEARED ADDITIONS	\$65,448.00	2
CLEARED CHECKS	\$2,152,942.89	425
CLEARED DEDUCTIONS	\$1,647,317.22	5

CURRENT MONTH ENDING BANK STATEMENT BALANCE \$7,414,195.87

CURRENT MONTH ENDING BANK STATEMENT BALANCE	\$7,414,195.87
OUTSTANDING DEPOSITS	\$ .00
OUTSTANDING ADDITIONS	\$ .00
OUTSTANDING CHECKS	\$450,984.30
OUTSTANDING DEDUCTIONS	\$ .00

RECONCILED BOOK BALANCE \$6,963,211.57

ENDING STATEMENT DATE 12/30/2016 CLERK: PB

# STONECASTLE

# FICA<sup>®</sup>

**Cooke County**  
Attn: Patty Brennan  
101 S. Dixon Street  
Gainesville, TX 76240

## Depositor Statement

December 1, 2016 - December 31, 2016

Account #: 104791304900

## Account at-a-Glance

Beginning Balance	2,008,905.72
+ Net Deposits	0.00
+ Net Accrued Interest <sup>2</sup>	558.65
Ending Balance	2,009,464.37
Days In Period <sup>4</sup>	31
Average Daily Balance <sup>5</sup>	2,008,905.72
Net APY This Period <sup>6</sup>	0.3274
Available Balance <sup>7</sup>	2,008,905.72

## Depositor Information

Website: [www.ficaaccount.com](http://www.ficaaccount.com)  
Support Center: (866) 343-5516

## Account Transactions

Description	Date	Amount(USD\$)
No transactions in this period		

## Insured Depository Detail

Depository Bank	FDIC Cert#	Balance(USD\$)
BankUnited National Association	58979	16,972.66
Bar Harbor Bank & Trust	11971	5,181.80
BofI Federal Bank	35546	96,192.99
CapStar Bank	58823	2,690.12
Capital Bank National Association	35278	8,899.14
Capital One National Association	4297	3,333.89
Celtic Bank	57056	7,095.17
Central Bank	1756	4,467.48
Centrue Bank	3744	1,515.12
Citizens Bank and Trust Company	4533	4,866.66
ConnectOne Bank	57919	8,172.88
Customers Bank	34444	13,997.90
Dime Savings Bank of Williamsburgh	16012	13,437.46
EagleBank	34742	1,052.16
Farmers Exchange Bank	15118	3,018.34
Fidelity Bank	30895	1,956.68
First American International Bank	35186	6,689.20
First Bank	12229	26,358.26
First Capital Bank of Kentucky	34125	3,570.48

**Cooke County**

Attn: Patty Brennan  
101 S. Dixon Street  
Gainesville, TX 76240

**Depositor Statement**

December 1, 2016 - December 31, 2016

Account #: 104791304900

Depository Bank	FDIC Cert#	Balance(USD\$)
First Choice Bank	58471	43,389.30
First Community Bank	57903	4,950.81
First Guaranty Bank	14028	10,364.48
First Internet Bank of Indiana	34607	1,221.60
First Midwest Bank of Dexter	19001	2,018.88
First National Bank and Trust Company of Vini	4218	1,245.83
First Virginia Community Bank	58696	2,177.94
Franklin Synergy Bank	58714	3,593.72
Freedom National Bank	57254	2,546.48
Front Range Bank	34401	53,272.10
Great Western Bank	15289	127,091.33
Happy State Bank	10359	137,880.91
Inland Bank and Trust	22444	1,614.44
Israel Discount Bank of New York	19977	73,589.07
Lake City Bank	13102	15,528.44
LegacyTexas Bank	58006	48,137.13
Luana Savings Bank	253	7,822.74
MainStreet Bank	57742	32,204.57
Mercantil Commercebank National Association	22953	21,799.65
Merchants Bank of Indiana	8056	45,114.88
Meridian Bank	57777	6,637.95
Mid America Bank	11459	1,114.01
National Bank of Commerce	57764	1,099.89
NexBank SSB	29209	247,766.88
OneWest Bank FSB	58978	1,821.16
Open Bank	57944	2,302.57
Pacific Enterprise Bank	58415	4,759.40
Pacific Mercantile Bank	34940	65,125.79
Pacific Trust Bank FSB	35498	244,250.04
Post Oak Bank N.A.	57729	3,500.18
Reading Co-operative Bank	26620	1,027.21
Riverview Bank	7598	4,794.79
Rockville Bank	18203	189,693.45
Seaside National Bank & Trust	58328	6,381.55
ServisFirst Bank	57993	1,489.28
Signature Bank	57053	1,696.31
SouthEast Bank	57348	6,919.85
Southern States Bank	58558	14,261.75
Southwest Bank	18812	21,631.32
Stonegate Bank	57934	55,041.67
TD Bank N.A.	18409	2,503.62
Texas Capital Bank National Association	34383	3,591.32
Washington Trust Company of Westerly	23623	4,422.40
WashingtonFirst Bank	57696	247,636.26
Wolverine Bank Federal Savings Bank	28918	4,404.38
Aggregate Net Accrued Interest <sup>3</sup>		558.65

**Cooke County**  
Attn: Patty Brennan  
101 S. Dixon Street  
Gainesville, TX 76240

## Depositor Statement

**December 1, 2016 - December 31, 2016**

**Account #: 104791304900**

<u>Total</u>	<u>2,009,464.37</u>
--------------	---------------------

## Disclosure Information

1 The Federally Insured Cash Account (FICA) is not a member of the Federal Deposit Insurance Corporation (FDIC), but the banks in which your money is deposited are FDIC members. The FDIC is an independent agency of the U.S. government that protects the funds depositors place in FDIC insured institutions. FDIC deposit insurance is backed by the full faith and credit of the U.S. government.

2 Net Accrued Interest is the estimated amount of your accrued interest earned for the current month less any FICA Fee with respect to such interest. Net Accrued Interest cannot be withdrawn from your account until it is credited to the account. There is no guarantee that you will receive the full amount as stated. Refer to the U.S. Bank Custodial Statement, provided via [ficaaccount.com](http://ficaaccount.com), for further details regarding interest earned and fees charged. Net Accrued Interest is for informational purposes only.

3 Aggregate Net Accrued Interest is the sum of the current month's Net Accrued Interest and any prior period Net Accrued Interest not yet paid.

4 Days In Period ("DIP") is the number of days in the period beginning on, and including the later of, the first day of the month or the business day your initial deposit is received by the FICA Custodian if received on or before 12:00PM EST or the business day immediately following if received after 12:00PM EST, and ending on, and including, the last day of the month. DIP does not include any days on which the balance is zero.

5 Average Daily Balance is the sum of your beginning balance plus any deposits less any withdrawals averaged across number of days in Days In Period.

6 Net APY This Period is the annualized yield that reflects the relationship between the net interest received plus any Net Accrued Interest and the Average Daily Balance for the statement period.

7 Available Balance reflects the amount that can be withdrawn as of the date of the statement. This balance is the Ending Balance less the Aggregate Net Accrued Interest amount.

We encourage you to compare the information provided in our statement with the U.S. Bank custody statement. You may access your U.S. Bank custody statement by calling 1-866-343-5516.

StoneCastle Cash Management, LLC is an SEC Registered Investment Advisor. StoneCastle Cash Management, LLC is an affiliate of StoneCastle Partners, LLC, a leading asset management and financial services company dedicated to investing and serving the community banking sector. Performance data shown represents past performance, and is no guarantee of future results. Rates may change without notice. Please read the Terms and Conditions relating to the FICA program for more complete information and the governing terms of the account. Review your statement for accuracy. If you have any questions regarding your account, contact a FICA representative. Registration with the SEC does not imply a particular level of skill or training.



**INVESTMENTS-TEX STAR**  
**PATTY BRENNAN, COOKE COUNTY TREASURER**  
**DECEMBER 2016**

ACCT NAME	BALANCE FORWARD	DEPOSITS	WITH-DRAWALS	CURRENT INTEREST	ENDING BALANCE
GENERAL	\$ 5,002,438.70	\$ 1,000,000.00	\$ -	\$ 2,204.38	\$ 6,004,643.08
R & B -1	\$ 500,243.87	\$ -	\$ -	\$ 204.58	\$ 500,448.45
R & B -2	\$ 200,097.54	\$ -	\$ -	\$ 81.84	\$ 200,179.38
R & B -3	\$ 450,219.52	\$ -	\$ -	\$ 184.14	\$ 450,403.66
R & B -4	\$ 350,170.71	\$ 215,000.00	\$ -	\$ 177.29	\$ 565,348.00
FM & L	\$ 300,146.34	\$ -	\$ -	\$ 122.72	\$ 300,269.06
ADULT PROBATION	\$ -	\$ 150,000.00	\$ -	\$ 23.78	\$ 150,023.78
PERM IMP	\$ 1,000,487.75	\$ 100,000.00	\$ -	\$ 425.03	\$ 1,100,912.78
JP- CH SECURITY	\$ -	\$ 50,000.00	\$ -	\$ 7.94	\$ 50,007.94
COURTHOUSE SECURITY	\$ -	\$ 50,000.00	\$ -	\$ 7.94	\$ 50,007.94
RECORDS PRESERVATION	\$ -	\$ 75,000.00	\$ -	\$ 11.88	\$ 75,011.88
2012 GO REFUNDING	\$ 350,170.71	\$ -	\$ -	\$ 143.21	\$ 350,313.92
<b>TOTAL: TREAS FUND</b>	<b>\$ 8,153,975.14</b>	<b>\$ 1,640,000.00</b>	<b>\$ -</b>	<b>\$ 3,594.73</b>	<b>\$ 9,797,569.87</b>

YEAR - TO - DATE INTEREST	BAL FORWARD	CURRENT INT.	BALANCE
	\$ 3,975.14	\$ 3,594.73	\$ 7,569.87
AVG. YEILD FOR DECEMBER 2016	0.48%	MKT VALUE PER SHARE	\$ 1.00

INVESTMENT-TEXPOOL

PATTY BRENNAN, COOKE COUNTY TREASURER

DECEMBER 2016

ACCT NAME	BALANCE FORWARD	DEPOSITS	WITH-DRAWALS	CURRENT INTEREST	ENDING BALANCE
GENERAL	\$ 6,546,950.32	\$ -	-	\$ 2,541.26	\$ 6,549,491.58
R & B -1	\$ 991,454.76	\$ -	-	\$ 384.82	\$ 991,839.58
R & B -2	\$ 294,746.49	\$ -	-	\$ 114.41	\$ 294,860.90
R & B -3	\$ 471,187.22	\$ -	-	\$ 182.86	\$ 471,370.08
R & B -4	\$ 396,548.93	\$ -	-	\$ 153.94	\$ 396,702.87
FM & L	\$ 416,895.57	\$ -	-	\$ 161.83	\$ 417,057.40
STATE FUNDS	\$ 8,087.59	\$ -	-	\$ 3.17	\$ 8,090.76
TJPC	\$ 5,026.04	\$ -	-	\$ 1.99	\$ 5,028.03
DIST CLK PRESERVATION	\$ 10,059.28	\$ -	-	\$ 3.89	\$ 10,063.17
COUNTY/DIST TECH	\$ 3,019.27	\$ -	-	\$ 1.23	\$ 3,020.50
ADULT PROB	\$ 184,572.56	\$ -	-	\$ 71.61	\$ 184,644.17
JUV-ISP	\$ 4,815.89	\$ -	-	\$ 1.86	\$ 4,817.75
COURT REP	\$ 42,398.72	\$ -	-	\$ 16.46	\$ 42,415.18
PERM IMP	\$ 1,185,875.22	\$ -	-	\$ 460.31	\$ 1,186,335.53
LAW ENFORCEMENT ED	\$ 10,057.23	\$ -	-	\$ 3.89	\$ 10,061.12
JP-CH SECURITY	\$ 5,049.04	\$ -	-	\$ 2.02	\$ 5,051.06
DIST CLK RECORDS MGMT	\$ 15,091.93	\$ -	-	\$ 5.91	\$ 15,097.84
DIST CLK ARCHIVE	\$ 4,024.56	\$ -	-	\$ 1.55	\$ 4,026.11
COUNTY ATTY CHECK COLLECT	\$ 4,534.72	\$ -	-	\$ 1.72	\$ 4,536.44
JUV PROB-IVE	\$ 6,045.94	\$ -	-	\$ 2.34	\$ 6,048.28
LAW LIBRARY	\$ 81,908.96	\$ -	-	\$ 31.77	\$ 81,940.73
JP TECH	\$ 16,904.90	\$ -	-	\$ 6.56	\$ 16,911.46
C H SECURITY	\$ 157,422.54	\$ -	-	\$ 61.09	\$ 157,483.63
REC MGMT	\$ 265,860.06	\$ -	-	\$ 103.19	\$ 265,963.25
REC PRESV	\$ 84,144.80	\$ -	-	\$ 32.67	\$ 84,177.47
LIBRARY	\$ 22,271.60	\$ -	-	\$ 8.63	\$ 22,280.23
ARCHIVE	\$ 54,764.00	\$ -	-	\$ 21.29	\$ 54,785.29
DIST ATTY FORFEITURE	\$ 30,223.13	\$ -	-	\$ 11.71	\$ 30,234.84
SHERIFF FORFEITURE	\$ 37,717.08	\$ -	-	\$ 14.61	\$ 37,731.69

INVESTMENTS - TEXPOOL

PATTY BRENNAN, COOKE COUNTY TREASURER

DECEMBER 2016

ACCT NAME	BALANCE FORWARD	DEPOSITS	WITH-DRAWALS	CURRENT INTEREST	ENDING BALANCE
JAIL COMMISSARY	\$ 78,396.33	\$ -	-	\$ 30.42	\$ 78,426.75
2004 GO-REFUNDING	\$ 360,443.40	\$ -	-	\$ 139.93	\$ 360,583.33
<b>TOTAL: TREAS FUND</b>	<b>\$ 11,796,498.08</b>	<b>\$ -</b>	<b>-</b>	<b>\$ 4,578.94</b>	<b>\$ 11,801,077.02</b>

YEAR - TO - DATE INTEREST	BAL FORWARD	CURRENT INT.	BALANCE
	\$ 9,243.96	\$ 4,578.94	\$ 13,822.90

AVG. YIELD FOR DECEMBER 2016 0.46% MKT VALUE PER SHARE \$ 1.00

C.D. INVESTMENTS

-----

LANDMARK BANK

December 2016

<u>C.D.#</u>	<u>PURCHASE DATE</u>	<u>AMOUNT</u>	<u>MAT. DATE</u>
GEN/4170805685	May 24, 2015	500,000.00	May 24, 2017
GEN/4170805677	May 24, 2015	500,000.00	May 24, 2017
Library - Liddell 4761	July 15, 2015	7,500.00	Jan 15, 2017
Library - Liddell 4779	July 15, 2015	7,500.00	Jan 15, 2017
Library - Rosenstein 5099	Jun 12, 2014	11,000.00	Sept 12, 2017
Library - Rosenstein 5198	Sept 16, 2014	8,000.00	Dec 16, 2017

INT. EARNED MONTHLY:

2-Gen CD's @ .52%  
2-Liddell CD's @ .25%  
2-Rosenstein CD's @ 1.05%

Interest is deposited into the Treasurer's Fund. The 2 Gen CDs' interest is deposited monthly, and the 4 Library's CDs' interest is deposited quarterly.

PROSPERITY BANK

GEN/14401708                      Sept 17, 2015                      250,000.00                      Sept 17, 2017

INT. EARNED MONTHLY:

Gen CD @ .50%

Interest accrues monthly and is deposited monthly with depository bank into the Treasurer's Fund.

C.D. INVESTMENTS

-----

THE FIRST STATE BANK

December 2016

<u>C.D.#</u>	<u>PURCHASE DATE</u>	<u>AMOUNT</u>	<u>MAT. DATE</u>
GEN/17445	Sept 17, 2015	250,000.00	Sept 17, 2017

INT. EARNED MONTHLY:

Gen CD @ .65%

Interest accrues monthly and is deposited monthly with depository bank into the Treasurer's Fund.

MUENSTER STATE BANK

GEN/2129	Sept 17, 2015	250,000.00	Sept 17, 2017
----------	---------------	------------	---------------

INT. EARNED MONTHLY:

Gen CD @ .75%

Interest accrues monthly and is deposited monthly with depository bank into the Treasurer's Fund.



EL CAMPO, TX

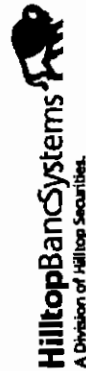
# Pledge Security Listing

December 31, 2016



A Division of Hilltop Securities

ID	CUSIP	Description	Safekkeeping Location	Safekkeeping Receipt	Coupon	Maturity Date	Call Data	Moody	S&P	Fitch	FA5B115	Face Amount	Current Par	Current Book Value	Market Value	Gain(Loss)
2047	3128MBNA1	FHLMC G12885	FHLB	x	5.00	06/01/2021		AAA	AA+	AAA	HTM	157,950	7,237.41	7,237.32	7,573.24	335.92
2107	31410GSS8	FNMA 889257	FHLB	x	5.00	04/01/2021		AAA	AA+	AAA	HTM	105,405	4,660.83	4,660.78	4,871.47	210.70
3643	3128MHQX4	FHLMC G18469	FHLB		2.00	06/01/2028		AAA	AA+	AAA	HTM	212,158	136,771.56	137,222.74	131,728.11	(5,994.63)
<b>Total for COOKE COUNTY</b>												<b>149,120.84</b>	<b>148,669.80</b>	<b>144,172.82</b>	<b>(4,948.01)</b>	



Inventory | Pledge Entity | v1.2

Although the information in this report has been obtained from sources believed to be reliable, its accuracy cannot be guaranteed.

report

PAGE 1 12/30/16 19:34:12  
HOLDINGS BAPN032N  
CC3 PROD

FEDERAL RESERVE BANK PLEDGEE

DISTRB PT J1  
AS OF CLOSE OF BUSINESS 12-30-2016

PLEDGEE: COOKE COUNTY  
100 S. DIXON  
RM. 106

J7BM INSTITUTION ID: #J7BM

GAINESVILLE TX 76240

HOLDER : 081500862 - LANDMARK BANK

RESP FRB:H1

ACCOUNT: J7BM - \*COOKE COUNTY

CUSIP #

BVF

PAR

BALANCE	BOOK VALUE		BVF	PAR
31300LVH5	FMAR 848716 G	01-01-37		
200,000.00	91,789.29		0.4589464700	
3133TTX48	FGRA 2326ZQ	06/15/31 06-15-31		
300,000.00	40,873.29		0.1362442900	
313378CR0	2.25 FHLB 22 KW	03-11-22		
5,000,000.00	5,000,000.00		1.0000000000	
313380GJ0	2.00 FHLB 22 WX	09-09-22		
1,000,000.00	1,000,000.00		1.0000000000	
3136ACLE9	FNRM RC025BD R13F025	03-25-33		
1,400,000.00	854,554.83		0.6103963100	
3136AKJK0	FNRM CL041CM R14F041	06-25-40		
1,000,000.00	700,700.83		0.7007008300	
3137B1CT7	FGRM 4195LH	12/15/31 12-15-31		
600,000.00	366,838.68		0.6113978000	
31392WB41	FGRM 2512PG	10/15/22 10-15-22		
400,000.00	88,157.42		0.2203935500	
31394H2Q3	FGRM 2662DH	08/15/23 08-15-23		
1,200,000.00	742,958.41		0.6191320100	
31395HVM9	FGRA 2896BZ	11/15/34 11-15-34		
200,000.00	246,099.26		1.2304963200	
38374F2L7	GNRM 2004-24 ZM	04-20-34		
700,000.00	797,434.31		1.1391918749	
			SUBTOTAL:	
12,000,000.00	9,929,406.32			
			GRAND TOTAL:	
12,000,000.00	9,929,406.32			

# Pledge Inventory Report

Landmark Bank  
Columbia, MO  
FROM 12/1/2016 TO 12/31/2016

Customer ID: 5961  
Report Date: 1/1/2017  
PAS Rep: Vance Roe  
Account Rep: Bob Fitzpatrick

Cusip Ticket	Description Location Code/Name	Maturity Date Group	Intent Coupon	S&P Moody	Market Price Dt Maturity (Yr)	Original Face Par	Book Value Market Value
Pledged: J7BM - COOKE COUNTY							
313378CR0 956483	FED HOME LN BK FED - FEDERAL RESERVE BANK	03/11/2022 AGY	AFS 2.25000	AA+ Aaa	12/30/2016 5.19	5,000,000.00 5,000,000.00	5,061,315.05 4,994,049.85
313380GJ0 988741	FED HOME LN BK FED - FEDERAL RESERVE BANK	09/09/2022 AGY	AFS 2.00000	AA+ Aaa	12/30/2016 5.69	1,000,000.00 1,000,000.00	1,000,000.00 992,249.98
31300LVH5 851172	FHLMC ARM POOI #8487 FED - FEDERAL RESERVE BANK	01/01/2037 MB3	AFS 2.87500		12/30/2016 20.02	200,000.00 91,789.29	97,998.73 97,213.12
31333TTX48 783451	fhimc remic ser 2326 FED - FEDERAL RESERVE BANK	06/15/2031 MB4	AFS 6.50000	NR	12/30/2016 14.46	300,000.00 40,873.29	45,946.06 46,303.80
3136ACLE9 879680	FNMI3025 BD FED - FEDERAL RESERVE BANK	03/25/2033 MB4	AFS 2.00000	Nr	12/30/2016 16.24	1,400,000.00 854,554.83	833,266.39 845,299.22
3136AKJK0 916714	FNR 2014-41 CM FED - FEDERAL RESERVE BANK	06/25/2040 MB4	AFS 1.50000	Nr	12/30/2016 23.50	1,000,000.00 700,700.83	670,232.92 683,935.75
3137B1CT7 882621	FHL4195 LH FED - FEDERAL RESERVE BANK	12/15/2031 MB4	AFS 1.50000	Nr	12/30/2016 14.96	600,000.00 366,838.68	354,648.81 357,678.38
31392WB41 719835	FHL2512 PG FED - FEDERAL RESERVE BANK	10/15/2022 MB4	AFS 5.50000	NR	12/30/2016 5.79	400,000.00 88,157.42	93,508.04 95,622.98
31394H203 887207	FHL2662 DH FED - FEDERAL RESERVE BANK	08/15/2023 MB4	AFS 5.00000	NR	12/30/2016 6.62	1,200,000.00 742,958.41	788,387.69 793,026.59
31395HVM9 856892	FHL2896 BZ FED - FEDERAL RESERVE BANK	11/15/2034 MB4	AFS 5.00000	Nr	12/30/2016 17.88	200,000.00 246,099.26	268,249.32 265,080.46
38374F2L7 844136	GNM04024 ZM FED - FEDERAL RESERVE BANK	04/20/2034 MB4	AFS 5.00000	Nr	12/30/2016 17.31	700,000.00 797,434.31	883,318.76 881,281.72
11	Total Pledged: J7BM - COOKE COUNTY					12,000,000.00 9,929,406.32	10,096,871.77 10,051,741.85

This report reflects information submitted to us by the customer. It is not intended to be used as the official record of safekeeping location and/or pledged holdings. This information should be provided by the customer's safekeeper.



4170803904	\$0	0.00%	TDSV	R1B
4170804019	\$0	0.00%	TDSV	R1B
4170804142	\$0	0.00%	TDSV	R1B
4170804159	\$0	0.00%	TDSV	R1B
4170804415	\$0	0.00%	TDSV	T1G
4170804423	\$0	0.00%	TDSV	T1G
4170804761	\$7,500	0.25%	TDSV	T1G
4170804779	\$7,500	0.25%	TDSV	T1G
4170805073	\$0	0.00%	TDSV	T1G
4170805081	\$0	0.00%	TDSV	T1G
4170805198	\$8,000	1.05%	TDSV	JDH
4170805677	\$500,000	0.52%	TDSV	T1G
4170805685	\$500,000	0.52%	TDSV	T1G

*Collateral Section:*

<u>Description / LOC No.</u>	<u>Amount</u>	<u>Maturity Date</u>
Securities - Market Value	\$10,051,742	(See add'l report)

*Pledge Report Summary:*

Total Deposits	\$	10,303,454
Plus Additional Coverage (per Agreement)	\$	0
Total Collateral Needed	\$	10,303,454
Collateral Pledged	\$	10,051,742
FDIC Insurance	\$	250,000
Total Collateral Provided	\$	10,301,742
Total Public Funding Excess / (Needed)	\$	(1,713)

**Patty Brennan**

**From:** Dawn O'Riley <Dawn.ORiley@landmarkbank.com>  
**Sent:** Thursday, January 5, 2017 8:40 AM  
**To:** patty.brennan@co.cooke.tx.us  
**Subject:** Dec 2016 Pledge Report part 2  
**Attachments:** Pledged Deposits Report.pdf

These account balances are actually as of 01/03/17. We had an issue and could not capture the last day of December correctly in this database. Please refer to your monthly statements.

Landmark Bank, N.A.

Cooke County

As of: Saturday, December 31, 2016

Detail Section:

<u>Account No.</u>	<u>Balance</u>	<u>Int Rate</u>	<u>Type</u>	<u>Officer</u>
28002408	\$0	0.00%	TD5V	R1B
28002416	\$0	0.00%	TD5V	R1B
28900090	\$139,802	0.00%	CK	R1B
28900287	\$7,639,016	0.42%	CK	R1B
28900325	\$21,754	0.00%	CK	R1B
28900333	\$0	0.00%	CK	R1B
28900341	\$0	0.00%	CK	R1B
28900368	\$102,294	0.42%	CK	R1B
28900376	\$152,762	0.00%	CK	R1B
28900384	\$431,792	0.00%	CK	R1B
28900392	\$938	0.00%	CK	R1B
28900406	\$13,862	0.00%	CK	R1B
28900414	\$84	0.00%	CK	R1B
28900422	\$0	0.00%	CK	R1B
28900449	\$570,419	0.00%	CK	R1B
28900457	\$0	0.00%	CK	R1B
28900465	\$0	0.00%	CK	R1B
28900481	\$108,806	0.00%	CK	R1B
28900511	\$1,241	0.00%	CK	R1B
28900538	\$2,231	0.00%	CK	R1B
28901259	\$4,014	0.00%	CK	ELE
28901593	\$14,795	0.00%	CK	JDH
4170003539	\$59,672	0.00%	CK	R1B
4170009684	\$0	0.00%	CK	R1B
4170009700	\$2,316	0.00%	CK	R1B
4170013934	\$0	0.00%	CK	JDH
4170023065	\$0	0.00%	CK	R1B
4170045332	\$14,158	0.00%	CK	T1G
4170049177	\$500	0.00%	CK	T1G
4170800744	\$0	0.00%	TD5V	JDH
4170800751	\$0	0.00%	TD5V	JDH
4170801528	\$0	0.00%	TD5V	R1B
4170801536	\$0	0.00%	TD5V	R1B
4170802286	\$0	0.00%	TD5V	JDH
4170802294	\$0	0.00%	TD5V	JDH
4170802849	\$0	0.00%	TD5V	JDH
4170802856	\$0	0.00%	TD5V	JDH
4170803896	\$0	0.00%	TD5V	R1B

FUND NAME	CHECKING ACCOUNT	CHECKING AMOUNT	TDOA ACCOUNT	TDOA AMOUNT	FUND TOTAL
2017 001 GENERAL	TREAS FUND	5,096,041.66	TEXPOOL LOGIC	6,549,491.58	
			TEXSTAR	6,004,643.08	
			STONE	2,009,464.37	
			CERT DEPOS	1,750,000.00	21,409,640.69
2017 011 ROAD & BRIDGE 1	TREAS FUND	318,681.22	TEXPOOL LOGIC	991,839.58	
			TEXSTAR	500,448.45	1,810,969.25
2017 012 ROAD & BRIDGE 2	TREAS FUND	418,187.85	TEXPOOL LOGIC	294,860.90	
			TEXSTAR	200,179.38	913,228.13
2017 013 ROAD & BRIDGE 3	TREAS FUND	313,300.47	TEXPOOL LOGIC	471,370.08	
			TEXSTAR	450,403.66	1,235,074.21
2017 014 ROAD & BRIDGE 4	TREAS FUND	731,319.93	TEXPOOL LOGIC	396,702.87	
			TEXSTAR	565,348.00	1,693,370.80
2017 018 CERTZ TIF	TREAS FUND		TEXPOOL LOGIC		
2017 019 FM & LATERAL	TREAS FUND	90,269.79	TEXPOOL LOGIC	417,057.40	
			TEXSTAR	300,269.06	807,596.25
2017 020 TJPC	TREAS FUND	22,821.67	TEXPOOL LOGIC	5,028.03	
			TEXSTAR		27,849.70
2017 021 JUVENILE PROB-ISP	TREAS FUND	7,216.60	TEXPOOL LOGIC	4,817.75	
			TEXSTAR		12,034.35
2017 022 JUVENILE PROBATION	TREAS FUND	10,248.05	TEXPOOL		
2017 023 JUVENILE PROB. IV-E	TREAS FUND	7,979.24	TEXPOOL LOGIC	6,048.28	
			TEXSTAR		14,027.52
2017 028 ADULT PROBATION	TREAS FUND	284,227.48	TEXPOOL LOGIC	184,644.17	
			TEXSTAR	150,023.78	618,895.43
2017 029 COMMUNITY CORRECTIONS	TREAS FUND	21,870.02	TEXPOOL LOGIC		
					21,870.02
2017 031 CONTRACT ELECTIONS	TREAS FUND	2,323.97	TEXPOOL LOGIC		
					2,323.97
2017 032 DISTRICT CLERK PRESERVATION	TREAS FUND	25,432.25	TEXPOOL LOGIC	10,063.17	

FUND NAME	CHECKING ACCOUNT	CHECKING AMOUNT	TDOA ACCOUNT	TDOA AMOUNT	FUND TOTAL
2017 033 COUNTY/DISTRICT TECHNOLOGY	FTEAS FUND	5,190.71	TEXSTAR	3,020.50	35,495.42
2017 034 COURT REPORTER	TREAS FUND	1,423.28	TEXPOOL LOGIC TEXSTAR	42,415.18	8,211.21
2017 035 PERMANENT IMPROVEMENT	TREAS FUND	299,448.29	TEXPOOL LOGIC TEXSTAR	1,186,335.53	43,838.46
2017 037 LAW ENFORCEMENT ED	TREAS FUND	4,370.05	TEXPOOL LOGIC TEXSTAR	1,100,912.78	2,586,696.60
2017 038 JP TECH	TREAS FUND	12,861.76	TEXPOOL LOGIC TEXSTAR	10,061.12	14,431.17
2017 040 LAW LIBRARY	TREAS FUND	45,717.49	TEXPOOL LOGIC TEXSTAR	16,911.46	29,773.22
2017 041 CC LIBRARY FUND	TREAS FUND	35,865.62	TEXPOOL LOGIC TEXSTAR	81,940.73	127,658.22
2017 042 CC HISTORICAL COMM.	TREAS FUND	4,148.72	TEXPOOL LOGIC TEXSTAR	22,280.23	58,145.85
2017 043 JP COURTHOUSE SECURITY	TREAS FUND	12,335.66	TEXPOOL LOGIC TEXSTAR	5,051.06	4,148.72
2017 044 COURTHOUSE SECURITY	TREAS FUND	93,772.92	TEXPOOL LOGIC TEXSTAR	7.94	17,394.66
2017 045 FLOOD DAMAGE	TREAS FUND	17,742.00	TEXPOOL LOGIC	157,483.63	301,264.49
2017 046 CHAPTER 19	TREAS FUND		TEXPOOL	50,007.94	17,742.00
2017 047 CC RECORDS MANAGEMENT	TREAS FUND	4,401.73	TEXPOOL		4,401.73
2017 048 COUNTY RECORDS MANAGEMENT	TREAS FUND	51,256.10	TEXPOOL LOGIC TEXSTAR	265,963.25	317,219.35
2017 049 CC RECORDS PRESERVATION	TREAS FUND	129,539.61	TEXPOOL LOGIC TEXSTAR	84,177.47	288,728.96

FUND NAME	CHECKING ACCOUNT	CHECKING AMOUNT	TDOA ACCOUNT	TDOA AMOUNT	FUND TOTAL
2017 050 DIST CLERK RECORDS MANAGEMENTREAS FUND	TREAS FUND	25,009.95	TEXPOOL LOGIC TEXSTAR	15,097.84	40,107.79
2017 051 DISTRICT CLERK ARCHIVE	TREAS FUND	20,076.90	TEXPOOL LOGIC TEXSTAR	4,026.11	24,103.01
2017 052 COUNTY CLERK ARCHIVE FEE	TREAS FUND	61,809.25	TEXPOOL LOGIC TEXSTAR	54,785.29	116,594.54
2017 053 CA CHECK COLLECTING	TREAS FUND	2,690.83	TEXPOOL LOGIC TEXSTAR	4,536.44	7,227.27
2017 054 DA CHECK COLLECTING	TREAS FUND	75.34	TEXPOOL		75.34
2017 055 CO ATTY FORFEITURE	TREAS FUND	70,774.62	TEXPOOL LOGIC TEXSTAR	30,234.84	101,009.46
2017 056 DISTRICT ATTY FORFEITURE	TREAS FUND	52,506.88	TEXPOOL		52,506.88
2017 057 D A SEIZURE FUND	TREAS FUND	10,763.77	TEXPOOL LOGIC TEXSTAR	37,731.69	48,495.46
2017 058 SHERIFF FORFEITURE	TREAS FUND	24,553.58	TEXPOOL LOGIC TEXSTAR	78,426.75	102,980.33
2017 059 JAIL COMMISSARY	TREAS FUND	320,246.74	TEXPOOL LOGIC TEXSTAR	360,583.33	1,031,143.99
2017 060 INTEREST & SINKING	TREAS FUND	129,036.06	TEXPOOL LOGIC TEXSTAR	8,090.76	137,126.82
2017 061 2004 GO REFUNDING DEBT SERVITREAS FUND	TREAS FUND	1,627.09	TEXPOOL	15,000.00	16,627.09
2017 070 BOND FUND	TREAS FUND	2,154.08	CERT DEPOS	19,000.00	21,154.08
2017 088 STATE FEES	TREAS FUND	1,903,068.84	CERT DEPOS		1,903,068.84
2017 090 OFFICER'S TRUST	TREAS FUND		TEXPOOL		
2017 091 LIBRARY TRUST - LIDDELL	TREAS FUND				
2017 092 LIBRARY TRUST - ROSENSTEIN	TREAS FUND				
2017 098 PAYROLL CLEARING	PAYROLL				

FUND NAME	CHECKING ACCOUNT	CHECKING AMOUNT	TDOA ACCOUNT	TDOA AMOUNT	FUND TOTAL
2017 100 CHILD ABUSE PREVENTION FUND TREAS FUND	TREAS FUND	277.25	TEXPOOL		277.25
2017 101 PRETRIAL DIVERSION	TREAS FUND	8,854.00	TEXPOOL		8,854.00
TOTAL		10,701,519.32		25,342,111.26	36,043,630.58

CHECK ACCOUNT

ACCOUNT BALANCE - TREAS FUND  
ACCOUNT BALANCE - PAYROLL

CHECK

8,798,450.48  
1,903,068.84

TOTAL

10,701,519.32

TDOA ACCOUNT

TDOA

ACCOUNT BALANCE - TEXPOOL  
ACCOUNT BALANCE - TEXSTAR  
ACCOUNT BALANCE - STONE  
ACCOUNT BALANCE - CERT DEPOS

11,801,077.02  
9,747,569.87  
2,009,464.37  
1,784,000.00

TOTAL

25,342,111.26

ACCOUNT NAME	BEGINNING CASH BALANCE	CASH RECEIPTS	CASH DISBURSEMENTS	ENDING CASH BALANCE
2017 001 GENERAL				
CASH - GENERAL FUND	2,959,802.71	3,433,814.62	1,297,575.67-	5,096,041.66
CASH ON HAND	1,779.00	.00	.00	1,779.00
CASH INVESTED-TEXPOOL	6,546,950.32	2,541.26	.00	6,549,491.58
CASH INVESTED - LOGIC	.00	.00	.00	.00
CASH INVESTED - TEXSTAR	5,002,438.70	1,002,204.38	.00	6,004,643.08
CASH INVESTED - STONE CASTLE	2,008,903.72	558.65	.00	2,009,464.37
T-BILLS - INVESTMENTS	.00	.00	.00	.00
CASH INVESTMENT-CD	1,750,000.00	.00	.00	1,750,000.00
FUND TOTALS	18,269,876.45	4,439,118.91	1,297,575.67-	21,411,419.69
2017 011 ROAD & BRIDGE 1				
CASH - ROAD & BRIDGE # 1	166,531.81	256,313.55	104,164.14-	318,681.22
CASH INVESTED	991,454.76	384.82	.00	991,839.58
CASH INVESTED - LOGIC	.00	.00	.00	.00
CASH INVESTED - TEXSTAR	500,243.87	204.58	.00	500,448.45
STONE CASTLE	.00	.00	.00	.00
T-BILL INVESTMENTS	.00	.00	.00	.00
FUND TOTALS	1,658,230.44	256,902.95	104,164.14-	1,810,969.25
2017 012 ROAD & BRIDGE 2				
CASH - ROAD & BRIDGE # 2	292,408.12	256,217.04	130,437.31-	418,187.85
CASH INVESTED	294,746.49	114.41	.00	294,860.90
CASH INVESTED - LOGIC	.00	.00	.00	.00
CASH INVESTED - TEXSTAR	200,097.54	81.84	.00	200,179.38
T-BILL INVESTMENTS	.00	.00	.00	.00
FUND TOTALS	787,252.15	256,413.29	130,437.31-	913,228.13
2017 013 ROAD & BRIDGE 3				
CASH - ROAD & BRIDGE # 3	157,303.56	257,758.32	101,761.41-	313,300.47
CASH INVESTED	471,187.22	182.86	.00	471,370.08
CASH INVESTED - LOGIC	.00	.00	.00	.00
CASH INVESTED - TEXSTAR	450,219.52	184.14	.00	450,403.66
T-BILL INVESTMENTS	.00	.00	.00	.00
FUND TOTALS	1,078,710.30	258,125.32	101,761.41-	1,235,074.21
2017 014 ROAD & BRIDGE 4				
CASH - ROAD & BRIDGE # 4	566,288.58	314,432.11	149,400.76-	731,319.93
CASH INVESTED - TEXPOOL	396,548.93	153.94	.00	396,702.87
CASH INVESTED - LOGIC	.00	.00	.00	.00
CASH INVESTED - TEXSTAR	350,170.71	215,177.29	.00	565,348.00
T-BILL INVESTMENTS	.00	.00	.00	.00
FUND TOTALS	1,313,008.22	529,763.34	149,400.76-	1,693,370.80
2017 018 CERTZ TIF				
CASH - CERTZ TIF	.00	.00	.00	.00
CASH INVESTED	.00	.00	.00	.00
CASH INVESTED - LOGIC	.00	.00	.00	.00
T-BILL INVESTMENT	.00	.00	.00	.00
FUND TOTALS	.00	.00	.00	.00
2017 019 FM & LATERAL				
CASH - F M & LATERAL	89,377.60	892.25	.06-	90,269.79
CASH INVESTED	416,895.57	161.83	.00	417,057.40
CASH INVESTED - LOGIC	.00	.00	.00	.00
CASH INVESTED - TEXSTAR	300,146.34	122.72	.00	300,269.06



ACCOUNT NAME	BEGINNING CASH BALANCE	CASH RECEIPTS	CASH DISBURSEMENTS	ENDING CASH BALANCE
2017 020 TJPC				
CASH - T.J.P.C.	31,216.09	24,570.21	32,964.63	22,821.67
CASH INVESTED	5,026.04	1.99	.00	5,028.03
CASH INVESTED - LOGIC	.00	.00	.00	.00
CASH INVESTED - TEXSTAR	.00	.00	.00	.00
FUND TOTALS	36,242.13	24,572.20	32,964.63	27,849.70
2017 021 JUVENILE PROB-ISP				
CASH - JUVENILE PROBATION INVESTMENTS	7,213.54	3.06	.00	7,216.60
CASH INVESTED - LOGIC	4,815.89	1.86	.00	4,817.75
CASH INVESTED - TEXSTAR	.00	.00	.00	.00
FUND TOTALS	12,029.43	4.92	.00	12,034.35
2017 022 JUVENILE PROBATION				
CASH - JUV. PROB. DIV INVESTMENTS	10,083.78	164.27	.00	10,248.05
FUND TOTALS	10,083.78	164.27	.00	10,248.05
2017 023 JUVENILE PROB. IV-E				
CASH - IV-E	7,975.86	3.38	.00	7,979.24
CASH INVESTED	6,045.94	2.34	.00	6,048.28
CASH INVESTED - LOGIC	.00	.00	.00	.00
CASH INVESTED - TEXSTAR	.00	.00	.00	.00
FUND TOTALS	14,021.80	5.72	.00	14,027.52
2017 028 ADULT PROBATION				
CASH - ADULT PROBATION	226,439.54	87,142.27	29,354.33	284,227.48
CASH ON HAND	75.00	.00	.00	75.00
CASH INVESTED - TEXPOOL	184,572.56	71.61	.00	184,644.17
CASH INVESTED - LOGIC	.00	.00	.00	.00
CASH INVESTED - TEXSTAR	.00	150,023.78	.00	150,023.78
FUND TOTALS	411,087.10	237,237.66	29,354.33	618,970.43
2017 029 COMMUNITY CORRECTIONS				
CASH - COMMUNITY CORRECTI INVESTMENTS	10,754.12	16,480.00	5,364.10	21,870.02
CASH INVESTED - LOGIC	.00	.00	.00	.00
FUND TOTALS	10,754.12	16,480.00	5,364.10	21,870.02
2017 031 CONTRACT ELECTIONS				
CASH - CONTRACT ELECTIONS	2,322.99	.98	.00	2,323.97
CASH INVESTED - TEXPOOL	.00	.00	.00	.00
CASH INVESTED - LOGIC	.00	.00	.00	.00
FUND TOTALS	2,322.99	.98	.00	2,323.97
2017 032 DISTRICT CLERK PRESERVATION				
CASH - DISTRICT CLERK PRESVATI INVESTMENTS	25,041.59	390.66	.00	25,432.25
CASH INVESTED - LOGIC	10,059.28	3.89	.00	10,063.17
CASH INVESTED - TEXSTAR	.00	.00	.00	.00
FUND TOTALS	35,100.87	394.55	.00	35,495.42
2017 033 COUNTY/DISTRICT TECHNOLOGY FUN				
CASH - COUNTY/DISTRICT TECH	4,992.80	197.91	.00	5,190.71

ACCOUNT NAME	BEGINNING CASH BALANCE	CASH RECEIPTS	CASH DISBURSEMENTS	ENDING CASH BALANCE
INVESTMENTS	3,019.27	1.23	.00	3,020.50
CASH INVESTED - LOGIC	.00	.00	.00	.00
CASH INVESTED - TEXSTAR	.00	.00	.00	.00
FUND TOTALS	8,012.07	199.14	.00	8,211.21
2017 034 COURT REPORTER				
CASH -COURT REPORTER FUND	1,439.26	567.54	583.52-	1,423.28
INVESTMENTS	42,398.72	16.46	.00	42,415.18
CASH INVESTED - LOGIC	.00	.00	.00	.00
CASH INVESTED - TEXSTAR	.00	.00	.00	.00
FUND TOTALS	43,837.98	584.00	583.52-	43,838.46
2017 035 PERMANENT IMPROVEMENT				
CASH - PERMANENT IMPROVEM	143,446.39	156,007.84	5.94-	299,448.29
CASH INVESTED	1,185,875.22	460.31	.00	1,186,335.53
CASH INVESTED - LOGIC	.00	.00	.00	.00
CASH INVESTED - TEXSTAR	1,000,487.75	100,425.03	.00	1,100,912.78
STONE CASTLE	.00	.00	.00	.00
T-BILL INVESTMENTS	.00	.00	.00	.00
FUND TOTALS	2,329,809.36	256,893.18	5.94-	2,586,696.60
2017 037 LAW ENFORCEMENT ED				
CASH - LAW ENFORCEMENT ED	4,368.20	1.85	.00	4,370.05
CASH INVESTED	10,057.23	3.89	.00	10,061.12
CASH INVESTED - LOGIC	.00	.00	.00	.00
CASH INVESTED - TEXSTAR	.00	.00	.00	.00
FUND TOTALS	14,425.43	5.74	.00	14,431.17
2017 038 JP TECH				
CASH - J P TECH FUND	13,218.72	1,142.67	1,499.63-	12,861.76
INVESTMENTS	16,904.90	6.56	.00	16,911.46
CASH INVESTED - LOGIC	.00	.00	.00	.00
CASH INVESTED - TEXSTAR	.00	.00	.00	.00
FUND TOTALS	30,123.62	1,149.23	1,499.63-	29,773.22
2017 040 LAW LIBRARY				
CASH - LAW LIBRARY	45,121.04	1,014.19	417.74-	45,717.49
CASH INVESTED	81,908.96	31.77	.00	81,940.73
CASH INVESTED - LOGIC	.00	.00	.00	.00
CASH INVESTED - TEXSTAR	.00	.00	.00	.00
FUND TOTALS	127,030.00	1,045.96	417.74-	127,658.22
2017 041 CC LIBRARY FUND				
CASH - COOKE COUNTY LIBRA	36,676.13	1,098.95	1,909.46-	35,865.62
CASH INVESTED	22,271.60	8.63	.00	22,280.23
CASH INVESTED - LOGIC	.00	.00	.00	.00
CASH INVESTED - TEXSTAR	.00	.00	.00	.00
T-BILL INVESTMENTS	.00	.00	.00	.00
FUND TOTALS	58,947.73	1,107.58	1,909.46-	58,145.85
2017 042 CC HISTORICAL COMM.				
CASH - COOKE CO. HISTORIC	4,146.97	1.75	.00	4,148.72
FUND TOTALS	4,146.97	1.75	.00	4,148.72
2017 043 JP COURTHOUSE SECURITY				
CASH - JP COURTHOUSE SECURITY	12,070.84	288.92	24.10-	12,335.66
CASH INVESTED	5,049.04	2.02	.00	5,051.06

ACCOUNT NAME	BEGINNING CASH BALANCE	CASH RECEIPTS	CASH DISBURSEMENTS	ENDING CASH BALANCE
2017 044 COURTHOUSE SECURITY				
CASH - COURTHOUSE SECURITY	91,765.17	2,007.75	.00	93,772.92
CASH INVESTED - LOGIC	157,422.54	61.09	.00	157,483.63
CASH INVESTED - TEXSTAR	.00	50,007.94	.00	50,007.94
FUND TOTALS	249,187.71	52,076.78	.00	301,264.49
2017 045 FLOOD DAMAGE				
CASH - FLOOD DAMAGE	17,742.00	.00	.00	17,742.00
CASH INVESTED - TEXPOOL	.00	.00	.00	.00
CASH INVESTED - LOGIC	.00	.00	.00	.00
FUND TOTALS	17,742.00	.00	.00	17,742.00
2017 046 CHAPTER 19				
CASH - CHAPTER 19	.00	.00	.00	.00
INVESTMENTS	.00	.00	.00	.00
FUND TOTALS	.00	.00	.00	.00
2017 047 CC RECORDS MANAGEMENT				
CASH - CC RECORDS MANAGEMENT	4,307.27	94.46	.00	4,401.73
INVESTMENTS - TEXPOOL	.00	.00	.00	.00
FUND TOTALS	4,307.27	94.46	.00	4,401.73
2017 048 COUNTY RECORDS MANAGEMENT				
CASH - RECORDS MANAGEMENT	50,816.44	1,485.29	1,045.63	51,256.10
CASH INVESTED - TEXPOOL	265,860.06	103.19	.00	265,963.25
CASH INVESTED - LOGIC	.00	.00	.00	.00
CASH INVESTED - TEXSTAR	.00	.00	.00	.00
FUND TOTALS	316,676.50	1,588.48	1,045.63	317,219.35
2017 049 CC RECORDS PRESERVATION				
CASH - RECORDS PRESERVATION	122,250.22	7,289.39	.00	129,539.61
CASH INVESTED - TEXPOOL	84,144.80	32.67	.00	84,177.47
CASH INVESTED - LOGIC	.00	.00	.00	.00
CASH INVESTED - TEXSTAR	.00	75,011.88	.00	75,011.88
FUND TOTALS	206,395.02	82,333.94	.00	288,728.96
2017 050 DIST CLERK RECORDS MANAGEMENT				
CASH - D C RECORDS MANAGEMENT	24,723.78	286.17	.00	25,009.95
CASH INVESTED	15,091.93	5.91	.00	15,097.84
CASH INVESTED - LOGIC	.00	.00	.00	.00
CASH INVESTED - TEXSTAR	.00	.00	.00	.00
FUND TOTALS	39,815.71	292.08	.00	40,107.79
2017 051 DISTRICT CLERK ARCHIVE				
DISTRICT CLERK ARCHIVE	19,803.48	273.42	.00	20,076.90
INVESTMENTS	4,024.56	1.55	.00	4,026.11
CASH INVESTED - LOGIC	.00	.00	.00	.00
CASH INVESTED - TEXSTAR	.00	.00	.00	.00
FUND TOTALS	23,828.04	274.97	.00	24,103.01
2017 052 COUNTY CLERK ARCHIVE FEE				
CASH -RECORDS ARCHIVE	62,255.74	6,844.91	7,291.40	61,809.25

ACCOUNT NAME	BEGINNING CASH BALANCE	CASH RECEIPTS	CASH DISBURSEMENTS	ENDING CASH BALANCE
INVESTMENTS	54,764.00	21.29	.00	54,785.29
CASH INVESTED - LOGIC	.00	.00	.00	.00
CASH INVESTED - TEXSTAR	.00	.00	.00	.00
FUND TOTALS	117,019.74	6,866.20	7,291.40	116,594.54
2017 053 CA CHECK COLLECTING				
CASH - CHECK COLLECTING &	2,754.93	45.00	109.10	2,690.83
CASH INVESTED	4,534.72	1.72	.00	4,536.44
CASH INVESTED - LOGIC	.00	.00	.00	.00
CASH INVESTED - TEXSTAR	.00	.00	.00	.00
FUND TOTALS	7,289.65	46.72	109.10	7,227.27
2017 054 DA CHECK COLLECTING				
CASH - DA CHECK COLLECTING	75.34	.00	.00	75.34
CASH INVESTED	.00	.00	.00	.00
FUND TOTALS	75.34	.00	.00	75.34
2017 055 CO ATTY FORFEITURE				
FUND TOTALS	.00	.00	.00	.00
2017 056 DISTRICT ATTY FORFEITURE				
CASH - D.A. FORFEITURE FU	81,494.79	33.03	10,753.20	70,774.62
CASH INVESTED - TEXPOOL	30,223.13	11.71	.00	30,234.84
CASH INVESTED - LOGIC	.00	.00	.00	.00
CASH INVESTED - TEXSTAR	.00	.00	.00	.00
FUND TOTALS	111,717.92	44.74	10,753.20	101,009.46
2017 057 D A SEIZURE FUND				
CASH - SEIZURE-LAW	51,544.88	1,720.00	758.00	52,506.88
INVESTMENTS	.00	.00	.00	.00
FUND TOTALS	51,544.88	1,720.00	758.00	52,506.88
2017 058 SHERIFF FORFEITURE				
CASH- SHERIFF FORFEITURE	12,959.02	4.75	2,200.00	10,763.77
INVESTMENTS	37,717.08	14.61	.00	37,731.69
CASH INVESTED - LOGIC	.00	.00	.00	.00
CASH INVESTED - TEXSTAR	.00	.00	.00	.00
FUND TOTALS	50,676.10	19.36	2,200.00	48,495.46
2017 059 JAIL COMMISSARY				
CASH - JAIL COMMISSARY	23,433.20	1,635.20	514.82	24,553.58
CASH INVESTED - TEXPOOL	78,396.33	30.42	.00	78,426.75
CASH INVESTED - LOGIC	.00	.00	.00	.00
CASH INVESTED - TEXSTAR	.00	.00	.00	.00
FUND TOTALS	101,829.53	1,665.62	514.82	102,980.33
2017 060 INTEREST & SINKING				
CASH - INTEREST & SINKING	.00	.00	.00	.00
CASH INVESTED	.00	.00	.00	.00
CASH INVESTED - LOGIC	.00	.00	.00	.00
T-BILL INVESTMENTS	.00	.00	.00	.00
FUND TOTALS	.00	.00	.00	.00
2017 061 2004 GO REFUNDING DEBT SERVICE				
CASH - 2004 GO REFUNDING D/S	158,613.43	161,639.46	6.15	320,246.74
CASH INVESTED	360,443.40	139.93	.00	360,583.33
CASH INVESTED - LOGIC	.00	.00	.00	.00

ACCOUNT NAME	BEGINNING CASH BALANCE	CASH RECEIPTS	CASH DISBURSEMENTS	ENDING CASH BALANCE
2017 070 BOND FUND				
CASH - CONSTRUCTION FUND	.00	.00	.00	.00
CASH INVESTED	.00	.00	.00	.00
CASH INVESTED - LOGIC	.00	.00	.00	.00
FUND TOTALS	.00	.00	.00	.00
2017 088 STATE FEES				
CASH - STATE FEES	85,229.32	43,809.91	3.17-	129,036.06
CASH INVESTED	8,087.59	3.17	.00	8,090.76
CASH INVESTED - LOGIC	.00	.00	.00	.00
CASH INVESTED - TEXSTAR	.00	.00	.00	.00
FUND TOTALS	93,316.91	43,813.08	3.17-	137,126.82
2017 090 OFFICER'S TRUST				
CASH-OFFICERS TRUST	.00	.00	.00	.00
CASH INVESTED	.00	.00	.00	.00
CASH INVESTED - LOGIC	.00	.00	.00	.00
FUND TOTALS	.00	.00	.00	.00
2017 091 LIBRARY TRUST - LIDDELL				
CASH-LIBRARY TRUST/LIDDELL	1,626.41	.68	.00	1,627.09
CD INVESTMENT	15,000.00	.00	.00	15,000.00
FUND TOTALS	16,626.41	.68	.00	16,627.09
2017 092 LIBRARY TRUST - ROSENSTEIN				
CASH-LIBRARY TRUST/ROSENSTEIN	2,103.58	50.50	.00	2,154.08
CD INVESTMENT	19,000.00	.00	.00	19,000.00
FUND TOTALS	21,103.58	50.50	.00	21,154.08
2017 098 PAYROLL CLEARING				
CASH - PAYROLL CLEARING	951,529.48	951,539.36	.00	1,903,068.84
INVESTMENTS	.00	.00	.00	.00
FUND TOTALS	951,529.48	951,539.36	.00	1,903,068.84
2017 100 CHILD ABUSE PREVENTION FUND				
CASH-CHILD ABUSE PREVENTION	275.04	2.21	.00	277.25
CASH INVESTED	.00	.00	.00	.00
FUND TOTALS	275.04	2.21	.00	277.25
2017 101 PRETRIAL DIVERSION				
CASH-PRETRIAL DIVERSION	8,854.00	.00	.00	8,854.00
CASH INVESTED	.00	.00	.00	.00
CASH INVESTED - LOGIC	.00	.00	.00	.00
FUND TOTALS	8,854.00	.00	.00	8,854.00
GRAND TOTALS	30,337,630.70	7,635,998.15	1,878,144.27-	36,045,484.58