



Patty Brennan
Cooke County Treasurer
101 S. Dixon
Gainesville, TX 76240

Telephone: 940-668-5424

Fax: 940-668-5480

Hon. Jason Brinkley
Cooke County Judge
101 S. Dixon
Gainesville, TX 76240

January 7, 2019

Dear Judge Brinkley,

In accordance with Section 2256.023 of the Local Government code, please find attached hereto my Treasurer's Quarterly Investment Report for the period of October-December, 2018 for the consideration and approval of the Cooke County Commissioners' Court.

I request that the report be placed on the agenda for the January 28, 2019 Commissioner's Court meeting.

Respectfully,

Patty Brennan
Cooke County Treasurer, CIO

COOKE COUNTY TREASURER'S INVESTMENT REPORT TOTALS
OCTOBER-DECEMBER (1ST QUARTER 2019)

Pledges

Pledged Securities for Prosperity Bank	346,769.16
Pledged Securities for Landmark Bank	10,724,122.33
TOTAL PLEDGED	<u>11,070,891.49</u>

Interest Earned

Checking account at Landmark Bank	8,743.86
CD's	6,098.07
Stone Castle FICA Account	10,482.54
Tex-Pool	53,750.36
Tex-Star	50,596.85
Logic	30,722.67
TOTAL INTEREST EARNED	<u>160,394.35</u>

Account Balances

Checking account at Landmark Bank	6,290,776.23
CD's	1,784,000.00
Stone Castle FICA Account	2,003,636.36
Tex-Pool	10,287,205.69
Tex-Star	9,859,289.06
Logic	5,013,640.20
TOTAL TREASURER'S FUND	<u>35,238,547.54</u>

**COOKE COUNTY TREASURER'S INVESTMENT REPORT
 PLEDGE SECURITY LISTING FOR OCTOBER-DECEMBER (1ST QTR 2019)**

PROSPERITY

CUSIP #	DATE	DESCRIP	FACE	MATURITY	BOOK	MARKET
3128MBNA1	OCT-2018	FHLM G12885	157,950.00	6/1/2021	2,129.59	2,158.81
3140G5S8	OCT-2018	FNMA 889257	105,405.00	4/1/2021	1,150.67	1,162.47
3128MMQX4	OCT-2018	FHLMC G18469	212158.00	6/1/2028	100,118.36	95,166.24
					103,398.62	98,487.52
		FDIC INS				250,000.00
		OCT-TOTAL				348,487.52
SAME	NOV-2018	SAME	SAME	SAME	1,971.11	1,996.38
SAME	NOV-2018	SAME	SAME	SAME	1,063.90	1,074.53
SAME	NOV-2018	SAME	SAME	SAME	98,682.39	94,199.55
					101,717.40	97,270.46
		FDIC INS				250,000.00
		NOV-TOTAL				347,270.46
SAME	DEC-2018	SAME	SAME	SAME	1,825.50	1,849.20
SAME	DEC-2018	SAME	SAME	SAME	978.77	988.76
SAME	DEC-2018	SAME	SAME	SAME	97,317.79	93,931.20
					100,122.06	96,769.16
		FDIC INS				250,000.00
		DEC-TOTAL				346,769.16

**COOKE COUNTY TREASURER'S INVESTMENT REPORT
PLEDGE SECURITY LISTING FOR OCT-DEC (1ST QTR 2019)**

LANDMARK

CUSIP #	DATE	DESCRIPTION	ORIGINAL FACE	MATURITY	BOOK VALUE	MARKET VALUE
3133EJQC6	OCT-2018	FED FARM CR BK	400,000.00,	2/25/2020	400092.79	399868.01
3130A1XJ2	OCT-2018	FED HOME LN BK	800,000.00	6/14/2024	824960.95	788,864.02
3130A5R35	OCT-2018	FED HOME LN BK	400000.00	6/13/2025	414035.07	390,064.00
3130A5R35	OCT-2018	FED HOME LN BK	100000.00	6/13/2025	102703.24	97,516.00
3133732Y7	OCT-2018	FED HOME LN BK	1000000.00	3/12/2021	1025274.03	1,014,530.03
3133X8L34	OCT-2018	FED HOME LN BK	2,000,000.00	9/9/2024	2330990.49	2,217,879.94
33133XDVS7	OCT-2018	FED HOME LN BK	700,000.00	12/11/2020	746288.16	732,395.99
31300LVH5	OCT-2018	FHLMC ARM POO#848716	200,000.00	1/1/2037	57667.40	57,236.99
3133TTX48	OCT-2018	FHLMC REMIC SER2326ZQ	300,000.00	6/15/2031	30076.10	30,013.04
3136ACLE9	OCT-2018	FNM13025BD	1,400,000.00	3/25/2033	593060.67	577,555.46
3136ACU25	OCT-2018	FNM13015DC	500,000.00	3/25/2033	221758.53	213,693.79
3136AKJK0	OCT-2018	FNRM CL041CM	1,000,000.00	6/25/2040	472725.09	461,974.18
3137B1CT7	OCT-2018	FHL4195LH	600,000.00	12/15/2031	243268.79	233,014.20
31392WB41	OCT-2018	FHL2512PG	400,000.00	10/15/2022	48143.74	47,660.20
31394H2Q3	OCT-2018	FHL2662DH	1,200,000.00	8/15/2023	430180.09	422,321.42
31395HVM9	OCT-2018	FHL2896BZ	200,000.00	11/15/2034	199773.46	190,881.36
38374F2L7	OCT-2018	GNM04024ZM	700,000.00	4/20/2034	599064.30	575,451.59
			16500000.00		8740062.90	8,450,920.22
FDIC INS						250,000.00
OCT-TOTAL						8,700,920.22
3133EJQC6	NOV-2018	FED FARM CR BK	400,000.00,	2/25/2020	400092.79	399880
3130A1XJ2	NOV-2018	FED HOME LN BK	800000.00	6/14/2024	824632.15	790,896.00
3130A5R35	NOV-2018	FED HOME LN BK	400000.00	6/13/2025	413880.27	391,724.00
3130ASR35	NOV-2018	FED HOME LN BK	100000.00	6/13/2025	102673.81	97,931.00
3133732Y7	NOV-2018	FED HOME LN BK	1000000.00	3/12/2021	1024430.98	1,015,299.99
3133X8L34	NOV-2018	FED HOME LN BK	2,000,000.00	9/9/2024	2326720.38	2,221,260.08
33133XDVS7	NOV-2018	FED HOME LN BK	700,000.00	12/11/2020	744568.07	732,088.00
31300LVH5	NOV-2018	FHLMC ARM POO#848716	200,000.00	1/1/2037	54235.14	53,751.84
3133TTX48	NOV-2018	FHLMC REMIC SER2326ZQ	300,000.00	6/15/2031	29569.61	29,414.14
3136ACLE9	NOV-2018	FNM13025BD	1,400,000.00	3/25/2033	584782.84	571,903.38
3136ACU25	NOV-2018	FNM13015DC	500,000.00	3/25/2033	218764.04	211,834.01
3136AKJK0	NOV-2018	FNRM CL041CM	1,000,000.00	6/25/2040	467981.90	459,319.97
3137B1CT7	NOV-2018	FHL4195LH	600,000.00	12/15/2031	241745.06	232,418.25
31392WB41	NOV-2018	FHL2512PG	400,000.00	10/15/2022	46479.13	46,180.63
31394H2Q3	NOV-2018	FHL2662DH	1,200,000.00	8/15/2023	415924.98	409,894.56
31395HVM9	NOV-2018	FHL2896BZ	200,000.00	11/15/2034	198644.95	191,130.01
38374F2L7	NOV-2018	GNM04024ZM	700,000.00	4/20/2034	591710.96	571,274.00
			11,500,000.00		8686837.06	8,426,199.86
FDIC INS						250,000.00
NOV-TOTAL						8,676,199.86

**COOKE COUNTY TREASURER'S INVESTMENT REPORT
 PLEDGE SECURITY LISTING FOR OCT-DEC (1ST QTR 2019)**

LANDMARK

CUSIP #	DATE	DESCRIPTION	ORIGINAL FACE	MATURITY	BOOK VALUE	MARKET VALUE
3133EJQC6	DEC-2018	FED FARM CR BK	400,000.00,	2/25/2020	400085.13	399,884.00
3133EJRS0	DEC-2018	FED FARM CR BK	2000000.00	6/15/2020	2,000,899.21	1,998,459.94
3130A1XJ2	DEC-2018	FED HOME LN BK	800000.00	6/14/2024	824271.44	804,343.99
3130A5R35	DEC-2018	FED HOME LN BK	400000.00	6/13/2025	413709.79	399,160.00
3130A5R35	DEC-2018	FED HOME LN BK	100000.00	6/13/2025	102641.05	99,790.00
3133732Y7	DEC-2018	FED HOME LN BK	1000000.00	3/12/2021	1023534.42	1,020,709.99
3133X8L34	DEC-2018	FED HOME LN BK	2,000,000.00	9/9/2024	2322164.79	2,265,919.96
33133XDVS7	DEC-2018	FED HOME LN BK	700,000.00	12/11/2020	742710.93	735,077.01
31300LVH5	DEC-2018	FHLMC ARM POO#848716	200,000.00	1/1/2037	49797.00	49,094.91
3133TTX48	DEC-2018	FHLMC REMIC SER2326ZQ	300,000.00	6/15/2031	29205.03	29,164.37
3136ACLE9	DEC-2018	FNM13025BD	1,400,000.00	3/25/2033	577474.57	571,856.46
3136ACU2S	DEC-2018	FNM13015DC	500,000.00	3/25/2033	215708.48	211,593.24
3136AKJK0	DEC-2018	FNRM CL041CM	1,000,000.00	6/25/2040	462930.71	460,584.43
3137B1CT7	DEC-2018	FHL4195LH	600,000.00	12/15/2031	237635.04	231,121.30
31392WB41	DEC-2018	FHL2512PG	400,000.00	10/15/2022	44512.47	43,666.24
31394H2Q3	DEC-2018	FHL2662DH	1,200,000.00	8/15/2023	402997.67	393,095.02
31395HVM9	DEC-2018	FHL2896BZ	200,000.00	11/15/2034	197504.49	192,746.53
38374F2L7	DEC-2018	GNM04024ZM	700,000.00	4/20/2034	582539.87	567,854.94
FDIC INS			11500000.00		10630322.09	10,474,122.33
DEC-TOTAL						250,000.00
						10,724,122.33

COOKE COUNTY
C.D. INVESTMENTS
QUARTERLY REPORT
OCTOBER-DECEMBER (1ST QTR 2019)

LANDMARK BANK

<u>C.D.#</u>	<u>PURCHASED</u>	<u>PRINCIPAL</u>	<u>MAT. DATE</u>	<u>INTEREST</u>
Gen/4170807103	May 26, 2018	500,000.00	May 26, 2019	2,300.13 @ 1.93%
Gen/4170807095	May 26, 2018	500,000.00	May 26, 2019	2,300.13 @ 1.93%
Library-Liddell 6469	Jan 17, 2017	7,500.00	Jan 17, 2019	2.79 @ .80%
Library-Liddell 6451	Jan 17, 2017	7,500.00	Jan 17, 2019	2.79 @ .80%
Library-Rosenstein 5099	Sept 12, 2017	11,000.00	Dec 12, 2020	28.80 @ 1.05%
Library-Rosenstein 5198	Dec 16, 2017	8,000.00	Mar 16, 2021	20.94 @ 1.05%

PROSPERITY BANK

<u>C.D.#</u>	<u>PURCHASE DATE</u>	<u>PRINCIPAL</u>	<u>MAT. DATE</u>	<u>INTEREST EARNED</u>
14401708	Sept 17, 2017	250,000.00	Sept 17, 2019	480.83 @ .90%

THE FIRST STATE BANK

<u>C.D.#</u>	<u>PURCHASE DATE</u>	<u>PRINCIPAL</u>	<u>MAT. DATE</u>	<u>INTEREST EARNED</u>
17445	Sept 17, 2017	250,000.00	Sept 17, 2019	480.82 @ .90%

MUENSTER STATE BANK

<u>C.D.#</u>	<u>PURCHASE DATE</u>	<u>PRINCIPAL</u>	<u>MAT. DATE</u>	<u>INTEREST EARNED</u>
2129	Sept 17, 2017	250,000.00	Sept 17, 2019	480.84 @ .90%

TOTAL INTEREST EARNED: \$6,098.07

COOKE COUNTY
QUARTERLY REPORT
OCTOBER-DECEMBER
(1ST QTR 2019)

STONE CASTLE FICA ACCOUNT

Account#:4900

Principal: \$2,000,000.00

Avg. Net APY: 2.08 %

Net Interest Earned: **\$10,482.54**

QUARTERLY INVESTMENTS-TEXPOOL
PATTY BRENNAN, COOKE COUNTY TREASURER
OCT-DEC (1ST QTR 2019)

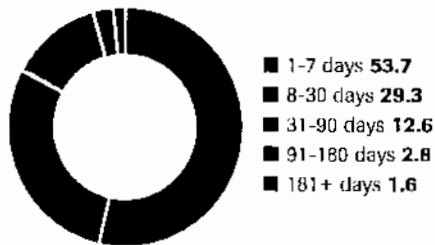
ACCT NAME	BALANCE FORWARD	DEPOSITS	WITH-DRAWALS	CURRENT INTEREST	ENDING BALANCE
GENERAL	\$ 6,119,551.83	375000.00	1,000,000.00	\$ 29,287.96	\$ 5,523,839.79
R & B -1	\$ 591,665.64	50000.00	100,000.00	\$ 2,807.78	\$ 544,473.42
R & B -2	\$ 308,515.79	50000.00	-	\$ 1,761.72	\$ 360,277.51
R & B -3	\$ 376,891.63	150000.00	75,000.00	\$ 1,881.12	\$ 453,772.75
R & B -4	\$ 574,225.16	150000.00	50,000.00	\$ 3,116.84	\$ 677,342.00
FM & L	\$ 324,371.68	0.00	-	\$ 1,811.39	\$ 326,183.07
TJPC	\$ 12,728.31	0.00	-	\$ 71.16	\$ 12,799.47
JUV-ISP	\$ 4,921.02	0.00	-	\$ 27.49	\$ 4,948.51
JUV-IVE	\$ 77.56	0.00	77.56	\$ -	\$ -
JP TECH	\$ 17,274.34	0.00	-	\$ 96.48	\$ 17,370.82
ADULT PROB	\$ 201,794.88	0.00	-	\$ 1,126.88	\$ 202,921.76
DIST CLK PRESERVATION	\$ 10,279.25	0.00	-	\$ 57.45	\$ 10,336.70
COUNTY/DIST. TECH	\$ 1,558.96	0.00	-	\$ 8.63	\$ 1,567.59
JP-CH SECURITY	\$ 5,159.39	0.00	-	\$ 28.83	\$ 5,188.22
COURT REP	\$ 43,325.08	0.00	-	\$ 241.90	\$ 43,566.98
DIST CLK RECORDS MGMT	\$ 15,422.00	0.00	-	\$ 86.13	\$ 15,508.13
PERM IMP	\$ 1,108,474.92	25000.00	-	\$ 6,209.53	\$ 1,139,684.45
CNTY ATTY CHECK COLLECT	\$ 2,626.15	0.00	-	\$ 14.68	\$ 2,640.83
LAW ENFORCEMENT ED	\$ 10,277.12	0.00	-	\$ 57.42	\$ 10,334.54
DIST CLERK ARCHIVE	\$ 4,112.29	0.00	-	\$ 22.93	\$ 4,135.22
LAW LIBRARY	\$ 83,698.67	20000.00	-	\$ 495.24	\$ 104,193.91
LIBRARY	\$ 22,758.24	5000.00	-	\$ 152.99	\$ 27,911.23
C H SECURITY	\$ 135,382.83	0.00	-	\$ 756.01	\$ 136,138.84
REC MGMT	\$ 118,791.92	0.00	100,000.00	\$ 505.88	\$ 19,297.80
REC PRESV	\$ 123.53	20000.00	-	\$ 66.37	\$ 20,189.90
ARCHIVE	\$ 55,960.78	0.00	-	\$ 312.51	\$ 56,273.29
DIST ATTY FORFEITURE	\$ 30,883.54	0.00	-	\$ 172.51	\$ 31,056.05
JAIL COMMISSARY	\$ 80,109.19	0.00	-	\$ 447.23	\$ 80,556.42
2004 GO-REFUNDING	\$ 240,616.50	90000.00	-	\$ 1,444.19	\$ 332,060.69

ACCT NAME	BALANCE FORWARD	DEPOSITS	WITH-DRAWALS	CURRENT INTEREST	ENDING BALANCE
STATE FUNDS	\$ 8,264.13	0.00	-	\$ 46.18	\$ 8,310.31
SHERIFF FORFEITURE	\$ 38,541.22	0.00	-	\$ 215.24	\$ 38,756.46
HOTEL/MOTEL TAX	\$ 75,149.34	0.00	-	\$ 419.69	\$ 75,569.03
TOTAL: TREAS FUND	\$ 10,623,532.89	\$ 935,000.00	\$ 1,325,077.56	\$ 53,750.36	\$ 10,287,205.69

YEAR - TO - DATE INTEREST	BAL FORWARD	CURRENT INT.	BALANCE
	\$ 178,292.63	\$ 52,750.36	\$ 231,042.99
AVG YEILD FOR 1st QTR		MKT VALUE PER SH.	\$ 1.00

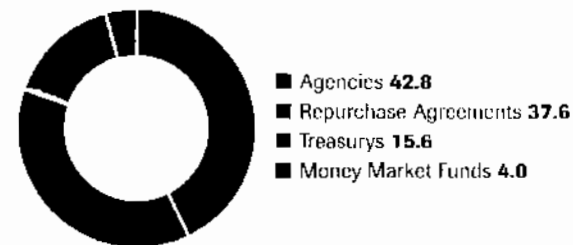
Portfolio by Maturity (%)

As of December 31, 2018



Portfolio by Type of Investment (%)

As of December 31, 2018



Portfolio Asset Summary as of December 31, 2018

	Book Value	Market Value
Uninvested Balance	\$1,110,994.83	\$1,110,994.83
Receivable for Investments Sold	0.00	0.00
Accrual of Interest Income	17,621,089.26	17,621,089.26
Interest and Management Fees Payable	-34,346,747.22	-34,346,747.22
Payable for Investments Purchased	0.00	0.00
Accrued Expenses & Taxes	-21,422.15	-21,422.15
Repurchase Agreements	7,320,515,500.00	7,320,515,500.00
Mutual Fund Investments	769,227,103.88	769,227,103.88
Government Securities	8,324,646,304.11	8,323,536,674.91
U.S. Treasury Inflation Protected Securities	454,862,699.02	454,730,949.80
US Treasury Bills	2,436,404,206.29	2,436,404,286.73
US Treasury Notes	135,748,243.79	135,763,170.59
Total	\$19,425,767,971.81	\$19,424,541,600.63

Market value of collateral supporting the Repurchase Agreements is at least 102% of the Book Value. The portfolio is managed by Federated Investment Counseling and the assets are safe kept in a separate custodial account at State Street Bank in the name of TexPool. The only source of payment to the Participants is the assets of TexPool. There is no secondary source of payment for the pool such as insurance or State guarantee. Should you require a copy of the portfolio, please contact TexPool Participant Services.

Participant Summary

	Number of Participants	Balance
School District	591	\$6,503,030,403.39
Higher Education	58	\$874,364,312.35
Healthcare	83	\$615,040,428.13
Utility District	799	\$2,565,306,972.36
City	465	\$4,828,156,045.12
County	186	\$1,839,028,474.29
Other	338	\$2,203,506,733.20

**Definition of Weighted Average Maturity and Weighted Average Life

WAM is the mean average of the periods of time remaining until the securities held in TexPool (a) are scheduled to be repaid, (b) would be repaid upon a demand by TexPool, or (c) are scheduled to have their interest rate readjusted to reflect current market rates. Securities with adjustable rates payable upon demand are treated as maturing on the earlier of the two dates set forth in (b) and (c) if their scheduled maturity is 397 days or less; and the later of the two dates set forth in (b) and (c) if their scheduled maturity is more than 397 days. The mean is weighted based on the percentage of the unamortized cost of the portfolio invested in each period.

WAL is calculated in the same manner as WAM, but is based solely on the periods of time remaining until the securities held in TexPool (a) are scheduled to be repaid or (b) would be repaid upon a demand by TexPool, without reference to when interest rates of securities within TexPool are scheduled to be readjusted.

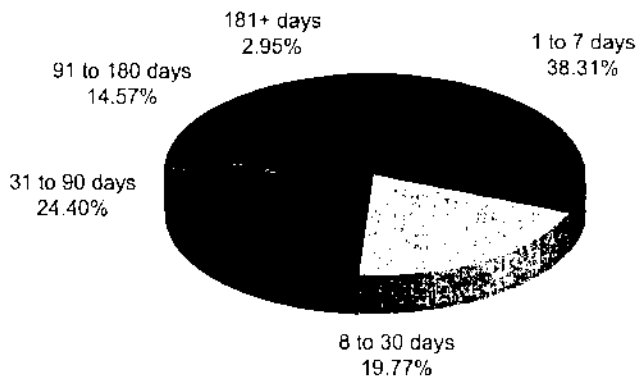
QUARTERLY INVESTMENTS-TEX-STAR
PATTY BRENNAN, COOKE COUNTY TREASURER
OCT-DEC (1ST QTR 2019)

ACCT NAME	BALANCE FORWARD	DEPOSITS	WITH-DRAWALS	CURRENT INTEREST	ENDING BALANCE
GENERAL	\$ 6,100,947.07	375,000.00	1,000,000.00	\$ 29,238.14	\$5,505,185.21
R & B -1	\$ 561,982.83	200,000.00	200,000.00	\$ 2,334.13	\$564,316.96
R & B -2	\$ 353,817.18	50,000.00	100,000.00	\$ 1,491.25	\$305,308.43
R & B -3	\$ 355,644.83	170,000.00	75,000.00	\$ 1,804.72	\$452,449.55
R & B -4	\$ 573,949.88	150,000.00	50,000.00	\$ 3,140.10	\$677,089.98
FM & L	\$ 332,085.01	0.00	0.00	\$ 1,869.01	\$333,954.02
ADULT PROB	\$ 202,268.23	0.00	0.00	\$ 1,138.42	\$203,406.65
PERMANENT IMPROVEMENT	\$ 1,108,813.03	25,000.00	0.00	\$ 6,260.07	\$1,140,073.10
LIBRARY	\$ 25,511.48	5,000.00	0.00	\$ 169.33	\$30,680.81
JP-CH SECURITY	\$ 10,234.79	0.00	0.00	\$ 57.61	\$10,292.40
COURTHOUSE SECURITY	\$ 46,015.38	20,000.00	0.00	\$ 362.11	\$66,377.49
RECORDS MANAGEMENT	\$ 25,511.48	20,000.00	0.00	\$ 246.69	\$45,758.17
RECORDS PRESERVATION	\$ 105.02	20,000.00	0.00	\$ 66.24	\$20,171.26
ARCHIVE FEES	\$ 25,515.82	0.00	0.00	\$ 143.59	\$25,659.41
2012 GO REFUNDING	\$ 230,037.49	90,000.00	0.00	\$ 1,396.09	\$321,433.58
STATE FEES	\$ 5,249.45	0.00	0.00	\$ 29.54	\$5,278.99
DIST ATTY FORFEITURE	\$ 25,411.61	0.00	0.00	\$ 143.00	\$25,554.61
SHERIFF FORFEITURE	\$ 25,411.61	0.00	0.00	\$ 143.00	\$25,554.61
JAIL COMMISSARY	\$ 25,027.68	0.00	0.00	\$ 140.83	\$25,168.51
HOTEL/MOTEL TAX	\$ 75,152.34	0.00	0.00	\$ 422.98	\$75,575.32
	<u>\$ 10,108,692.21</u>	<u>1,125,000.00</u>	<u>1,425,000.00</u>	<u>\$ 50,596.85</u>	<u>\$9,859,289.06</u>

<u>TOTAL: TREAS FUND</u>	BAL FORWARD	CURRENT INT.	BALANCE
YEAR - TO - DATE INTEREST	\$ 169,734.61	50,596.85	220,331.46
AVG INTEREST FOR 1ST QTR	2.23% MKT VALUE PER SHARE		1.00

Information at a Glance

Portfolio by Type of Investment As of November 30, 2018

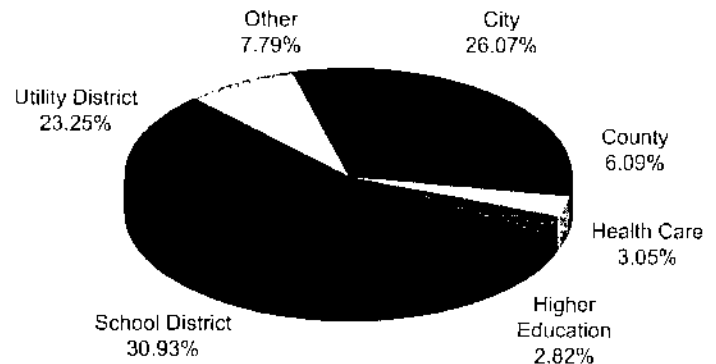


Repurchase Agreements
27.98%

Treasuries
17.27%

Agencies
54.75%

Portfolio by Maturity As of November 30, 2018



Distribution of Participants by Type As of November 30, 2018

Historical Program Information

Month	Average Rate	Book Value	Market Value	Net Asset Value	WAM (1)*	WAM (2)*	Number of Participants
Nov 18	2.2176%	\$6,683,233,268.87	\$6,682,898,473.43	0.999949	41	102	886
Oct 18	2.1615%	6,581,942,899.40	6,581,269,831.00	0.999897	41	101	884
Sep 18	1.9995%	6,458,418,968.50	6,458,002,746.78	0.999935	30	96	883
Aug 18	1.9225%	6,701,017,159.16	6,701,228,119.73	0.999971	24	91	879
Jul 18	1.8965%	6,837,425,331.68	6,837,427,966.67	1.000000	19	84	877
Jun 18	1.8300%	6,250,002,595.51	6,250,027,195.61	0.999991	26	99	874
May 18	1.7258%	6,489,773,533.02	6,489,474,005.73	0.999953	29	106	868
Apr 18	1.6304%	6,358,425,417.53	6,358,101,312.82	0.999949	18	99	861
Mar 18	1.4995%	6,461,363,510.56	6,460,804,379.93	0.999892	28	105	857
Feb 18	1.3518%	7,130,310,070.00	7,129,718,573.04	0.999917	28	97	854
Jan 18	1.2900%	7,090,345,755.93	7,090,199,741.00	0.999979	31	83	853
Dec 17	1.1762%	6,518,450,917.63	6,518,448,483.33	0.999984	36	82	853

Portfolio Asset Summary as of November 30, 2018

	Book Value	Market Value
Uninvested Balance	\$ 231.77	\$ 231.77
Accrual of Interest Income	3,236,790.14	3,236,790.14
Interest and Management Fees Payable	(12,418,307.59)	(12,418,307.59)
Payable for Investment Purchased	0.00	0.00
Repurchase Agreement	1,872,443,999.86	1,872,443,999.86
Government Securities	4,819,970,554.69	4,819,635,759.25
Total	\$ 6,683,233,268.87	\$ 6,682,898,473.43

Market value of collateral supporting the Repurchase Agreements is at least 102% of the Book Value. The portfolio is managed by J.P. Morgan Chase & Co. and the assets are safekept in a separate custodial account at the Federal Reserve Bank in the name of TexSTAR. The only source of payment to the Participants are the assets of TexSTAR. There is no secondary source of payment for the pool such as insurance or guarantee. Should you require a copy of the portfolio, please contact TexSTAR Participant Services.


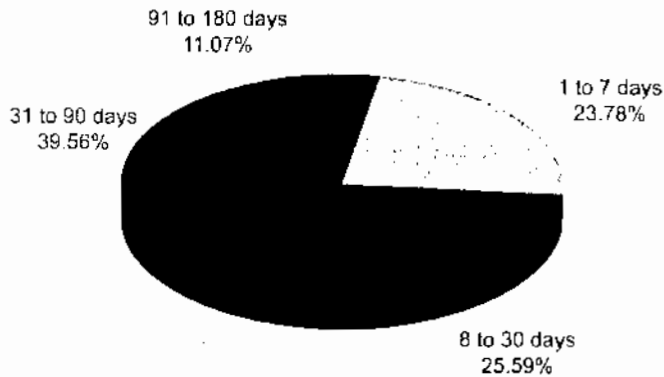
QUARTERLY INVESTMENTS-LOGIC
PATTY BRENNAN, COOKE COUNTY TREASURER
OCT-DEC (1ST QTR 2019)

ACCT NAME	BALANCE FORWARD	DEPOSITS	WITH-DRAWALS	CURRENT INTEREST	ENDING BALANCE
GENERAL	\$ 3,059,916.14		0.00	\$ 18,597.73	\$3,078,513.87
R & B -1	\$ 357,425.76		0.00	\$ 2,172.41	\$359,598.17
R & B -2	\$ 204,542.83		0.00	\$ 1,243.18	\$205,786.01
R & B -3	\$ 255,193.56		0.00	\$ 1,551.03	\$256,744.59
R & B -4	\$ 255,193.56		0.00	\$ 1,551.03	\$256,744.59
FM & L	\$ 102,271.34		0.00	\$ 621.58	\$102,892.92
ADULT PROB	\$ 153,232.37		0.00	\$ 931.35	\$154,163.72
PERMANENT IMPROVEMENT	\$ 309,970.12		0.00	\$ 1,883.91	\$311,854.03
COURTHOUSE SECURITY	\$ 51,135.76		0.00	\$ 310.78	\$51,446.54
RECORDS MANAGEMENT	\$ 153,407.10		0.00	\$ 761.92	\$154,169.02
RECORDS PRESERVATION	\$ 58.59		0.00	\$ 0.11	\$58.70
ARCHIVE FEES	\$ 25,480.49		0.00	\$ 154.82	\$25,635.31
LAW LIBRARY	\$ 25,480.49		0.00	\$ 154.82	\$25,635.31
SHERIFF FORFEITURE	\$ 25,480.49		0.00	\$ 154.82	\$25,635.31
DIST ATTY FORFEITURE	\$ 25,480.49		0.00	\$ 154.82	\$25,635.31
2012 GO REFUNDING	\$ 78,707.14		0.00	\$ 478.36	\$79,185.50
	<u>\$ 5,082,976.23</u>		<u>0.00</u>	<u>\$ 30,722.67</u>	<u>\$5,113,698.90</u>

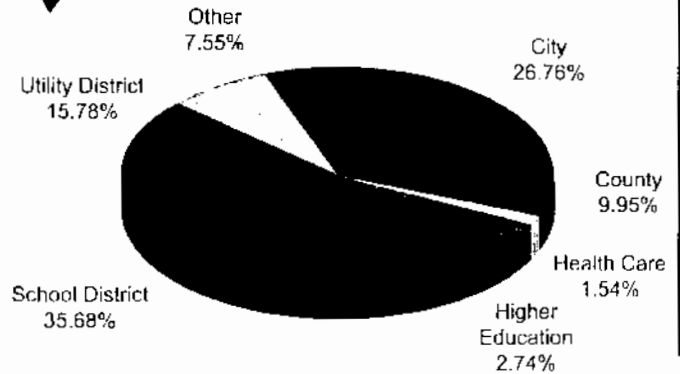
<u>TOTAL: TREAS FUND</u>	BAL FORWARD	CURRENT INT.	BALANCE
YEAR - TO - DATE INTEREST	\$ 95,575.86	30,722.67	126,298.53

AVG INTEREST FOR 1ST QTR 2.41% MKT VALUE PER SHARE 1.00

Portfolio by Type of Investment As of November 30, 2018



Portfolio by Maturity As of November 30, 2018



Distribution of Participants by Type As of November 30, 2018

Historical Program Information

Month	Average Rate	Book Value	Market Value	Net Asset Value	WAM (1)*	WAM (2)*	Number of Participants
Nov 18	2.4072%	\$6,560,982,375.72	\$6,560,576,218.42	0.999938	45	78	583
Oct 18	2.3320%	6,022,652,132.65	6,022,591,550.03	0.999989	46	87	581
Sep 18	2.2112%	6,222,015,405.64	6,222,101,273.25	1.000013	34	69	576
Aug 18	2.1843%	6,457,668,295.78	6,458,782,262.06	1.000073	34	66	574
Jul 18	2.1750%	6,693,358,601.72	6,694,255,228.51	1.000133	30	59	573
Jun 18	2.1078%	6,880,746,236.77	6,881,359,093.55	1.000058	28	64	571
May 18	2.0273%	6,972,924,126.20	6,973,895,573.35	1.000139	30	66	568
Apr 18	1.9293%	6,434,872,331.82	6,434,646,379.96	0.999964	28	66	565
Mar 18	1.7228%	6,902,175,938.22	6,900,336,026.44	0.999705	28	71	563
Feb 18	1.5898%	7,170,298,263.14	7,170,001,932.73	0.999958	29	78	563
Jan 18	1.5224%	7,365,857,458.60	7,365,850,519.17	0.999999	29	80	561
Dec 17	1.3784%	6,465,455,192.00	6,464,452,719.35	0.999820	29	76	559

Portfolio Asset Summary as of November 30, 2018

	Book Value	Market Value
Uninvested Balance	\$ (1,555.19)	\$ (1,555.19)
Accrual of Interest Income	3,223,977.77	3,223,977.77
Interest and Management Fees Payable	(13,675,374.44)	(13,675,374.44)
Payable for Investment Purchased	0.00	0.00
Receivable for Investment Sold	0.00	0.00
Repurchase Agreements	1,026,509,999.90	1,026,509,999.90
Commercial Paper	5,544,925,327.68	5,544,519,170.38
Government Securities	0.00	0.00
Total	\$ 6,560,982,375.72	\$ 6,560,576,218.42

Market value of collateral supporting the Repurchase Agreements is at least 102% of the Book Value. The portfolio is managed by J.P. Morgan Chase & Co. and the assets are safekept in a separate custodial account at the Federal Reserve Bank in the name of LOGIC. The only source of payment to the Participants are the assets of LOGIC. There is no secondary source of payment for the pool such as insurance or guarantee. Should you require a copy of the portfolio, please contact LOGIC Participant Service.