



FINANCIAL REPORTS

October 2018

In accordance with Local Government Code 114.026, this affidavit states the current cash and reports in the custody of the county treasurer as of this date of October 31, 2018.




Jason Brinkley,
Cooke County Judge




Rebecca Lawson,
Cooke County Clerk


Gary Hollowell,
Commissioner Pct. #1



Jason Snuggs,
Commissioner Pct. #2




John Klement,
Commission Pct. #3



Leon Klement,
Commissioner Pct. #4

FILED FOR RECORD

18 NOV 28 AM 11:41

CO. CLERK REBECCA LAWSON
BY  DEPUTY

AFFIDAVIT

STATE OF TEXAS

COUNTY OF COOKE


The members of the Commissioners' Court of Cooke County, Texas, state as follows:

The requirement of Subsection (C) of the Texas Local Government Code, §114.026 have been met for the term of **October 2018**. The amount of cash and other assets in the custody of the County Treasurer at the time of examination are:

Cash (includes on hand, money market accounts, and short term investments) \$ 31,793,759.85

Other Assets (long term investments) \$ 0.00

Sworn to and subscribed this 26 day of November




Jason Brinkley, Cooke County Judge

Gary Hollowell, Commissioner, Pct 1



Jason Snuggs, Commissioner, Pct 2




John Klement, Commissioner, Pct 3




Leon Klement, Commissioner, Pct 4

ATTEST:



Rebecca Lawson, County Clerk

FILED FOR RECORD
18 NOV 28 AM 11:41
CO. CLERK, REBECCA LAWSON
BY  DEPUTY



MONTHLY REPORT

OCTOBER 2018

PATTY BRENNAN

COOKE COUNTY TREASURER

PRIOR MONTH ENDING BANK STATEMENT BALANCE	\$157,809.50	
CLEARED DEPOSITS	\$1,015,571.04	3
CLEARED ADDITIONS	\$.00	
CLEARED CHECKS	\$677,108.57-	53
CLEARED DEDUCTIONS	\$351,374.24-	5

CURRENT MONTH ENDING BANK STATEMENT BALANCE \$144,897.73

CURRENT MONTH ENDING BANK STATEMENT BALANCE	\$144,897.73	
OUTSTANDING DEPOSITS	\$.00	
OUTSTANDING ADDITIONS	\$.00	
OUTSTANDING CHECKS	\$3,965.07-	6
OUTSTANDING DEDUCTIONS	\$.00	

RECONCILED BOOK BALANCE \$140,932.66

ENDING STATEMENT DATE 10/31/2018 CLERK: PB

PRIOR MONTH ENDING BANK STATEMENT BALANCE	\$3,360,353.09	
CLEARED DEPOSITS	\$4,250,452.30	254
CLEARED ADDITIONS	\$102,469.01	4
CLEARED CHECKS	\$2,755,406.14-	621
CLEARED DEDUCTIONS	\$230,676.33-	6

CURRENT MONTH ENDING BANK STATEMENT BALANCE \$4,727,191.93

CURRENT MONTH ENDING BANK STATEMENT BALANCE	\$4,727,191.93	
OUTSTANDING DEPOSITS	\$.00	
OUTSTANDING ADDITIONS	\$.00	
OUTSTANDING CHECKS	\$330,139.24-	344
OUTSTANDING DEDUCTIONS	\$.00	

RECONCILED BOOK BALANCE \$4,397,052.69

ENDING STATEMENT DATE 10/31/2018 CLERK: PB



EL CAMPO, TX

Pledge Security Listing

October 31, 2018

ID	CUSIP	Description	Safekeeping Location	Safekeeping Receipt	Coupon	Maturity Date	Call Date	Moody	S&P	Fitch	ASC 320	Face Amount	Current Par	Current Book Value	Market Value	Gain(Loss)
COOKE COUNTY																
2047	3128MBNA1	FHLMC G12885	FHLB	x	5.00	06/01/2021		AAA	AA+	AAA	HTM	157,950	2,129.59	2,129.59	2,158.81	29.23
2107	31410G5S8	FNMA 889257	FHLB	x	5.00	04/01/2021		AAA	AA+	AAA	HTM	105,405	1,150.67	1,150.67	1,162.47	11.80
3643	3128MMQX4	FHLMC G18469	FHLB		2.00	06/01/2028		AAA	AA+	AAA	HTM	212,158	99,885.94	100,118.36	95,166.24	(4,952.12)
Total for COOKE COUNTY												475,513	103,166.20	103,398.62	98,487.52	(4,911.09)

Although the information in this report has been obtained from sources believed to be reliable, its accuracy cannot be guaranteed.

10/30/2018 2:27:27 PM

Pledge Inventory Report

Landmark Bank
Columbia, MO
FROM 10/1/2018 TO 10/31/2018

Customer ID: 5961
Report Date: 11/1/2018
PAS Rep: Vance Roe
Account Rep: Bob Fitzpatrick

Cusip	Description	Maturity Date	Intent	S&P	Market Price Dt	Original Face	Book Value
Ticket	Location Code/Name	Group	Coupon	Moody	Maturity (Yr)	Par	Market Value
Pledged: J7BM - COOKE COUNTY							
3133EJQC6	FED FARM CR BK	02/25/2020	AFS	AA+	10/31/2018	400,000.00	400,092.79
1142450	FED - FEDERAL RESERVE BANK	AG2	2.09138	Aaa	1.32	400,000.00	399,868.01
3130A1XJ2	FED HOME LN BK	06/14/2024	AFS	AA+	10/31/2018	800,000.00	824,960.95
1104690	FED - FEDERAL RESERVE BANK	AGY	2.87500	Aaa	5.62	800,000.00	788,864.02
3130A5R35	FEDERAL HOME LOAN BA	06/13/2025	AFS	AA+	10/31/2018	400,000.00	414,035.07
1102932	FED - FEDERAL RESERVE BANK	AGY	2.87500	Aaa	6.62	400,000.00	390,064.00
3130A5R35	FEDERAL HOME LOAN BA	06/13/2025	AFS	AA+	10/31/2018	100,000.00	102,703.24
1104689	FED - FEDERAL RESERVE BANK	AGY	2.87500	Aaa	6.62	100,000.00	97,516.00
3133732Y7	FED HOME LN BK	03/12/2021	AFS	AA+	10/31/2018	1,000,000.00	1,025,274.03
1131459	FED - FEDERAL RESERVE BANK	AGY	3.62500	Aaa	2.36	1,000,000.00	1,014,530.03
3133X8L34	FED HOME LN BK	09/09/2024	AFS	AA+	10/31/2018	2,000,000.00	2,330,990.49
1087540	FED - FEDERAL RESERVE BANK	AGY	5.36500	Aaa	5.86	2,000,000.00	2,217,879.94
3133XDVS7	FED HOME LN BK	12/11/2020	AFS	AA+	10/31/2018	700,000.00	746,288.16
933583	FED - FEDERAL RESERVE BANK	AGY	5.25000	Aaa	2.12	700,000.00	732,395.99
31300LVH5	FHLMC ARM POOL #8487	01/01/2037	AFS		10/31/2018	200,000.00	57,667.40
851172	FED - FEDERAL RESERVE BANK	MB3	4.33100		18.18	54,199.13	57,236.99
3133TTX48	fhlmc remic ser 2326	06/15/2031	AFS		10/31/2018	300,000.00	30,076.10
783451	FED - FEDERAL RESERVE BANK	MB4	6.50000	NR	12.63	27,129.17	30,013.04
3136ACLE9	FNM13025 BD	03/25/2033	AFS		10/31/2018	1,400,000.00	593,060.67
879680	FED - FEDERAL RESERVE BANK	MB4	2.00000	Nr	14.41	606,579.04	577,555.46
3136ACU25	FNM13015 DC	03/25/2033	AFS		10/31/2018	500,000.00	221,758.53
881004	FED - FEDERAL RESERVE BANK	MB4	2.00000	Nr	14.41	226,558.90	213,693.79
3136AKJK0	FNR 2014-41 CM	06/25/2040	AFS		10/31/2018	1,000,000.00	472,725.09
916714	FED - FEDERAL RESERVE BANK	MB4	1.50000	Nr	21.67	490,597.75	461,974.18
3137B1CT7	FHL4195 LH	12/15/2031	AFS		10/31/2018	600,000.00	243,268.79
882621	FED - FEDERAL RESERVE BANK	MB4	1.50000	Nr	13.13	250,210.81	233,014.20

This report reflects information submitted to us by the customer. It is not intended to be used as the official record of safekeeping location and/or pledged holdings. This information should be provided by the customer's safekeeper.

Pledge Inventory Report

Landmark Bank
Columbia, MO
FROM 10/1/2018 TO 10/31/2018

Customer ID: 5961
Report Date: 11/1/2018
PAS Rep: Vance Roe
Account Rep: Bob Fitzpatrick

Cusip Ticket	Description Location Code/Name	Maturity Date Group	Intent Coupon	S&P Moody	Market Price Dt Maturity (Yr)	Original Face Par	Book Value Market Value
Pledged: J7BM - COOKE COUNTY							
31392WB41 719835	FHL2512 PG FED - FEDERAL RESERVE BANK	10/15/2022 MB4	AFS 5.50000	NR	10/31/2018 3.96	400,000.00 46,177.45	48,143.74 47,660.20
31394H2Q3 887207	FHL2662 DH FED - FEDERAL RESERVE BANK	08/15/2023 MB4	AFS 5.00000	NR	10/31/2018 4.79	1,200,000.00 411,216.36	430,180.09 422,321.42
31395HVM9 856892	FHL2896 BZ FED - FEDERAL RESERVE BANK	11/15/2034 MB4	AFS 5.00000	Nr	10/31/2018 16.05	200,000.00 184,944.95	199,773.46 190,881.36
38374F2L7 844136	GNM04024 ZM FED - FEDERAL RESERVE BANK	04/20/2034 MB4	AFS 5.00000	Nr	10/31/2018 15.48	700,000.00 544,101.69	599,064.30 575,451.59
17	Total Pledged: J7BM - COOKE COUNTY					11,900,000.00 8,241,715.25	8,740,062.90 8,450,920.22

This report reflects information submitted to us by the customer. It is not intended to be used as the official record of safekeeping location and/or pledged holdings. This information should be provided by the customer's safekeeper.

report

PAGE 1 10/31/18 19:56:59
HOLDINGS BAPN032N
CC3 PROD

FEDERAL RESERVE BANK PLEDGEE

DISTRB PT J1
AS OF CLOSE OF BUSINESS 10-31-2018

PLEDGEE: COOKE COUNTY
100 S. DIXON
RM. 106

J7BM INSTITUTION ID: #J7BM

GAINESVILLE TX 76240

HOLDER : 081500862 - LANDMARK BANK

RESP FRB:H1

ACCOUNT: J7BM - *COOKE COUNTY

CUSIP #

BVF

PAR

BALANCE	BOOK VALUE		BVF	PAR
3130A1XJ2	2.875 FHLB 24 RK	06-14-24	1.0000000000	
800,000.00	800,000.00			
3130A5R35	2.875 FHLB 25 TG	06-13-25	1.0000000000	
500,000.00	500,000.00			
31300LVH5	FMAR 848716 G	01-01-37	0.2709956700	
200,000.00	54,199.13			
3133EJQC6	FCFR 03LI BR 20/02	02-25-20	1.0000000000	
400,000.00	400,000.00			
3133TTX48	FGRA 2326ZQ 06/15/31	06-15-31	0.0904305800	
300,000.00	27,129.17			
3133XDVS7	5.25 FHLB 20 EK	12-11-20	1.0000000000	
700,000.00	700,000.00			
3133X8L34	5.365 FHLB 24 EE	09-09-24	1.0000000000	
2,000,000.00	2,000,000.00			
3133732Y7	3.625 FHLB 21 IR	03-12-21	1.0000000000	
1,000,000.00	1,000,000.00			
3136ACLE9	FNRM RC025BD R13F025	03-25-33	0.4332707400	
1,400,000.00	606,579.04			
3136ACU25	FNRM RC015DC R13F015	03-25-33	0.4531178000	
500,000.00	226,558.90			
3136AKJK0	FNRM CL041CM R14F041	06-25-40	0.4905977500	
1,000,000.00	490,597.75			
3137B1CT7	FGRM 4195LH 12/15/31	12-15-31	0.4170180100	
600,000.00	250,210.81			
31392WB41	FGRM 2512PG 10/15/22	10-15-22	0.1154436300	
400,000.00	46,177.45			
31394H2Q3	FGRM 2662DH 08/15/23	08-15-23	0.3426803000	
1,200,000.00	411,216.36			
31395HVM9	FGRA 2896BZ 11/15/34	11-15-34	0.9247247300	
200,000.00	184,944.95			
38374F2L7	GNRM 2004-24 ZM	04-20-34	0.7772881303	
700,000.00	544,101.69			
			SUBTOTAL:	
11,900,000.00	8,241,715.25			

report

11,900,000.00

8,241,715.25

GRAND TOTAL:

Landmark Bank, N.A.

Cooke County

As of: Wednesday, October 31, 2018

Detail Section:

<u>Account No.</u>	<u>Balance</u>	<u>Int Rate</u>	<u>Type</u>	<u>Officer</u>
28002408	\$0	0.00%	TDSV	R1B
28002416	\$0	0.00%	TDSV	R1B
28900090	\$144,898	0.00%	CK	R1B
28900287	\$4,727,192	0.70%	CK	R1B
28900325	\$14,500	0.00%	CK	R1B
28900333	\$0	0.00%	CK	R1B
28900341	\$0	0.00%	CK	R1B
28900368	\$156,205	0.70%	CK	R1B
28900376	\$262,934	0.00%	CK	R1B
28900384	\$0	0.00%	CK	R1B
28900392	\$1,392	0.00%	CK	R1B
28900406	\$39,461	0.00%	CK	R1B
28900414	\$220	0.00%	CK	R1B
28900422	\$0	0.00%	CK	R1B
28900449	\$0	0.00%	CK	R1B
28900457	\$0	0.00%	CK	R1B
28900465	\$0	0.00%	CK	R1B
28900481	\$547,821	0.00%	CK	R1B
28900511	\$1,129	0.00%	CK	R1B
28900538	\$2,026	0.00%	CK	R1B
28901259	\$3,575	0.00%	CK	ELE
28901593	\$4,550	0.00%	CK	JDH
4170003539	\$66,300	0.00%	CK	R1B
4170009684	\$0	0.00%	CK	R1B
4170009700	\$6,864	0.00%	CK	R1B
4170013934	\$0	0.00%	CK	JDH
4170023065	\$0	0.00%	CK	R1B
4170045332	\$20,177	0.00%	CK	T1G
4170049177	\$0	0.00%	CK	T1G
4170056479	\$553,689	0.00%	CK	T1G
4170056487	\$8,000	0.00%	CK	T1G
4170800744	\$0	0.00%	TDSV	JDH
4170800751	\$0	0.00%	TDSV	JDH
4170801528	\$0	0.00%	TDSV	R1B
4170801536	\$0	0.00%	TDSV	R1B
4170802286	\$0	0.00%	TDSV	JDH
4170802294	\$0	0.00%	TDSV	JDH
4170802849	\$0	0.00%	TDSV	JDH

11/5/2018 2:51:18 PM

4170802856	\$0	0.00%	TDSV	JDH
4170803896	\$0	0.00%	TDSV	R1B
4170803904	\$0	0.00%	TDSV	R1B
4170804019	\$0	0.00%	TDSV	R1B
4170804142	\$0	0.00%	TDSV	R1B
4170804159	\$0	0.00%	TDSV	R1B
4170804415	\$0	0.00%	TDSV	T1G
4170804423	\$0	0.00%	TDSV	T1G
4170804761	\$0	0.00%	TDSV	T1G
4170804779	\$0	0.00%	TDSV	T1G
4170805073	\$0	0.00%	TDSV	T1G
4170805081	\$0	0.00%	TDSV	T1G
4170805198	\$8,000	1.05%	TDSV	JDH
4170805677	\$0	0.00%	TDSV	T1G
4170805685	\$0	0.00%	TDSV	T1G
4170806451	\$7,500	0.80%	TDSV	T1G
4170806469	\$7,500	0.80%	TDSV	T1G
4170806691	\$0	0.00%	TDSV	T1G
4170806709	\$0	0.00%	TDSV	T1G
4170807095	\$500,000	1.93%	TDSV	T1G
4170807103	\$500,000	1.93%	TDSV	T1G

Collateral Section:

<u>Description / LOC No.</u>	<u>Amount</u>	<u>Maturity Date</u>
Securities - Market Value	\$8,450,920	(See add'l report)

Pledge Report Summary:

Total Deposits	\$	7,583,932
Plus Additional Coverage (per Agreement)	\$	0
Total Collateral Needed	\$	7,583,932
Collateral Pledged	\$	8,450,920
FDIC Insurance	\$	250,000
Total Collateral Provided	\$	8,700,920
Total Public Funding Excess / (Needed)	\$	1,116,988

Cooke County

Attn: Patty Brennan
101 S. Dixon Street
Gainesville, TX 76240

Depositor Statement

October 1, 2018 - October 31, 2018

Account #: 104791304900

Account at-a-Glance

Beginning Balance	2,012,326.05
+ Net Deposits	-12,326.05
+ Net Accrued Interest ²	3,355.40
Ending Balance	2,003,355.40
Days In Period ⁴	31
Average Daily Balance ⁵	2,001,192.84
Net APY This Period ⁶	1.97%
Available Balance ⁷	2,000,000.00

Depositor Information

Website: www.ficaaccount.com
Support Center: (866) 343-5516

Account Transactions

Description	Date	Amount(USD\$)
Withdrawal	2018-10-04	-12,326.05

Insured Depository Detail

Depository Bank	FDIC Cert#	Balance(USD\$)
Ameris Bank	20504	10.22
Banc of California, National Association	35498	109,191.04
BancCentral National Association	4033	213.70
Bank of China - New York Branch	33653	51,443.68
Bank of Commerce	9359	10.92
Bank of Fayette County	10308	16.99
Bank of Princeton	58513	11,898.94
Bank of Romney	845	28.11
Bank of Southern California National Associat	57044	156.70
Bank of the Ozarks	110	246,182.61
Bank3	15205	690.31
BankUnited National Association	58979	10,417.54
Bankwell Bank	57368	7,984.54
CFBank	28263	11.17
Chino Commercial Bank N.A.	35366	302.93
Community Bank of the Bay	34210	647.69
ConnectOne Bank	57919	37,416.33
Cornerstone Bank	90282	5,479.08
Country Bank	27226	145.10

Depositor Statement

October 1, 2018 - October 31, 2018

Account #: 104791304900

Cooke County

Attn: Patty Brennan
101 S. Dixon Street
Gainesville, TX 76240

Depository Bank	FDIC Cert#	Balance(USD\$)
Covenant Bank	58502	693.20
Customers Bank	34444	275.26
Dallas Capital Bank, National Association	20727	13.48
EagleBank	34742	244.19
East West Bank	31628	214.40
Entegra Bank	31445	1,075.70
Equity Bank	25858	18,436.95
Farmers & Merchants Savings Bank	10492	296.42
Farmers Trust and Savings Bank	14195	772.41
Farmers and Merchants State Bank of	1599	75.73
First Bank	12229	3,832.68
First Bank	58481	598.22
First Bank of Utica	14281	866.63
First Carolina Bank	35530	2,315.85
First Foundation Bank	58647	10.13
First National Bank	25894	201.75
First National Bank and Trust Company of Vini	4218	1,936.07
First National Bank of Michigan	58259	1,216.17
First National Bank of Pennsylvania	7888	13,812.48
First Savings Bank Northwest	29058	371.93
First State Bank	13622	15.98
First Virginia Community Bank	58696	29,166.37
First Western Trust Bank	57607	190.29
Franklin Synergy Bank	58714	30,188.19
GNB Bank	14079	12.90
Great Western Bank	15289	242,812.12
Guaranty Bank	28670	426.11
Hardin County Bank	20993	232.13
Home Savings Bank	35385	11.57
Investar Bank	58316	35,092.04
Israel Discount Bank of New York	19977	11.92
Landmark Community Bank	34982	1,191.40
Lead Bank	8283	37.05
LegacyTexas Bank	58006	20,414.65
MB Financial Bank N.A.	3628	26.69
MainStreet Bank	57742	35,478.89
Manufacturers Bank	18618	77,349.12
Merchants Bank of Indiana	8056	194,203.45
Meridian Bank	57777	88,128.20
Metropolitan National Bank	34699	270.39
Middlefield Banking Company	13716	20,673.89
Midland States Bank	1040	116,523.52
NewBank	58203	30.36
NexBank SSB	29209	145,388.72
Pacific Mercantile Bank	34940	16,087.41
Peoples Bank	9489	2,648.54
Pioneer Bank SSB	58577	14,858.32
Post Oak Bank N.A.	57729	484.28
Prairie State Bank and Trust	27362	10.86

Cooke County

Attn: Patty Brennan
101 S. Dixon Street
Gainesville, TX 76240

Depositor Statement

October 1, 2018 - October 31, 2018

Account #: 104791304900

Depository Bank	FDIC Cert#	Balance(USD\$)
Preferred Bank	33539	150,281.75
Premier Bank	34849	1,363.68
Prime Alliance Bank	57920	19.04
PrimeSouth Bank	5694	14.42
Progress Bank and Trust	58719	7,768.96
Providence Bank	1643	368.28
Provident Bank	90141	1,324.32
Reading Co-operative Bank	26620	6,277.82
Reliant Bank	58366	24.08
Relyance Bank National Association	19371	3,674.68
Royal Savings Bank	28068	1,341.54
Sandhills State Bank	13892	10.59
Sandy Spring Bank	4865	29.76
Seaside National Bank & Trust	58328	521.44
Seattle Bank	35139	1,293.48
Security Bank	4178	10.36
Security First Bank	5415	1,170.70
ServisFirst Bank	57993	32,698.67
Simmons First National Bank	3890	20,061.15
SmartBank	58463	42,070.75
Solera National Bank	58534	126.85
Southern States Bank	58558	3,100.81
State Guaranty Bank	5995	10.35
Tensas State Bank	8533	30.85
Texas Capital Bank National Association	34383	21,080.44
Texas Heritage National Bank	3161	12.86
Third Coast Bank SSB	58716	52,235.03
UniBank	58407	10.66
Union Bank & Trust	34589	233.28
United Bank	22858	92.36
Valley National Bank	9396	188.45
Vista Bank	1210	12.75
Washington Trust Company of Westerly	23623	50,191.20
West Michigan Community Bank	22308	876.03
Aggregate Net Accrued Interest ³		3,355.40

Total **2,003,355.40**

Disclosure Information

¹ The Federally Insured Cash Account ® ("FICA") is not a member of the Federal Deposit Insurance Corporation ("FDIC"), but the banks in which the money is deposited are FDIC members. The FDIC is an independent agency of the U.S. government that protects the funds depositors place in FDIC insured institutions. FDIC deposit insurance is backed by the full faith and credit of the U.S. government.

² Net Accrued Interest is the estimated amount of the accrued interest earned for the current month less any FICA Fee with respect to such interest. Net Accrued Interest cannot be withdrawn from the account until it is credited to the account. There is no guarantee that the account holder will receive the full amount as stated. Refer to the U.S. Bank Custodial Statement, provided via ficaaccount.com, for further details regarding interest earned and fees charged. Net Accrued Interest is for informational purposes only.

³ Aggregate Net Accrued Interest is the sum of the current month's Net Accrued Interest and any prior period Net Accrued Interest not yet paid.

Cooke County

Attn: Patty Brennan
101 S. Dixon Street
Gainesville, TX 76240

Depositor Statement

October 1, 2018 - October 31, 2018

Account #: 104791304900

4 Days In Period ("DIP") is the number of days in the period beginning on, and including the later of, the first day of the month or the business day an Initial deposit is received by the FICA Custodian if received on or before 3:00PM EST or the business day immediately following if received after 3:00PM EST, and ending on, and including, the last day of the month. DIP does not include any date on which the balance is zero.

5 Average Daily Balance is the sum of the beginning balance plus any deposits less any withdrawals averaged across number of days in Days In Period.

6 Net APY This Period is the annualized yield that reflects the relationship between the net Interest received plus any Net Accrued Interest and the Average Daily Balance for the statement period.

7 Available Balance reflects the amount that can be withdrawn as of the date of the statement. This balance is the Ending Balance less the Aggregate Net Accrued Interest amount.

We encourage you to compare the information provided in our statement with the U.S. Bank custody statement. You may access the U.S. Bank custody statement by calling 1-866-343-5516.

StoneCastle Cash Management, LLC is an SEC Registered Investment Advisor. StoneCastle Cash Management, LLC is an affiliate of StoneCastle Partners, LLC, a leading asset management and financial services company dedicated to investing and serving the community banking sector. Performance data shown represents past performance, and is no guarantee of future results. Rates may change without notice. Please read the Terms and Conditions relating to the FICA program for more complete information and the governing terms of the account. Review your statement for accuracy. If you have any questions regarding your account, contact a FICA representative. Registration with the SEC does not imply a particular level of skill or training.

INVESTMENTS-TEXPOOL
PATTY BRENNAN, COOKE COUNTY TREASURER
OCTOBER 2018

ACCT NAME	BALANCE FORWARD	DEPOSITS	WITH-DRAWALS	CURRENT INTEREST	ENDING BALANCE
GENERAL	\$ 6,119,551.83	\$ -	\$ 1,000,000.00	\$ 9,727.24	\$ 5,129,279.07
R & B -1	\$ 591,665.64	\$ -	\$ 100,000.00	\$ 918.44	\$ 492,584.08
R & B -2	\$ 308,515.79	\$ -	\$ -	\$ 561.74	\$ 309,077.53
R & B -3	\$ 376,891.63	\$ -	\$ 75,000.00	\$ 567.07	\$ 302,458.70
R & B -4	\$ 574,225.16	\$ -	\$ 50,000.00	\$ 966.05	\$ 525,191.21
FM & L	\$ 324,371.68	\$ -	\$ -	\$ 590.58	\$ 324,962.26
STATE FUNDS	\$ 8,264.13	\$ -	\$ -	\$ 15.05	\$ 8,279.18
TJPC	\$ 12,728.31	\$ -	\$ -	\$ 23.21	\$ 12,751.52
DIST CLK PRESERVATION	\$ 10,279.25	\$ -	\$ -	\$ 18.74	\$ 10,297.99
COUNTY/DIST TECH	\$ 1,558.96	\$ -	\$ -	\$ 2.79	\$ 1,561.75
ADULT PROB	\$ 201,794.88	\$ -	\$ -	\$ 367.44	\$ 202,162.32
JUV-ISP	\$ 4,921.02	\$ -	\$ -	\$ 8.97	\$ 4,929.99
COURT REP	\$ 43,325.08	\$ -	\$ -	\$ 78.87	\$ 43,403.95
PERM IMP	\$ 1,108,474.92	\$ -	\$ -	\$ 2,018.28	\$ 1,110,493.20
LAW ENFORCEMENT ED	\$ 10,277.12	\$ -	\$ -	\$ 18.74	\$ 10,295.86
JP-CH SECURITY	\$ 5,159.39	\$ -	\$ -	\$ 9.40	\$ 5,168.79
DIST CLK RECORDS MGMT	\$ 15,422.00	\$ -	\$ -	\$ 28.06	\$ 15,450.06
DIST CLK ARCHIVE	\$ 4,112.29	\$ -	\$ -	\$ 7.45	\$ 4,119.74
COUNTY ATTY CHECK COLLECT	\$ 2,626.15	\$ -	\$ -	\$ 4.79	\$ 2,630.94
JUV PROB-IVE	\$ 77.56	\$ -	\$ -	\$ -	\$ 77.56
LAW LIBRARY	\$ 83,698.67	\$ -	\$ -	\$ 152.41	\$ 83,851.08
JP TECH	\$ 17,274.34	\$ -	\$ -	\$ 31.45	\$ 17,305.79
C H SECURITY	\$ 135,382.83	\$ -	\$ -	\$ 246.51	\$ 135,629.34
REC MGMT	\$ 118,791.92	\$ -	\$ -	\$ 216.30	\$ 119,008.22
REC PRESV	\$ 123.53	\$ 10,000.00	\$ -	\$ 14.40	\$ 10,137.93
LIBRARY	\$ 22,758.24	\$ 5,000.00	\$ -	\$ 48.53	\$ 27,806.77
ARCHIVE	\$ 55,960.78	\$ -	\$ -	\$ 101.87	\$ 56,062.65
DIST ATTY FORFEITURE	\$ 30,883.54	\$ -	\$ -	\$ 56.24	\$ 30,939.78
SHERIFF FORFEITURE	\$ 38,541.22	\$ -	\$ -	\$ 70.19	\$ 38,611.41
JAIL COMMISSARY	\$ 80,109.19	\$ -	\$ -	\$ 145.79	\$ 80,254.98
2004 GO-REFUNDING	\$ 240,616.50	\$ -	\$ -	\$ 438.11	\$ 241,054.61
HOTEL/MOTEL TAX	\$ 75,149.34	\$ -	\$ -	\$ 136.82	\$ 75,286.16
TOTAL: TREAS FUND	\$ 10,623,532.89	\$ 15,000.00	\$ 1,225,000.00	\$ 17,591.53	\$ 9,431,124.42

YEAR - TO - DATE INTEREST	BAL FORWARD:	CURRENT INT.:	BALANCE:
	\$ -	\$ 17,591.53	\$ 17,591.53

AVG. YEILD FOR OCT 2018 2.14% MKT VALUE/ SHARI \$ 1.00

INVESTMENTS-TEX STAR
PATTY BRENNAN, COOKE COUNTY TREASURER
OCTOBER 2018

ACCT NAME	BALANCE FORWARD	DEPOSITS	WITH-DRAWALS	CURRENT INTEREST	ENDING BALANCE
GENERAL	\$ 6,100,947.07	\$ -	\$ 1,000,000.00	\$ 9,599.79	\$ 5,110,546.86
R & B -1	\$ 561,982.83	\$ -	\$ 200,000.00	\$ 711.61	\$ 362,694.44
R & B -2	\$ 353,817.18	\$ -	\$ 100,000.00	\$ 489.52	\$ 254,306.70
R & B -3	\$ 355,644.83	\$ -	\$ 75,000.00	\$ 532.87	\$ 281,177.70
R & B -4	\$ 573,949.88	\$ -	\$ 50,000.00	\$ 973.64	\$ 524,923.52
FM & L	\$ 332,085.01	\$ -	\$ -	\$ 609.64	\$ 332,694.65
ADULT PROBATION	\$ 202,268.23	\$ -	\$ -	\$ 371.33	\$ 202,639.56
PERM IMP	\$ 1,108,813.03	\$ -	\$ -	\$ 2,035.58	\$ 1,110,848.61
CC LIBRARY	\$ 25,511.48	\$ 5,000.00	\$ -	\$ 53.67	\$ 30,565.15
JP- CH SECURITY	\$ 10,234.79	\$ -	\$ -	\$ 18.79	\$ 10,253.58
COURTHOUSE SECURITY	\$ 46,015.38	\$ 20,000.00	\$ -	\$ 111.80	\$ 66,127.18
RECORDS MANAGEMENT	\$ 25,511.48	\$ 20,000.00	\$ -	\$ 74.16	\$ 45,585.64
RECORDS PRESERVATION	\$ 105.02	\$ 10,000.00	\$ -	\$ 13.88	\$ 10,118.90
ARCHIVE FEES	\$ 25,515.82	\$ -	\$ -	\$ 46.84	\$ 25,562.66
2012 GO REFUNDING	\$ 230,037.49	\$ -	\$ -	\$ 422.30	\$ 230,459.79
STATE FEES	\$ 5,249.45	\$ -	\$ -	\$ 9.63	\$ 5,259.08
DIST ATTY FORFEITURE	\$ 25,411.61	\$ -	\$ -	\$ 46.65	\$ 25,458.26
SHERIFF FORFEITURE	\$ 25,411.61	\$ -	\$ -	\$ 46.65	\$ 25,458.26
JAIL COMMISSARY	\$ 25,027.68	\$ -	\$ -	\$ 45.93	\$ 25,073.61
HOTEL/MOTEL TAX	\$ 75,152.34	\$ -	\$ -	\$ 137.98	\$ 75,290.32
TOTAL: TREAS FUND	\$ 10,108,692.21	\$ 55,000.00	\$ 1,425,000.00	\$ 16,352.26	\$ 8,755,044.47

YEAR - TO - DATE INTEREST	BAL FORWARD	CURRENT INT.	BALANCE
	\$ -	\$ 16,352.26	\$ 16,352.26

AVG. YEILD FOR OCT 2018 2.16% MKT VALUE / SHARE \$ 1.00

**INVESTMENTS-LOGIC
PATTY BRENNAN, COOKE COUNTY TREASURER
OCTOBER 2018**

ACCT NAME	BALANCE FORWARD	DEPOSITS	WITH- DRAWALS	CURRENT INTEREST	ENDING BALANCE
GENERAL	\$ 3,059,916.14	\$ -	\$ -	\$ 6,060.60	\$ 3,065,976.74
R & B -1	\$ 357,425.76	\$ -	\$ -	\$ 707.93	\$ 358,133.69
R & B -2	\$ 204,542.83	\$ -	\$ -	\$ 405.14	\$ 204,947.97
R & B -3	\$ 255,193.56	\$ -	\$ -	\$ 505.45	\$ 255,699.01
R & B -4	\$ 255,193.56	\$ -	\$ -	\$ 505.45	\$ 255,699.01
FM & L	\$ 102,271.34	\$ -	\$ -	\$ 202.56	\$ 102,473.90
ADULT PROBATION	\$ 153,232.37	\$ -	\$ -	\$ 303.51	\$ 153,535.88
PERM IMP	\$ 309,970.12	\$ -	\$ -	\$ 613.92	\$ 310,584.04
LAW LIBRARY	\$ 25,480.49	\$ -	\$ -	\$ 50.45	\$ 25,530.94
COURTHOUSE SECURITY	\$ 51,135.76	\$ -	\$ -	\$ 101.27	\$ 51,237.03
RECORDS MANAGEMENT	\$ 153,407.10	\$ -	\$ -	\$ 303.84	\$ 153,710.94
RECORDS PRESERVATION	\$ 58.59	\$ -	\$ -	\$ 0.04	\$ 58.63
ARCHIVE FEES	\$ 25,480.49	\$ -	\$ -	\$ 50.45	\$ 25,530.94
DIST ATTY FORFEITURE	\$ 25,480.49	\$ -	\$ -	\$ 50.45	\$ 25,530.94
SHERIFF FOREITURE	\$ 25,480.49	\$ -	\$ -	\$ 50.45	\$ 25,530.94
2012 GO REFUNDING	\$ 78,707.14	\$ -	\$ -	\$ 155.89	\$ 78,863.03
TOTAL: TREAS FUND	\$ 5,082,976.23	\$ -	\$ -	\$ 10,067.40	\$ 5,093,043.63

YEAR - TO - DATE INTEREST	BAL FORWARD	CURRENT INT.	BALANCE
	\$ -	\$ 10,067.40	\$ 10,067.40

AVG. YEILD FOR OCT 2018 2.33% MKT VALUE / SHAF \$ 1.00

C.D. INVESTMENTS

LANDMARK BANK

OCTOBER 2018

<u>C.D.#</u>	<u>PURCHASE DATE</u>	<u>AMOUNT</u>	<u>MAT. DATE</u>
GEN/4170807103	May 26, 2018	500,000.00	May 26, 2019
GEN/4170807095	May 26, 2018	500,000.00	May 26, 2019
Library – Liddell 6451	Jan 17, 2017	7,500.00	Jan 17, 2019
Library – Liddell 6469	Jan 17, 2017	7,500.00	Jan 17, 2019
Library _ Rosenstein 5099	Sept 12, 2017	11,000.00	Dec 12, 2020
Library – Rosenstein 5198	Dec 16, 2017	8,000.00	Mar 16, 2021

INT. EARNED MONTHLY:

2-Gen CD's @ 1.93%
2-Liddell CD's @ .80%
2-Rosenstein CD's @ 1.05%

Interest is deposited into the Treasurer's Fund. The 2 Gen CDs' interest is deposited monthly, and the 4 Library's CDs' interest is deposited quarterly.

PROSPERITY BANK

GEN/14401708	Sept 17, 2017	250,000.00	Sept 17, 2019
--------------	---------------	------------	---------------

INT. EARNED MONTHLY:

Gen CD @ .90%

Interest accrues monthly and is deposited monthly with depository bank into the Treasurer's Fund.

C.D. INVESTMENTS

THE FIRST STATE BANK

OCTOBER 2018

<u>C.D.#</u>	<u>PURCHASE DATE</u>	<u>AMOUNT</u>	<u>MAT. DATE</u>
GEN/71445	Sept 17, 2017	250,000.00	Sept 17, 2019

INT. EARNED MONTHLY:

Gen CD @ .90%

Interest accrues monthly and is deposited monthly with depository bank into the Treasurer's Fund.

MUENSTER STATE BANK

GEN/2129	Sept 17, 2017	250,000.00	Sept 17, 2019
----------	---------------	------------	---------------

INT. EARNED MONTHLY:

Gen CD @ .90%

Interest accrues monthly and is deposited monthly with depository bank into the Treasurer's Fund.

FUND NAME	CHECKING ACCOUNT	CHECKING AMOUNT	TDOA ACCOUNT	TDOA AMOUNT	FUND TOTAL
2019 001 GENERAL	TREAS FUND	2,382,201.31	TEXPOOL LOGIC TEXSTAR STONE CERT DEPOS	5,129,279.07 3,065,976.74 5,110,546.86 2,003,355.40 1,750,000.00	19,441,359.38
2019 011 ROAD & BRIDGE 1	TREAS FUND	433,258.89	TEXPOOL LOGIC TEXSTAR STONE	492,584.08 358,133.69 362,694.44	1,646,671.10
2019 012 ROAD & BRIDGE 2	TREAS FUND	294,661.65	TEXPOOL LOGIC TEXSTAR	309,077.53 204,947.97 254,306.70	1,062,993.85
2019 013 ROAD & BRIDGE 3	TREAS FUND	330,891.07	TEXPOOL LOGIC TEXSTAR	302,458.70 255,699.01 281,177.70	1,170,226.48
2019 014 ROAD & BRIDGE 4	TREAS FUND	375,802.39	TEXPOOL LOGIC TEXSTAR	525,191.21 255,699.01 524,923.52	1,681,616.13
2019 018 CERTZ TIF	TREAS FUND		TEXPOOL LOGIC		
2019 019 FM & LATERAL	TREAS FUND	14,027.46	TEXPOOL LOGIC TEXSTAR	324,962.26 102,473.90 332,694.65	774,158.27
2019 020 TJPC	TREAS FUND	27,969.94	TEXPOOL LOGIC TEXSTAR	12,751.52	40,721.46
2019 021 JUVENILE PROB-ISP	TREAS FUND	7,328.09	TEXPOOL LOGIC TEXSTAR	4,929.99	12,258.08
2019 022 JUVENILE PROBATION	TREAS FUND	14,119.95	TEXPOOL		14,119.95
2019 023 JUVENILE PROB. IV-E	TREAS FUND	21.73	TEXPOOL LOGIC TEXSTAR	77.56	99.29
2019 028 ADULT PROBATION	TREAS FUND	48,111.62	TEXPOOL LOGIC TEXSTAR	202,162.32 153,535.88 202,639.56	606,449.38
2019 029 COMMUNITY CORRECTIONS	TREAS FUND	22,574.85	TEXPOOL LOGIC		22,574.85
2019 031 CONTRACT ELECTIONS	TREAS FUND	8,268.68	TEXPOOL LOGIC		8,268.68
2019 032 DISTRICT CLERK PRESERVATION	TREAS FUND	15,450.57	TEXPOOL LOGIC	10,297.99	

FUND NAME	CHECKING ACCOUNT	CHECKING AMOUNT	TDOA ACCOUNT	TDOA AMOUNT	FUND TOTAL
			TEXSTAR		25,748.56
2019 033 COUNTY/DISTRICT TECHNOLOGY	FTREAS FUND	4,309.38	TEXPOOL LOGIC TEXSTAR	1,561.75	5,871.13
2019 034 COURT REPORTER	TREAS FUND	3,777.36	TEXPOOL LOGIC TEXSTAR	43,403.95	47,181.31
2019 035 PERMANENT IMPROVEMENT	TREAS FUND	91,828.96	TEXPOOL LOGIC TEXSTAR STONE	1,110,493.20 310,584.04 1,110,848.61	2,623,754.81
2019 037 LAW ENFORCEMENT ED	TREAS FUND	7,456.24	TEXPOOL LOGIC TEXSTAR	10,295.86	17,752.10
2019 038 JP TECH	TREAS FUND	25,804.68	TEXPOOL LOGIC TEXSTAR	17,305.79	43,110.47
2019 040 LAW LIBRARY	TREAS FUND	42,259.73	TEXPOOL LOGIC TEXSTAR	83,851.08 25,530.94	151,641.75
2019 041 CC LIBRARY FUND	TREAS FUND	10,036.96	TEXPOOL LOGIC TEXSTAR	27,806.77 30,565.15	68,408.88
2019 042 CC HISTORICAL COMM.	TREAS FUND	4,066.71			4,066.71
2019 043 JP COURTHOUSE SECURITY	TREAS FUND	6,817.95	TEXPOOL LOGIC TEXSTAR	5,168.79 10,253.58	22,240.32
2019 044 COURTHOUSE SECURITY	TREAS FUND	24,000.56	TEXPOOL LOGIC TEXSTAR	135,629.34 51,237.03 66,127.18	276,994.11
2019 045 FLOOD DAMAGE	TREAS FUND		TEXPOOL LOGIC		
2019 046 CHAPTER 19	TREAS FUND		TEXPOOL		
2019 047 CC RECORDS MANAGEMENT	TREAS FUND	2,737.68	TEXPOOL		2,737.68
2019 048 COUNTY RECORDS MANAGEMENT	TREAS FUND	17,183.52	TEXPOOL LOGIC TEXSTAR	119,008.22 153,710.94 45,585.64	335,488.32
2019 049 CC RECORDS PRESERVATION	TREAS FUND	26,920.03	TEXPOOL LOGIC TEXSTAR	10,137.93 58.63 10,118.90	47,235.49

FUND NAME	CHECKING ACCOUNT	CHECKING AMOUNT	TDOA ACCOUNT	TDOA AMOUNT	FUND TOTAL
2019 050 DIST CLERK RECORDS MANAGEMENTREAS FUND		21,234.42	TEXPOOL LOGIC TEXSTAR	15,450.06	36,684.48
2019 051 DISTRICT CLERK ARCHIVE	TREAS FUND	19,789.78	TEXPOOL LOGIC TEXSTAR	4,119.74	23,909.52
2019 052 COUNTY CLERK ARCHIVE FEE	TREAS FUND	34,341.66	TEXPOOL LOGIC TEXSTAR	56,062.65 25,530.94 25,562.66	141,497.91
2019 053 CA CHECK COLLECTING	TREAS FUND	2,042.45	TEXPOOL LOGIC TEXSTAR	2,630.94	4,673.39
2019 054 DA CHECK COLLECTING	TREAS FUND	75.34	TEXPOOL		75.34
2019 055 CO ATTY FORFEITURE					
2019 056 DISTRICT ATTY FORFEITURE	TREAS FUND	9,199.86	TEXPOOL LOGIC TEXSTAR	30,939.78 25,530.94 25,458.26	91,128.84
2019 057 D A SEIZURE FUND	TREAS FUND	48,502.21	TEXPOOL		48,502.21
2019 058 SHERIFF FORFEITURE	TREAS FUND	26,703.01	TEXPOOL LOGIC TEXSTAR	38,611.41 25,530.94 25,458.26	116,303.62
2019 059 JAIL COMMISSARY	TREAS FUND	24,185.42	TEXPOOL LOGIC TEXSTAR	80,254.98 25,073.61	129,514.01
2019 061 2004 GO REFUNDING DEBT SERVITREAS FUND	TREAS FUND	49,548.14	TEXPOOL LOGIC TEXSTAR	241,054.61 78,863.03 230,459.79	599,925.57
2019 088 STATE FEES	TREAS FUND	38,497.88	TEXPOOL LOGIC TEXSTAR	8,279.18 5,259.08	52,036.14
2019 090 OFFICER'S TRUST	TREAS FUND		TEXPOOL		
2019 091 LIBRARY TRUST - LIDDELL	TREAS FUND	1,136.82	CERT DEPOS	15,000.00	16,136.82
2019 092 LIBRARY TRUST - ROSENSTEIN	TREAS FUND	1,374.19	CERT DEPOS	19,000.00	20,374.19
2019 098 PAYROLL CLEARING	PAYROLL	592,143.88			592,143.88
2019 100 CHILD ABUSE PREVENTION FUND	TREAS FUND	321.54	TEXPOOL		321.54
2019 101 PRETRIAL DIVERSION	TREAS FUND	11,094.00	TEXPOOL		11,094.00
2019 102 HOTEL OCCUPANCY TAX FUND	TREAS FUND	54,642.43	TEXPOOL LOGIC	75,286.16	

COMBINED STATEMENT OF CASH POSITION FOR OCTOBER

FUND NAME	CHECKING ACCOUNT	CHECKING AMOUNT	TDOA ACCOUNT	TDOA AMOUNT	FUND TOTAL
			TEXSTAR	75,290.32	205,218.91
		-----		-----	-----
TOTAL		5,176,720.99		27,066,567.92	32,243,288.91

CHECK ACCOUNT	CHECK
ACCOUNT BALANCE - TREAS FUND	4,584,577.11
ACCOUNT BALANCE - PAYROLL	592,143.88
	<hr/>
TOTAL	5,176,720.99
TDOA ACCOUNT	TDOA
ACCOUNT BALANCE - TEXPOOL	9,431,124.42
ACCOUNT BALANCE - LOGIC	5,093,043.63
ACCOUNT BALANCE - TEXSTAR	8,755,044.47
ACCOUNT BALANCE - STONE	2,003,355.40
ACCOUNT BALANCE - CERT DEPOS	1,784,000.00
	<hr/>
TOTAL	27,066,567.92

ACCOUNT NAME	BEGINNING CASH BALANCE	CASH RECEIPTS	CASH DISBURSEMENTS	ENDING CASH BALANCE
2019 001 GENERAL				
CASH - GENERAL FUND	1,001,673.35	3,128,124.94	1,747,596.98-	2,382,201.31
CASH ON HAND	1,969.00	.00	.00	1,969.00
CASH INVESTED-TEXPOOL	6,119,551.83	9,727.24	1,000,000.00-	5,129,279.07
CASH INVESTED - LOGIC	3,059,916.14	6,060.60	.00	3,065,976.74
CASH INVESTED - TEXSTAR	6,100,947.07	1,009,599.79	2,000,000.00-	5,110,546.86
CASH INVESTED - STONE CASTLE	2,000,000.00	3,355.40	.00	2,003,355.40
T-BILLS - INVESTMENTS	.00	.00	.00	.00
CASH INVESTMENT-CD	1,750,000.00	.00	.00	1,750,000.00
FUND TOTALS	20,034,057.39	4,156,867.97	4,747,596.98-	19,443,328.38
2019 011 ROAD & BRIDGE 1				
CASH - ROAD & BRIDGE # 1	256,796.53	365,013.34	188,550.98-	433,258.89
CASH INVESTED	591,665.64	918.44	100,000.00-	492,584.08
CASH INVESTED - LOGIC	357,425.76	707.93	.00	358,133.69
CASH INVESTED - TEXSTAR	561,982.83	711.61	200,000.00-	362,694.44
STONE CASTLE	.00	.00	.00	.00
T-BILL INVESTMENTS	.00	.00	.00	.00
FUND TOTALS	1,767,870.76	367,351.32	488,550.98-	1,646,671.10
2019 012 ROAD & BRIDGE 2				
CASH - ROAD & BRIDGE # 2	225,333.29	165,105.91	95,777.55-	294,661.65
CASH INVESTED	308,515.79	561.74	.00	309,077.53
CASH INVESTED - LOGIC	204,542.83	405.14	.00	204,947.97
CASH INVESTED - TEXSTAR	353,817.18	489.52	100,000.00-	254,306.70
T-BILL INVESTMENTS	.00	.00	.00	.00
FUND TOTALS	1,092,209.09	166,562.31	195,777.55-	1,062,993.85
2019 013 ROAD & BRIDGE 3				
CASH - ROAD & BRIDGE # 3	217,629.95	215,678.78	102,417.66-	330,891.07
CASH INVESTED	376,891.63	567.07	75,000.00-	302,458.70
CASH INVESTED - LOGIC	255,193.56	505.45	.00	255,699.01
CASH INVESTED - TEXSTAR	355,644.83	532.87	75,000.00-	281,177.70
T-BILL INVESTMENTS	.00	.00	.00	.00
FUND TOTALS	1,205,359.97	217,284.17	252,417.66-	1,170,226.48
2019 014 ROAD & BRIDGE 4				
CASH - ROAD & BRIDGE # 4	301,096.91	206,173.12	131,467.64-	375,802.39
CASH INVESTED - TEXPOOL	574,225.16	966.05	50,000.00-	525,191.21
CASH INVESTED - LOGIC	255,193.56	505.45	.00	255,699.01
CASH INVESTED - TEXSTAR	573,949.88	973.64	50,000.00-	524,923.52
T-BILL INVESTMENTS	.00	.00	.00	.00
FUND TOTALS	1,704,465.51	208,618.26	231,467.64-	1,681,616.13
2019 018 CERTZ TIF				
CASH - CERTZ TIF	.00	.00	.00	.00
CASH INVESTED	.00	.00	.00	.00
CASH INVESTED - LOGIC	.00	.00	.00	.00
T-BILL INVESTMENT	.00	.00	.00	.00
FUND TOTALS	.00	.00	.00	.00
2019 019 FM & LATERAL				
CASH - F M & LATERAL	13,913.99	113.47	.00	14,027.46
CASH INVESTED	324,371.68	590.58	.00	324,962.26
CASH INVESTED - LOGIC	102,271.34	202.56	.00	102,473.90
CASH INVESTED - TEXSTAR	332,085.01	609.64	.00	332,694.65

ACCOUNT NAME	BEGINNING CASH BALANCE	CASH RECEIPTS	CASH DISBURSEMENTS	ENDING CASH BALANCE
T-BILL INVESTMENT	.00	.00	.00	.00
FUND TOTALS	772,642.02	1,516.25	.00	774,158.27
2019 020 TJPC				
CASH - T.J.P.C.	14,188.72-	78,794.00	36,635.34-	27,969.94
CASH INVESTED	12,728.31	23.21	.00	12,751.52
CASH INVESTED - LOGIC	.00	.00	.00	.00
CASH INVESTED - TEXSTAR	.00	.00	.00	.00
FUND TOTALS	1,460.41-	78,817.21	36,635.34-	40,721.46
2019 021 JUVENILE PROB-ISP				
CASH - JUVENILE PROBATION	7,318.08	10.01	.00	7,328.09
INVESTMENTS	4,921.02	8.97	.00	4,929.99
CASH INVESTED - LOGIC	.00	.00	.00	.00
CASH INVESTED - TEXSTAR	.00	.00	.00	.00
FUND TOTALS	12,239.10	18.98	.00	12,258.08
2019 022 JUVENILE PROBATION				
CASH - JUV. PROB. DIV	14,025.77	94.18	.00	14,119.95
INVESTMENTS	.00	.00	.00	.00
FUND TOTALS	14,025.77	94.18	.00	14,119.95
2019 023 JUVENILE PROB. IV-E				
CASH - IV-E	21.71	.02	.00	21.73
CASH INVESTED	77.56	.00	.00	77.56
CASH INVESTED - LOGIC	.00	.00	.00	.00
CASH INVESTED - TEXSTAR	.00	.00	.00	.00
FUND TOTALS	99.27	.02	.00	99.29
2019 028 ADULT PROBATION				
CASH - ADULT PROBATION	42,081.58	33,007.17	26,977.13-	48,111.62
CASH ON HAND	75.00	.00	.00	75.00
CASH INVESTED - TEXPOOL	201,794.88	367.44	.00	202,162.32
CASH INVESTED - LOGIC	153,232.37	303.51	.00	153,535.88
CASH INVESTED - TEXSTAR	202,268.23	371.33	.00	202,639.56
FUND TOTALS	599,452.06	34,049.45	26,977.13-	606,524.38
2019 029 COMMUNITY CORRECTIONS				
CASH - COMMUNITY CORRECTI	27,274.74	.00	4,699.89-	22,574.85
INVESTMENTS	.00	.00	.00	.00
CASH INVESTED - LOGIC	.00	.00	.00	.00
FUND TOTALS	27,274.74	.00	4,699.89-	22,574.85
2019 031 CONTRACT ELECTIONS				
CASH - CONTRACT ELECTIONS	8,257.39	11.29	.00	8,268.68
CASH INVESTED - TEXPOOL	.00	.00	.00	.00
CASH INVESTED - LOGIC	.00	.00	.00	.00
FUND TOTALS	8,257.39	11.29	.00	8,268.68
2019 032 DISTRICT CLERK PRESERVATION				
CASH - DISTRICT CLERK PRESVATI	16,285.21	431.32	1,265.96-	15,450.57
INVESTMENTS	10,279.25	18.74	.00	10,297.99
CASH INVESTED - LOGIC	.00	.00	.00	.00
CASH INVESTED - TEXSTAR	.00	.00	.00	.00
FUND TOTALS	26,564.46	450.06	1,265.96-	25,748.56
2019 033 COUNTY/DISTRICT TECHNOLOGY FUN				
CASH - COUNTY/DISTRICT TECH	4,058.81	250.57	.00	4,309.38

ACCOUNT NAME	BEGINNING CASH BALANCE	CASH RECEIPTS	CASH DISBURSEMENTS	ENDING CASH BALANCE
INVESTMENTS	1,558.96	2.79	.00	1,561.75
CASH INVESTED - LOGIC	.00	.00	.00	.00
CASH INVESTED - TEXSTAR	.00	.00	.00	.00
FUND TOTALS	5,617.77	253.36	.00	5,871.13
2019 034 COURT REPORTER				
CASH -COURT REPORTER FUND	3,645.15	933.89	801.68-	3,777.36
INVESTMENTS	43,325.08	78.87	.00	43,403.95
CASH INVESTED - LOGIC	.00	.00	.00	.00
CASH INVESTED - TEXSTAR	.00	.00	.00	.00
FUND TOTALS	46,970.23	1,012.76	801.68-	47,181.31
2019 035 PERMANENT IMPROVEMENT				
CASH - PERMANENT IMPROVEM	75,781.56	16,047.40	.00	91,828.96
CASH INVESTED	1,108,474.92	2,018.28	.00	1,110,493.20
CASH INVESTED - LOGIC	309,970.12	613.92	.00	310,584.04
CASH INVESTED - TEXSTAR	1,108,813.03	2,035.58	.00	1,110,848.61
STONE CASTLE	.00	.00	.00	.00
T-BILL INVESTMENTS	.00	.00	.00	.00
FUND TOTALS	2,603,039.63	20,715.18	.00	2,623,754.81
2019 037 LAW ENFORCEMENT ED				
CASH - LAW ENFORCEMENT ED	7,595.87	10.37	150.00-	7,456.24
CASH INVESTED	10,277.12	18.74	.00	10,295.86
CASH INVESTED - LOGIC	.00	.00	.00	.00
CASH INVESTED - TEXSTAR	.00	.00	.00	.00
FUND TOTALS	17,872.99	29.11	150.00-	17,752.10
2019 038 JP TECH				
CASH - J P TECH FUND	25,034.33	1,294.74	524.39-	25,804.68
INVESTMENTS	17,274.34	31.45	.00	17,305.79
CASH INVESTED - LOGIC	.00	.00	.00	.00
CASH INVESTED - TEXSTAR	.00	.00	.00	.00
FUND TOTALS	42,308.67	1,326.19	524.39-	43,110.47
2019 040 LAW LIBRARY				
CASH - LAW LIBRARY	40,908.29	1,790.07	438.63-	42,259.73
CASH INVESTED	83,698.67	152.41	.00	83,851.08
CASH INVESTED - LOGIC	25,480.49	50.45	.00	25,530.94
CASH INVESTED - TEXSTAR	.00	.00	.00	.00
FUND TOTALS	150,087.45	1,992.93	438.63-	151,641.75
2019 041 CC LIBRARY FUND				
CASH - COOKE COUNTY LIBRA	21,526.56	1,220.04	12,709.64-	10,036.96
CASH INVESTED	22,758.24	5,048.53	.00	27,806.77
CASH INVESTED - LOGIC	.00	.00	.00	.00
CASH INVESTED - TEXSTAR	25,511.48	5,053.67	.00	30,565.15
T-BILL INVESTMENTS	.00	.00	.00	.00
FUND TOTALS	69,796.28	11,322.24	12,709.64-	68,408.88
2019 042 CC HISTORICAL COMM.				
CASH - COOKE CO. HISTORIC	4,236.02	5.69	175.00-	4,066.71
FUND TOTALS	4,236.02	5.69	175.00-	4,066.71
2019 043 JP COURTHOUSE SECURITY				
CASH - JP COURTHOUSE SECURITY	6,495.89	324.06	2.00-	6,817.95
CASH INVESTED	5,159.39	9.40	.00	5,168.79

ACCOUNT NAME	BEGINNING CASH BALANCE	CASH RECEIPTS	CASH DISBURSEMENTS	ENDING CASH BALANCE
CASH INVESTED - LOGIC	.00	.00	.00	.00
CASH INVESTED - TEXSTAR	10,234.79	18.79	.00	10,253.58
FUND TOTALS	21,890.07	352.25	2.00-	22,240.32
2019 044 COURTHOUSE SECURITY				
CASH - COURTHOUSE SECURIT	41,645.16	2,361.40	20,006.00-	24,000.56
CASH INVESTED	135,382.83	246.51	.00	135,629.34
CASH INVESTED - LOGIC	51,135.76	101.27	.00	51,237.03
CASH INVESTED - TEXSTAR	46,015.38	20,111.80	.00	66,127.18
FUND TOTALS	274,179.13	22,820.98	20,006.00-	276,994.11
2019 045 FLOOD DAMAGE				
CASH - FLOOD DAMAGE	.00	.00	.00	.00
CASH INVESTED - TEXPOOL	.00	.00	.00	.00
CASH INVESTED - LOGIC	.00	.00	.00	.00
FUND TOTALS	.00	.00	.00	.00
2019 046 CHAPTER 19				
CASH - CHAPTER 19	.00	.00	.00	.00
INVESTMENTS	.00	.00	.00	.00
FUND TOTALS	.00	.00	.00	.00
2019 047 CC RECORDS MANAGEMENT				
CASH - CC RECORDS MANAGEMENT	2,638.66	99.02	.00	2,737.68
INVESTMENTS - TEXPOOL	.00	.00	.00	.00
FUND TOTALS	2,638.66	99.02	.00	2,737.68
2019 048 COUNTY RECORDS MANAGEMENT				
CASH - RECORDS MANAGEMENT	38,806.11	1,938.33	23,560.92-	17,183.52
CASH INVESTED - TEXPOOL	118,791.92	216.30	.00	119,008.22
CASH INVESTED - LOGIC	153,407.10	303.84	.00	153,710.94
CASH INVESTED - TEXSTAR	25,511.48	20,074.16	.00	45,585.64
FUND TOTALS	336,516.61	22,532.63	23,560.92-	335,488.32
2019 049 CC RECORDS PRESERVATION				
CASH - RECORDS PRESERVATI	38,828.51	8,091.52	20,000.00-	26,920.03
CASH INVESTED -TEXPOOL	123.53	10,014.40	.00	10,137.93
CASH INVESTED - LOGIC	58.59	.04	.00	58.63
CASH INVESTED - TEXSTAR	105.02	10,013.88	.00	10,118.90
FUND TOTALS	39,115.65	28,119.84	20,000.00-	47,235.49
2019 050 DIST CLERK RECORDS MANAGEMENT				
CASH - D C RECORDS MANAGEMENT	20,844.86	389.56	.00	21,234.42
CASH INVESTED	15,422.00	28.06	.00	15,450.06
CASH INVESTED - LOGIC	.00	.00	.00	.00
CASH INVESTED - TEXSTAR	.00	.00	.00	.00
FUND TOTALS	36,266.86	417.62	.00	36,684.48
2019 051 DISTRICT CLERK ARCHIVE				
DISTRICT CLERK ARCHIVE	21,634.60	343.18	2,188.00-	19,789.78
INVESTMENTS	4,112.29	7.45	.00	4,119.74
CASH INVESTED - LOGIC	.00	.00	.00	.00
CASH INVESTED - TEXSTAR	.00	.00	.00	.00
FUND TOTALS	25,746.89	350.63	2,188.00-	23,909.52
2019 052 COUNTY CLERK ARCHIVE FEE				
CASH -RECORDS ARCHIVE	33,544.87	7,416.79	6,620.00-	34,341.66

ACCOUNT NAME	BEGINNING CASH BALANCE	CASH RECEIPTS	CASH DISBURSEMENTS	ENDING CASH BALANCE
INVESTMENTS	55,960.78	101.87	.00	56,062.65
CASH INVESTED - LOGIC	25,480.49	50.45	.00	25,530.94
CASH INVESTED - TEXSTAR	25,515.82	46.84	.00	25,562.66
FUND TOTALS	140,501.96	7,615.95	6,620.00-	141,497.91
2019 053 CA CHECK COLLECTING				
CASH - CHECK COLLECTING &	2,154.20	.00	111.75-	2,042.45
CASH INVESTED	2,626.15	4.79	.00	2,630.94
CASH INVESTED - LOGIC	.00	.00	.00	.00
CASH INVESTED - TEXSTAR	.00	.00	.00	.00
FUND TOTALS	4,780.35	4.79	111.75-	4,673.39
2019 054 DA CHECK COLLECTING				
CASH - DA CHECK COLLECTING	75.34	.00	.00	75.34
CASH INVESTED	.00	.00	.00	.00
FUND TOTALS	75.34	.00	.00	75.34
2019 055 CO ATTY FORFEITURE				
FUND TOTALS	.00	.00	.00	.00
2019 056 DISTRICT ATTY FORFEITURE				
CASH - D.A. FORFEITURE FU	11,685.25	2,028.60	4,513.99-	9,199.86
CASH INVESTED - TEXPOOL	30,883.54	56.24	.00	30,939.78
CASH INVESTED - LOGIC	25,480.49	50.45	.00	25,530.94
CASH INVESTED - TEXSTAR	25,411.61	46.65	.00	25,458.26
FUND TOTALS	93,460.89	2,181.94	4,513.99-	91,128.84
2019 057 D A SEIZURE FUND				
CASH - SEIZURE-LAW	47,352.08	9,297.63	8,147.50-	48,502.21
INVESTMENTS	.00	.00	.00	.00
FUND TOTALS	47,352.08	9,297.63	8,147.50-	48,502.21
2019 058 SHERIFF FORFEITURE				
CASH- SHERIFF FORFEITURE	21,782.83	8,589.45	3,669.27-	26,703.01
INVESTMENTS	38,541.22	70.19	.00	38,611.41
CASH INVESTED - LOGIC	25,480.49	50.45	.00	25,530.94
CASH INVESTED - TEXSTAR	25,411.61	46.65	.00	25,458.26
FUND TOTALS	111,216.15	8,756.74	3,669.27-	116,303.62
2019 059 JAIL COMMISSARY				
CASH - JAIL COMMISSARY	22,781.47	1,775.73	371.78-	24,185.42
CASH INVESTED - TEXPOOL	80,109.19	145.79	.00	80,254.98
CASH INVESTED - LOGIC	.00	.00	.00	.00
CASH INVESTED - TEXSTAR	25,027.68	45.93	.00	25,073.61
FUND TOTALS	127,918.34	1,967.45	371.78-	129,514.01
2019 061 2004 GO REFUNDING DEBT SERVICE				
CASH - 2004 GO REFUNDING D/S	32,407.10	17,141.04	.00	49,548.14
CASH INVESTED	240,616.50	438.11	.00	241,054.61
CASH INVESTED - LOGIC	78,707.14	155.89	.00	78,863.03
CASH INVESTED - TEXSTAR	230,037.49	422.30	.00	230,459.79
T-BILL INVESTMENTS	.00	.00	.00	.00
FUND TOTALS	581,768.23	18,157.34	.00	599,925.57
2019 088 STATE FEES				
CASH - STATE FEES	166,723.92	52,112.85	180,338.89-	38,497.88
CASH INVESTED	8,264.13	15.05	.00	8,279.18

ACCOUNT NAME	BEGINNING CASH BALANCE	CASH RECEIPTS	CASH DISBURSEMENTS	ENDING CASH BALANCE
CASH INVESTED - LOGIC	.00	.00	.00	.00
CASH INVESTED - TEXSTAR	5,249.45	9.63	.00	5,259.08
FUND TOTALS	180,237.50	52,137.53	180,338.89-	52,036.14
2019 090 OFFICER'S TRUST				
CASH-OFFICERS TRUST	.00	.00	.00	.00
CASH INVESTED	.00	.00	.00	.00
CASH INVESTED - LOGIC	.00	.00	.00	.00
FUND TOTALS	.00	.00	.00	.00
2019 091 LIBRARY TRUST - LIDDELL				
CASH-LIBRARY TRUST/LIDDELL	1,105.07	31.75	.00	1,136.82
CD INVESTMENT	15,000.00	.00	.00	15,000.00
FUND TOTALS	16,105.07	31.75	.00	16,136.82
2019 092 LIBRARY TRUST - ROSENSTEIN				
CASH-LIBRARY TRUST/ROSENSTEIN	1,372.37	1.82	.00	1,374.19
CD INVESTMENT	19,000.00	.00	.00	19,000.00
FUND TOTALS	20,372.37	1.82	.00	20,374.19
2019 098 PAYROLL CLEARING				
CASH - PAYROLL CLEARING	.00	1,015,571.04	423,427.16-	592,143.88
INVESTMENTS	.00	.00	.00	.00
FUND TOTALS	.00	1,015,571.04	423,427.16-	592,143.88
2019 100 CHILD ABUSE PREVENTION FUND				
CASH-CHILD ABUSE PREVENTION	317.78	3.76	.00	321.54
CASH INVESTED	.00	.00	.00	.00
FUND TOTALS	317.78	3.76	.00	321.54
2019 101 PRETRIAL DIVERSION				
CASH-PRETRIAL DIVERSION	11,094.00	.00	.00	11,094.00
CASH INVESTED	.00	.00	.00	.00
CASH INVESTED - LOGIC	.00	.00	.00	.00
FUND TOTALS	11,094.00	.00	.00	11,094.00
2019 102 HOTEL OCCUPANCY TAX FUND				
CASH - HOTEL OCCUPANCY TAX	33,193.87	21,448.56	.00	54,642.43
CASH INVESTED - TEXPOOL	75,149.34	136.82	.00	75,286.16
CASH INVESTED - LOGIC	.00	.00	.00	.00
CASH INVESTED - TEXSTAR	75,152.34	137.98	.00	75,290.32
FUND TOTALS	183,495.55	21,723.36	.00	205,218.91
GRAND TOTALS	32,458,035.64	6,480,443.00	6,693,145.73-	32,245,332.91