


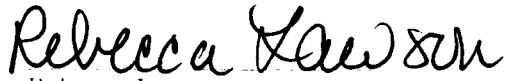
FINANCIAL REPORTS

June 2018

In accordance with Local Government Code 114.026, this affidavit states the current cash and reports in the custody of the county treasurer as of this date of July 31, 2018.



Jason Brinkley,  
Cooke County Judge



Rebecca Lawson,  
Cooke County Clerk



Guy Hollowell,  
Commissioner Pct. #1

\_\_\_\_\_  
B. C. Lemons,  
Commissioner Pct. #2



John Klement,  
Commission Pct. #3



Leon Klement,  
Commissioner Pct. #4

FILED FOR RECORD  
18 AUG 27 PM 1:28  
REBECCA LAWSON  
COUNTY CLERK, COOKE CO. TX  
BY RL DEPUTY

AFFIDAVIT

STATE OF TEXAS

COUNTY OF COOKE

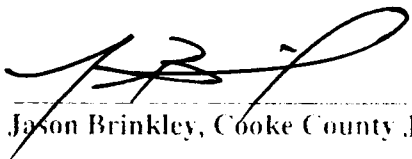
The members of the Commissioners' Court of Cooke County, Texas, state as follows:

The requirement of Subsection (C) of the Texas Local Government Code, §114.026 have been met for the term of July 2018. The amount of cash and other assets in the custody of the County Treasurer at the time of examination are:

Cash (includes on hand, money market accounts, and short term investments) \$ 35,401,887.04

Other Assets (long term investments) \$ 0.00

Sworn to and subscribed this 27 day of August 2018



Jason Brinkley, Cooke County Judge




Gary Hollowell, Commissioner, Pct 1

B. C. Lemons, Commissioner, Pct 2



John Klement, Commissioner, Pct 3



Leon Klement, Commissioner, Pct 4

ATTEST:



Rebecca Lawson, County Clerk

FILED FOR RECORD  
18 AUG 27 PM 1:28  
REBECCA LAWSON  
COUNTY CLERK, COOKE CO. TX  
BY Re DEPUTY



**MONTHLY REPORT**

**JULY 2018**

**PATTY BRENNAN**

**COOKE COUNTY TREASURER**

TOTALS

PRIOR MONTH ENDING BANK STATEMENT BALANCE \$138,231.53 3  
 CLEARED DEPOSITS \$957,745.49  
 CLEARED ADDITIONS \$ .00  
 CLEARED CHECKS \$44,464.71- 47  
 CLEARED DEDUCTIONS \$912,557.88- 6

CURRENT MONTH ENDING BANK STATEMENT BALANCE \$138,954.43

CURRENT MONTH ENDING BANK STATEMENT BALANCE \$138,954.43  
 OUTSTANDING DEPOSITS \$ .00  
 OUTSTANDING ADDITIONS \$ .00  
 OUTSTANDING CHECKS \$6,203.19- 6  
 OUTSTANDING DEDUCTIONS \$ .00

RECONCILED BOOK BALANCE \$132,751.24

ENDING STATEMENT DATE 07/31/2018 CLERK: PB

DATE

08/09/2018

BANK RECONCILIATION FOR TREAS FUND  
TOTALS

BNK010 PAGE 26

PRIOR MONTH ENDING BANK STATEMENT BALANCE

CLEARED DEPOSITS	\$4,699,962.78	221
CLEARED ADDITIONS	\$1,376,937.38	5
CLEARED CHECKS	\$95,136.31	538
CLEARED DEDUCTIONS	\$2,216,220.58-	4
	\$155,621.43-	

CURRENT MONTH ENDING BANK STATEMENT BALANCE \$3,800,194.46

CURRENT MONTH ENDING BANK STATEMENT BALANCE

OUTSTANDING DEPOSITS	\$3,800,194.46	
OUTSTANDING ADDITIONS	\$ .00	
OUTSTANDING CHECKS	\$468,164.62-	515
OUTSTANDING DEDUCTIONS	\$ .00	

RECONCILED BOOK BALANCE \$3,332,029.84

ENDING STATEMENT DATE 07/31/2018

CLERK: PB



PROSPERITY BANK

EL CAMPO, TX

Pledge Security Listing

July 31, 2018

ID	CUSIP	Description	Safekeeping Location	Safekeeping Receipt	Coupon	Maturity Date	Call Date	Moody	S&P	Fitch	ASC 320	Face Amount	Current Par	Current Book Value	Market Value	Gain(Loss)
2047	3128MBNA1	FHLMC G12885	FHLB	X	5.00	06/01/2021		AAA	AA+	AAA	HTM	157,950	2,656.82	2,656.82	2,704.36	47.54
2107	31410GSS8	FNMA 889257	FHLB	X	5.00	04/01/2021		AAA	AA+	AAA	HTM	105,405	1,472.34	1,472.34	1,497.52	25.18
3643	3128MMQX4	FHLMC G18469	FHLB		2.00	06/01/2028		AAA	AA+	AAA	HTM	212,158	104,213.40	104,464.78	100,214.15	(4,250.62)
<b>Total for COOKE COUNTY</b>												<b>475,513</b>	<b>108,342.56</b>	<b>108,593.94</b>	<b>104,416.03</b>	<b>(4,177.90)</b>

COOKE COUNTY

Although the information in this report has been obtained from sources believed to be reliable, its accuracy cannot be guaranteed.

report

PAGE 1 07/31/18 19:37:18  
HOLDINGS BAPN032N  
CC3 PROD

FEDERAL RESERVE BANK PLEDGEE

DISTRB PT J1  
AS OF CLOSE OF BUSINESS 07-31-2018

PLEDGE: COOKE COUNTY J7BM INSTITUTION ID: #J7BM  
100 S. DIXON  
RM. 106

GAINESVILLE TX 76240

HOLDER : 081500862 - LANDMARK BANK

RESP FRB:H1

ACCOUNT: J7BM - \*COOKE COUNTY

CUSIP #

BVF

PAR

BALANCE	BOOK VALUE		
3130A1XJ2	2.875 FHLB 24 RK	06-14-24	1.0000000000
800,000.00	800,000.00		
3130A5R35	2.875 FHLB 25 TG	06-13-25	1.0000000000
500,000.00	500,000.00		
31300LVH5	FMAR 848716 G	01-01-37	0.2881291100
200,000.00	57,625.82		
3133TTX48	FGRA 2326ZQ 06/15/31	06-15-31	0.0952121800
300,000.00	28,563.65		
3133XDVS7	5.25 FHLB 20 EK	12-11-20	1.0000000000
700,000.00	700,000.00		
3133X8L34	5.365 FHLB 24 EE	09-09-24	1.0000000000
2,000,000.00	2,000,000.00		
3133732Y7	3.625 FHLB 21 IR	03-12-21	1.0000000000
1,000,000.00	1,000,000.00		
3136ACLE9	FNRM RC025BD R13F025	03-25-33	0.4493757000
1,400,000.00	629,125.98		
3136ACU25	FNRM RC015DC R13F015	03-25-33	0.4740969600
500,000.00	237,048.48		
3136AKJK0	FNRM CL041CM R14F041	06-25-40	0.5170858400
1,000,000.00	517,085.84		
3137B1CT7	FGRM 4195LH 12/15/31	12-15-31	0.4417488800
600,000.00	265,049.33		
31392WB41	FGRM 2512PG 10/15/22	10-15-22	0.1279088700
400,000.00	51,163.55		
31394H2Q3	FGRM 2662DH 08/15/23	08-15-23	0.3789111300
1,200,000.00	454,693.36		
31395HVM9	FGRA 2896BZ 11/15/34	11-15-34	0.9549878100
200,000.00	190,997.56		
38374F2L7	GNRM 2004-24 ZM	04-20-34	0.8154647743
700,000.00	570,825.34		
			SUBTOTAL:
11,500,000.00	8,002,178.91		
			GRAND TOTAL:
11,500,000.00	8,002,178.91		

Landmark Bank, N.A.  
 Cooke County  
 As of: Tuesday, July 31, 2018

Detail Section:

<u>Account No.</u>	<u>Balance</u>	<u>Int Rate</u>	<u>Type</u>	<u>Officer</u>
28002408	\$0	0.00%	TDSV	R1B
28002416	\$0	0.00%	TDSV	R1B
28900090	\$138,954	0.00%	CK	R1B
28900287	\$3,800,194	0.70%	CK	R1B
28900325	\$29,000	0.00%	CK	R1B
28900333	\$0	0.00%	CK	R1B
28900341	\$0	0.00%	CK	R1B
28900368	\$134,971	0.70%	CK	R1B
28900376	\$117,042	0.00%	CK	R1B
28900384	\$5,624	0.00%	CK	R1B
28900392	\$3,096	0.00%	CK	R1B
28900406	\$109,862	0.00%	CK	R1B
28900414	\$2,850	0.00%	CK	R1B
28900422	\$0	0.00%	CK	R1B
28900449	\$0	0.00%	CK	R1B
28900457	\$0	0.00%	CK	R1B
28900465	\$0	0.00%	CK	R1B
28900481	\$106,321	0.00%	CK	R1B
28900511	\$3,696	0.00%	CK	R1B
28900538	\$2,026	0.00%	CK	R1B
28901259	\$3,663	0.00%	CK	ELE
28901593	\$0	0.00%	CK	JDH
4170003539	\$58,500	0.00%	CK	R1B
4170009684	\$0	0.00%	CK	R1B
4170009700	\$5,796	0.00%	CK	R1B
4170013934	\$0	0.00%	CK	JDH
4170023065	\$0	0.00%	CK	R1B
4170045332	\$19,471	0.00%	CK	T1G
4170049177	\$0	0.00%	CK	T1G
4170056479	\$561,405	0.00%	CK	T1G
4170056487	\$5,500	0.00%	CK	T1G
4170800744	\$0	0.00%	TDSV	JDH
4170800751	\$0	0.00%	TDSV	JDH
4170801528	\$0	0.00%	TDSV	R1B
4170801536	\$0	0.00%	TDSV	R1B
4170802286	\$0	0.00%	TDSV	JDH
4170802294	\$0	0.00%	TDSV	JDH
4170802849	\$0	0.00%	TDSV	JDH



4170802856	\$0	0.00%	TDSV	JDH
4170803896	\$0	0.00%	TDSV	R1B
4170803904	\$0	0.00%	TDSV	R1B
4170804019	\$0	0.00%	TDSV	R1B
4170804142	\$0	0.00%	TDSV	R1B
4170804159	\$0	0.00%	TDSV	R1B
4170804415	\$0	0.00%	TDSV	T1G
4170804423	\$0	0.00%	TDSV	T1G
4170804761	\$0	0.00%	TDSV	T1G
4170804779	\$0	0.00%	TDSV	T1G
4170805073	\$0	0.00%	TDSV	T1G
4170805081	\$0	0.00%	TDSV	T1G
4170805198	\$8,000	1.05%	TDSV	JDH
4170805677	\$0	0.00%	TDSV	T1G
4170805685	\$0	0.00%	TDSV	T1G
4170806451	\$7,500	0.80%	TDSV	T1G
4170806469	\$7,500	0.80%	TDSV	T1G
4170806691	\$0	0.00%	TDSV	T1G
4170806709	\$0	0.00%	TDSV	T1G
4170807095	\$500,000	1.93%	TDSV	T1G
4170807103	\$500,000	1.93%	TDSV	T1G

*Collateral Section:*

<u>Description / LOC No.</u>	<u>Amount</u>	<u>Maturity Date</u>
Securities - Market Value	\$8,279,626	(See add'l report)

*Pledge Report Summary:*

Total Deposits	\$	6,130,972
Plus Additional Coverage (per Agreement)	\$	0
Total Collateral Needed	\$	6,130,972
Collateral Pledged	\$	8,279,626
FDIC Insurance	\$	250,000
Total Collateral Provided	\$	8,529,626
Total Public Funding Excess / (Needed)	\$	2,398,655

# Pledge Inventory Report

Landmark Bank  
Columbia, MO  
FROM 7/1/2018 TO 7/31/2018

Customer ID: 5961  
Report Date: 8/1/2018  
PAS Rep: Vance Roe  
Account Rep: Bob Fitzpatrick

Cusip	Description	Maturity Date	Intent	S&P	Market Price Dt	Original Face	Book Value
Ticket	Location Code/Name	Group	Coupon	Moody	Maturity (Yr)	Par	Market Value
Pledged: J7BM - COOKE COUNTY							
3130A1XJ2	FED HOME LN BK	06/14/2024	AFS	AA+	7/31/2018	800,000.00	825,998.99
1104690	FED - FEDERAL RESERVE BANK	AGY	2.87500	Aaa	5.88	800,000.00	791,607.97
3130A5R35	FEDERAL HOME LOAN BA	06/13/2025	AFS	AA+	7/31/2018	400,000.00	414,524.52
1102932	FED - FEDERAL RESERVE BANK	AGY	2.87500	Aaa	6.87	400,000.00	392,511.99
3130A5R35	FEDERAL HOME LOAN BA	06/13/2025	AFS	AA+	7/31/2018	100,000.00	102,797.06
1104689	FED - FEDERAL RESERVE BANK	AGY	2.87500	Aaa	6.87	100,000.00	98,128.00
3133732Y7	FED HOME LN BK	03/12/2021	AFS	AA+	7/31/2018	1,000,000.00	1,027,865.39
1131459	FED - FEDERAL RESERVE BANK	AGY	3.62500	Aaa	2.62	1,000,000.00	1,019,710.01
3133X8L34	FED HOME LN BK	09/09/2024	AFS	AA+	7/31/2018	2,000,000.00	2,344,163.44
1087540	FED - FEDERAL RESERVE BANK	AGY	5.36500	Aaa	6.12	2,000,000.00	2,258,000.04
3133XDVS7	FED HOME LN BK	12/11/2020	AFS	AA+	7/31/2018	700,000.00	751,639.21
933583	FED - FEDERAL RESERVE BANK	AGY	5.25000	Aaa	2.37	700,000.00	738,556.02
31300LVH5	FHLMC ARM POOL #8487	01/01/2037	AFS		7/31/2018	200,000.00	61,352.94
851172	FED - FEDERAL RESERVE BANK	MB3	3.61300		18.44	57,625.82	60,967.54
3133TTX48	fhlmc remic ser 2326	06/15/2031	AFS		7/31/2018	300,000.00	31,742.58
783451	FED - FEDERAL RESERVE BANK	MB4	6.50000	NIR	12.88	28,563.65	31,822.39
3136ACLE9	FNM13025 BD	03/25/2033	AFS		7/31/2018	1,400,000.00	614,761.38
879680	FED - FEDERAL RESERVE BANK	MB4	2.00000	Nr	14.66	629,125.98	601,392.21
3136ACU25	FNM13015 DC	03/25/2033	AFS		7/31/2018	500,000.00	231,951.83
881004	FED - FEDERAL RESERVE BANK	MB4	2.00000	Nr	14.66	237,048.48	224,499.84
3136AKJK0	FNR 2014-41 CM	06/25/2040	AFS		7/31/2018	1,000,000.00	497,652.72
916714	FED - FEDERAL RESERVE BANK	MB4	1.50000	Nr	21.92	517,085.84	488,889.29
3137B1CT7	FHL4195 LH	12/15/2031	AFS		7/31/2018	600,000.00	257,391.00
882621	FED - FEDERAL RESERVE BANK	MB4	1.50000	Nr	13.38	265,049.33	247,303.69
31392WB41	FHL2512 PG	10/15/2022	AFS		7/31/2018	400,000.00	53,471.57
719835	FED - FEDERAL RESERVE BANK	MB4	5.50000	Nr	4.21	51,163.55	53,000.13

This report reflects information submitted to us by the customer. It is not intended to be used as the official record of safekeeping location and/or pledged holdings. This information should be provided by the customer's safekeeper.

# Pledge Inventory Report

Landmark Bank  
Columbia, MO  
FROM 7/1/2018 TO 7/31/2018

Customer ID: 5961  
Report Date: 8/1/2018  
PAS Rep: Vance Roe  
Account Rep: Bob Fitzpatrick

Cusip	Description	Maturity Date	Intent	S&P	Market Price Dt	Original Face	Book Value
Ticket	Location Code/Name	Group	Coupon	Moody	Maturity (Yr)	Par	Market Value
Pledged: J7BM - COOKE COUNTY							
31394H2Q3	FHL2662 DH	08/15/2023	AFS	NR	7/31/2018	1,200,000.00	476,438.26
887207	FED - FEDERAL RESERVE BANK	MB4	5.00000	NR	5.04	454,693.36	468,567.25
31395HVW9	FHL2896 BZ	11/15/2034	AFS	Nr	7/31/2018	200,000.00	206,628.33
856892	FED - FEDERAL RESERVE BANK	MB4	5.00000	Nr	16.30	190,997.56	198,103.59
38374F2L7	GNNM04024 ZM	04/20/2034	AFS	Nr	7/31/2018	700,000.00	629,076.17
844136	FED - FEDERAL RESERVE BANK	MB4	5.00000	Nr	15.73	570,825.34	606,566.47
16	Total Pledged: J7BM - COOKE COUNTY					11,500,000.00	8,527,455.39
						8,002,178.91	8,279,626.43

This report reflects information submitted to us by the customer. It is not intended to be used as the official record of safekeeping location and/or pledged holdings. This information should be provided by the customer's safekeeper.

## Cooke County

Attn: Patty Brennan  
101 S. Dixon Street  
Gainesville, TX 76240

## Depositor Statement

July 1, 2018 - July 31, 2018

Account #: 104791304900

## Account at-a-Glance

Beginning Balance	2,015,251.98
+ Net Deposits	-12,533.67
+ Net Accrued Interest <sup>2</sup>	3,233.09
Ending Balance	2,005,951.40
Days In Period <sup>4</sup>	31
Average Daily Balance <sup>5</sup>	2,003,526.93
Net APY This Period <sup>6</sup>	1.90%
Available Balance <sup>7</sup>	2,002,718.31

## Depositor Information

Website: [www.ficaaccount.com](http://www.ficaaccount.com)

Support Center: (866) 343-5516

## Account Transactions

Description	Date	Amount(USD\$)
Withdrawal	2018-07-03	-12,533.67

## Insured Depository Detail

Depository Bank	FDIC Cert#	Balance(USD\$)
Banc of California, National Association	35498	122,866.64
Bank of China - New York Branch	33653	45,426.99
Bank of the Ozarks	110	242,793.77
BankUnited National Association	58979	1,009.76
Chemical Bank	1003	87,738.49
Covenant Bank	58502	2,167.24
Customers Bank	34444	66,454.39
First Virginia Community Bank	58696	12,101.63
Franklin Synergy Bank	58714	21,784.04
Great Western Bank	15289	243,454.23
Investar Bank	58316	20,558.19
Manufacturers Bank	18618	103,493.44
Merchants Bank of Indiana	8056	243,298.01
Midland States Bank	1040	85,449.48
NexBank SSB	29209	140,939.43
Pioneer Bank SSB	58577	8,577.53
Post Oak Bank N.A.	57729	11,420.99
Preferred Bank	33539	145,374.96
Progress Bank and Trust	58719	8,268.66

**Cooke County**

Attn: Patty Brennan  
101 S. Dixon Street  
Gainesville, TX 76240

**Depositor Statement**

**July 1, 2018 - July 31, 2018**

**Account #: 104791304900**

<b>Depository Bank</b>	<b>FDIC Cert#</b>	<b>Balance(USD\$)</b>
ServisFirst Bank	57993	31,039.41
SmartBank	58463	111,619.01
Southern States Bank	58558	2,984.67
Texas Capital Bank National Association	34383	3,641.12
Third Coast Bank SSB	58716	25,518.22
Union First Market Bank	34589	1,349.10
Univest Bank and Trust Co.	7759	17,896.67
Valley National Bank	9396	35,152.56
Washington Trust Company of Westerly	23623	19,175.73
WashingtonFirst Bank	57696	141,163.95
Aggregate Net Accrued Interest <sup>3</sup>		3,233.09

Total 2,005,951.40

**Disclosure Information**

1. The Federally Insured Cash Account ® ("FICA") is not a member of the Federal Deposit Insurance Corporation ("FDIC"), but the banks in which the money is deposited are FDIC members. The FDIC is an independent agency of the U.S. government that protects the funds depositors place in FDIC insured institutions. FDIC deposit insurance is backed by the full faith and credit of the U.S. government.
2. Net Accrued Interest is the estimated amount of the accrued interest earned for the current month less any FICA Fee with respect to such interest. Net Accrued Interest cannot be withdrawn from the account until it is credited to the account. There is no guarantee that the account holder will receive the full amount as stated. Refer to the U.S. Bank Custodial Statement, provided via [ficcaccount.com](http://ficcaccount.com), for further details regarding interest earned and fees charged. Net Accrued Interest is for informational purposes only.
3. Aggregate Net Accrued Interest is the sum of the current month's Net Accrued Interest and any prior period Net Accrued Interest not yet paid.
4. Days In Period ("DIP") is the number of days in the period beginning on, and including the later of, the first day of the month or the business day an initial deposit is received by the FICA Custodian if received on or before 2:30PM EST or the business day immediately following if received after 2:30PM EST, and ending on, and including, the last day of the month. DIP does not include any date on which the balance is zero.
5. Average Daily Balance is the sum of the beginning balance plus any deposits less any withdrawals averaged across number of days in Days In Period.
6. Net APY This Period is the annualized yield that reflects the relationship between the net interest received plus any Net Accrued Interest and the Average Daily Balance for the statement period.
7. Available Balance reflects the amount that can be withdrawn as of the date of the statement. This balance is the Ending Balance less the Aggregate Net Accrued Interest amount.

We encourage you to compare the information provided in our statement with the U.S. Bank custody statement. You may access the U.S. Bank custody statement by calling 1-866-343-5516.

StoneCastle Cash Management, LLC is an SEC Registered Investment Advisor. StoneCastle Cash Management, LLC is an affiliate of StoneCastle Partners, LLC, a leading asset management and financial services company dedicated to investing and serving the community banking sector. Performance data shown represents past performance, and is no guarantee of future results. Rates may change without notice. Please read the Terms and Conditions relating to the FICA program for more complete information and the governing terms of the account. Review your statement for accuracy. If you have any questions regarding your account, contact a FICA representative. Registration with the SEC does not imply a particular level of skill or training.

INVESTMENTS-TEX STAR  
 PATTY BRENNAN, COOKE COUNTY TREASURER  
 JULY 2018

ACCT NAME	BALANCE FORWARD	DEPOSITS	WITH-DRAWALS	CURRENT INTEREST	ENDING BALANCE
GENERAL	\$ 7,068,999.52	\$ -	\$ -	\$ 11,385.52	\$ 7,080,385.04
R & B -1	\$ 758,591.49	\$ -	\$ -	\$ 1,221.81	\$ 759,813.30
R & B -2	\$ 352,093.86	\$ -	\$ -	\$ 567.08	\$ 352,660.94
R & B -3	\$ 503,355.43	\$ -	\$ -	\$ 810.72	\$ 504,166.15
R & B -4	\$ 596,098.55	\$ -	\$ -	\$ 960.11	\$ 597,058.66
FM & L	\$ 330,467.54	\$ -	\$ -	\$ 532.26	\$ 330,999.80
ADULT PROBATION	\$ 201,283.05	\$ -	\$ -	\$ 324.17	\$ 201,607.22
PERM IMP	\$ 1,003,709.32	\$ -	\$ -	\$ 1,616.61	\$ 1,005,325.93
CC LIBRARY	\$ 25,387.25	\$ -	\$ -	\$ 40.88	\$ 25,428.13
JP- CH SECURITY	\$ 10,184.93	\$ -	\$ -	\$ 16.38	\$ 10,201.31
COURTHOUSE SECURITY	\$ 45,791.24	\$ -	\$ -	\$ 73.76	\$ 45,865.00
RECORDS MANAGEMENT	\$ 25,387.25	\$ -	\$ -	\$ 40.88	\$ 25,428.13
RECORDS PRESERVATION	\$ 104.24	\$ -	\$ -	\$ 0.26	\$ 104.50
ARCHIVE FEES	\$ 25,391.59	\$ -	\$ -	\$ 40.88	\$ 25,432.47
2012 GO REFUNDING	\$ 253,861.23	\$ -	\$ -	\$ 408.89	\$ 254,270.12
STATE FEES	\$ 5,223.91	\$ -	\$ -	\$ 8.39	\$ 5,232.30
DIST ATTY FORFEITURE	\$ 25,287.87	\$ -	\$ -	\$ 40.73	\$ 25,328.60
SHERIFF FORFEITURE	\$ 25,287.87	\$ -	\$ -	\$ 40.73	\$ 25,328.60
TOTAL: TREAS FUND	<u>\$ 11,256,506.14</u>	<u>\$ -</u>	<u>\$ -</u>	<u>\$ 18,130.06</u>	<u>\$ 11,274,636.20</u>

YEAR - TO - DATE INTEREST BAL FORWARD \$ 117,548.54 CURRENT INT. \$ 18,130.06 BALANCE \$ 135,678.60

AVG. YIELD FOR JULY 2018 1.90% MKT VALUE PER SHARE \$ 1.00

INVESTMENTS-LOGIC  
 PATTY BRENNAN, COOKE COUNTY TREASURER  
 JULY 2018

ACCT NAME	BALANCE FORWARD	DEPOSITS	WITH-DRAWALS	CURRENT INTEREST	ENDING BALANCE
GENERAL	\$ 3,043,088.78	\$ -	\$ -	\$ 5,621.19	\$ 3,048,709.97
R & B -1	\$ 355,460.17	\$ -	\$ -	\$ 656.60	\$ 356,116.77
R & B -2	\$ 203,417.98	\$ -	\$ -	\$ 375.76	\$ 203,793.74
R & B -3	\$ 253,790.13	\$ -	\$ -	\$ 468.82	\$ 254,258.95
R & B -4	\$ 253,790.13	\$ -	\$ -	\$ 468.82	\$ 254,258.95
FM & L	\$ 101,708.94	\$ -	\$ -	\$ 187.86	\$ 101,896.80
ADULT PROBATION	\$ 152,389.69	\$ -	\$ -	\$ 281.50	\$ 152,671.19
PERM IMP	\$ 308,265.49	\$ -	\$ -	\$ 569.41	\$ 308,834.90
LAW LIBRARY	\$ 25,340.35	\$ -	\$ -	\$ 46.82	\$ 25,387.17
COURTHOUSE SECURITY	\$ 50,854.58	\$ -	\$ -	\$ 93.93	\$ 50,948.51
RECORDS MANAGEMENT	\$ 152,563.48	\$ -	\$ -	\$ 281.81	\$ 152,845.29
RECORDS PRESERVATION	\$ 58.45	\$ -	\$ -	\$ 0.05	\$ 58.50
ARCHIVE FEES	\$ 25,340.35	\$ -	\$ -	\$ 46.82	\$ 25,387.17
DIST ATTY FORFEITURE	\$ 25,340.35	\$ -	\$ -	\$ 46.82	\$ 25,387.17
SHERIFF FOREITURE	\$ 25,340.35	\$ -	\$ -	\$ 46.82	\$ 25,387.17
2012 GO REFUNDING	\$ 78,274.25	\$ -	\$ -	\$ 144.61	\$ 78,418.86
TOTAL: TREAS FUND	<u>\$ 5,055,023.47</u>	<u>\$ -</u>	<u>\$ -</u>	<u>\$ 9,337.64</u>	<u>\$ 5,064,361.11</u>
YEAR - TO - DATE INTEREST	BAL FORWARD	CURRENT INT.	BALANCE		
	\$ 57,623.10	\$ 9,337.64	\$ 66,960.74		
AVG. YEILD FOR JULY 2018	2.18%	MKT VALUE PER SHARE	\$ 1.00		

INVESTMENTS-TEXPOOL  
 PATTY BRENNAN, COOKE COUNTY TREASURER  
 JULY 2018

ACCT NAME	BALANCE		DEPOSITS	WITH-		CURRENT INTEREST	ENDING BALANCE
	FORWARD			DRAWALS			
GENERAL	\$ 7,087,583.25	\$ -	\$ -	\$ -	\$ 11,374.66	\$ 7,098,957.91	
R & B -1	\$ 773,608.48	\$ -	\$ -	\$ 185,000.00	\$ 1,126.52	\$ 589,735.00	
R & B -2	\$ 366,957.56	\$ -	\$ -	\$ 60,000.00	\$ 551.58	\$ 307,509.14	
R & B -3	\$ 494,942.05	\$ -	\$ -	\$ 120,000.00	\$ 719.73	\$ 375,661.78	
R & B -4	\$ 596,378.68	\$ -	\$ -	\$ -	\$ 957.10	\$ 597,335.78	
FM & L	\$ 322,795.18	\$ -	\$ -	\$ -	\$ 518.04	\$ 323,313.22	
STATE FUNDS	\$ 8,224.00	\$ -	\$ -	\$ -	\$ 13.18	\$ 8,237.18	
TIPC	\$ 12,666.51	\$ -	\$ -	\$ -	\$ 20.30	\$ 12,686.81	
DIST CLK PRESERVATION	\$ 10,229.23	\$ -	\$ -	\$ -	\$ 16.45	\$ 10,245.68	
COUNTY/DIST TECH	\$ 1,551.52	\$ -	\$ -	\$ -	\$ 2.48	\$ 1,554.00	
ADULT PROB	\$ 200,814.14	\$ -	\$ -	\$ -	\$ 322.27	\$ 201,136.41	
JUV-ISP	\$ 4,897.18	\$ -	\$ -	\$ -	\$ 7.78	\$ 4,904.96	
COURT REP	\$ 43,114.51	\$ -	\$ -	\$ -	\$ 69.25	\$ 43,183.76	
PERM IMP	\$ 1,003,383.82	\$ -	\$ -	\$ -	\$ 1,610.31	\$ 1,004,994.13	
LAW ENFORCEMENT ED	\$ 10,227.11	\$ -	\$ -	\$ -	\$ 16.45	\$ 10,243.56	
JP-CH SECURITY	\$ 5,134.25	\$ -	\$ -	\$ -	\$ 8.28	\$ 5,142.53	
DIST CLK RECORDS MGMT	\$ 15,346.95	\$ -	\$ -	\$ -	\$ 24.64	\$ 15,371.59	
DIST CLK ARCHIVE	\$ 4,092.37	\$ -	\$ -	\$ -	\$ 6.53	\$ 4,098.90	
COUNTY ATTY CHECK COLLECT	\$ 4,611.36	\$ -	\$ -	\$ 2,000.00	\$ 6.20	\$ 2,617.56	
JUV PROB-IVE	\$ 1,076.42	\$ -	\$ -	\$ 1,000.00	\$ 1.14	\$ 77.56	
LAW LIBRARY	\$ 83,291.92	\$ -	\$ -	\$ -	\$ 133.66	\$ 83,425.58	
JP TECH	\$ 17,190.37	\$ -	\$ -	\$ -	\$ 27.60	\$ 17,217.97	
C H SECURITY	\$ 134,724.88	\$ -	\$ -	\$ -	\$ 216.21	\$ 134,941.09	
REC MGMT	\$ 118,214.58	\$ -	\$ -	\$ -	\$ 189.70	\$ 118,404.28	
REC PRESV	\$ 122.61	\$ -	\$ -	\$ -	\$ 0.31	\$ 122.92	
LIBRARY	\$ 22,647.65	\$ -	\$ -	\$ -	\$ 36.34	\$ 22,683.99	
ARCHIVE	\$ 55,688.78	\$ -	\$ -	\$ -	\$ 89.41	\$ 55,778.19	
DIST ATTY FORFEITURE	\$ 30,733.48	\$ -	\$ -	\$ -	\$ 49.31	\$ 30,782.79	
SHERIFF FORFEITURE	\$ 38,353.91	\$ -	\$ -	\$ -	\$ 61.55	\$ 38,415.46	



**INVESTMENTS-TEXPOOL**  
**PATTY BRENNAN, COOKE COUNTY TREASURER**  
**JULY 2018**

ACCT NAME	BALANCE FORWARD	DEPOSITS	WITH-DRAWALS	CURRENT INTEREST	ENDING BALANCE
JAIL COMMISSARY	\$ 79,719.87	\$ -	\$ -	\$ 127.94	\$ 79,847.81
2004 GO-REFUNDING	\$ 264,391.42	\$ -	\$ -	\$ 424.33	\$ 264,815.75
<b>TOTAL: TREAS FUND</b>	<u>\$ 11,812,714.04</u>	<u>\$ -</u>	<u>\$ 368,000.00</u>	<u>\$ 18,729.25</u>	<u>\$ 11,463,443.29</u>
<b>YEAR - TO - DATE INTEREST</b>	<b>BAL FORWARD</b>	<b>CURRENT INT.</b>	<b>BALANCE</b>		
	\$ 106,933.83	\$ 17,689.29	\$ 124,623.12		
<b>AVG. YEILD FOR JULY 2018</b>	<b>1.89%</b>	<b>MKT VALUE PER SHARE</b>	<b>\$ 1.00</b>		

FUND NAME	CHECKING ACCOUNT	CHECKING AMOUNT	TDOA ACCOUNT	TDOA AMOUNT	FUND TOTAL
2018 001 GENERAL	TREAS FUND	841,461.18	TEXPOOL LOGIC TEXSTAR STONE CERT DEPOS	7,098,957.91 3,048,709.97 7,080,385.04 2,005,951.40 1,750,000.00	21,825,465.50
2018 011 ROAD & BRIDGE 1	TREAS FUND	407,087.17	TEXPOOL LOGIC TEXSTAR STONE	589,735.00 356,116.77 759,813.30	2,112,752.24
2018 012 ROAD & BRIDGE 2	TREAS FUND	382,034.90	TEXPOOL LOGIC TEXSTAR	307,509.14 203,793.74 352,660.94	1,245,998.72
2018 013 ROAD & BRIDGE 3	TREAS FUND	397,701.92	TEXPOOL LOGIC TEXSTAR	375,661.78 254,258.95 504,166.15	1,531,788.80
2018 014 ROAD & BRIDGE 4	TREAS FUND	392,950.28	TEXPOOL LOGIC TEXSTAR	597,335.78 254,258.95 597,058.66	1,841,603.67
2018 018 CERTZ TIF	TREAS FUND		TEXPOOL LOGIC		
2018 019 FM & LATERAL	TREAS FUND	12,308.96	TEXPOOL LOGIC TEXSTAR	323,313.22 101,896.80 330,999.80	768,518.78
2018 020 TJPB	TREAS FUND	41,597.92	TEXPOOL LOGIC TEXSTAR	12,686.81	54,284.73
2018 021 JUVENILE PROB-ISP	TREAS FUND	7,306.70	TEXPOOL LOGIC TEXSTAR	4,904.96	12,211.66
2018 022 JUVENILE PROBATION	TREAS FUND	13,644.32	TEXPOOL LOGIC		13,644.32
2018 023 JUVENILE PROB. IV-E	TREAS FUND	21.69	TEXPOOL LOGIC TEXSTAR	77.56	99.25
2018 028 ADULT PROBATION	TREAS FUND	56,883.79	TEXPOOL LOGIC TEXSTAR	201,136.41 152,671.19 201,607.22	612,298.61
2018 029 COMMUNITY CORRECTIONS	TREAS FUND	15,245.89	TEXPOOL LOGIC		15,245.89
2018 031 CONTRACT ELECTIONS	TREAS FUND	4,549.04	TEXPOOL LOGIC		4,549.04
2018 032 DISTRICT CLERK PRESERVATION	TREAS FUND	18,179.84	TEXPOOL LOGIC	10,245.68	

FUND NAME	CHECKING ACCOUNT	CHECKING AMOUNT	TDOA ACCOUNT	TDOA AMOUNT	FUND TOTAL
2018 033 COUNTY/DISTRICT TECHNOLOGY	TREAS FUND	3,565.99	TEXPOOL LOGIC TEXSTAR	1,554.00	28,425.52
2018 034 COURT REPORTER	TREAS FUND	3,290.92	TEXPOOL LOGIC TEXSTAR	43,183.76	5,119.99
2018 035 PERMANENT IMPROVEMENT	TREAS FUND	288,026.43	TEXPOOL LOGIC TEXSTAR STONE	1,004,994.13 308,834.90 1,005,325.93	46,474.68
2018 037 LAW ENFORCEMENT ED	TREAS FUND	9,713.20	TEXPOOL LOGIC TEXSTAR	10,243.56	2,607,181.39
2018 038 JP TECH	TREAS FUND	23,304.75	TEXPOOL LOGIC TEXSTAR	17,217.97	19,956.76
2018 040 LAW LIBRARY	TREAS FUND	38,149.76	TEXPOOL LOGIC TEXSTAR	83,425.58 25,387.17	40,522.72
2018 041 CC LIBRARY FUND	TREAS FUND	22,990.31	TEXPOOL LOGIC TEXSTAR	22,683.99	146,962.51
2018 042 CC HISTORICAL COMM.	TREAS FUND	4,229.44	TEXPOOL LOGIC TEXSTAR	25,428.13	71,102.43
2018 043 JP COURTHOUSE SECURITY	TREAS FUND	5,685.70	TEXPOOL LOGIC TEXSTAR	5,142.53	4,229.44
2018 044 COURTHOUSE SECURITY	TREAS FUND	36,251.22	TEXPOOL LOGIC TEXSTAR	10,201.31	21,029.54
2018 045 FLOOD DAMAGE	TREAS FUND		TEXPOOL LOGIC	134,941.09 50,948.51 45,865.00	268,005.82
2018 046 CHAPTER 19	TREAS FUND	1,004.00	TEXPOOL		1,004.00
2018 047 CC RECORDS MANAGEMENT	TREAS FUND	2,466.17	TEXPOOL		2,466.17
2018 048 COUNTY RECORDS MANAGEMENT	TREAS FUND	35,380.54	TEXPOOL LOGIC TEXSTAR	118,404.28 152,845.29 25,428.13	332,058.24
2018 049 CC RECORDS PRESERVATION	TREAS FUND	21,920.43	TEXPOOL LOGIC TEXSTAR	122.92 58.50 104.50	22,206.35

FUND NAME	CHECKING ACCOUNT	CHECKING AMOUNT	TDOA ACCOUNT	TDOA AMOUNT	FUND TOTAL
2018 050 DIST CLERK RECORDS MANAGEMENT	TREAS FUND	19,985.32	TEXPOOL LOGIC	15,371.59	35,356.91
2018 051 DISTRICT CLERK ARCHIVE	TREAS FUND	20,796.83	TEXPOOL LOGIC	4,098.90	24,895.73
2018 052 COUNTY CLERK ARCHIVE FEE	TREAS FUND	31,370.47	TEXPOOL LOGIC	55,778.19	25,387.17
2018 053 CA CHECK COLLECTING	TREAS FUND	2,055.28	TEXSTAR	25,432.47	137,968.30
2018 054 DA CHECK COLLECTING	TREAS FUND	75.34	TEXPOOL LOGIC	2,617.56	4,672.84
2018 055 CO ATTY FORFEITURE	TREAS FUND	14,451.34	TEXSTAR	30,782.79	75.34
2018 056 DISTRICT ATTY FORFEITURE	TREAS FUND	31,921.24	LOGIC	25,387.17	95,949.90
2018 057 D A SEIZURE FUND	TREAS FUND	30,658.71	TEXSTAR	25,328.60	31,921.24
2018 058 SHERIFF FORFEITURE	TREAS FUND	49,859.14	TEXPOOL LOGIC	38,415.46	119,789.94
2018 059 JAIL COMMISSARY	TREAS FUND	40,932.77	TEXSTAR	25,427.01	129,706.95
2018 061 2004 GO REFUNDING DEBT SERVIT	TREAS FUND	46,409.60	TEXPOOL LOGIC	78,418.86	638,437.50
2018 088 STATE FEES	TREAS FUND	1,103.36	TEXSTAR	254,270.12	59,879.08
2018 090 OFFICER'S TRUST	TREAS FUND	1,320.04	TEXPOOL LOGIC	8,237.18	16,103.36
2018 091 LIBRARY TRUST - LIDDELL	TREAS FUND	958,682.93	CERT DEPOS	5,232.30	20,320.04
2018 092 LIBRARY TRUST - ROSENSTEIN	TREAS FUND	313.96	TEXSTAR	19,000.00	958,682.93
2018 098 PAYROLL CLEARING	TREAS FUND	11,094.00	TEXPOOL LOGIC	15,000.00	313.96
2018 100 CHILD ABUSE PREVENTION FUND	TREAS FUND	134,013.13	TEXSTAR	254,270.12	11,094.00
2018 101 PRETRIAL DIVERSION	TREAS FUND		TEXPOOL LOGIC		
2018 102 HOTEL OCCUPANCY TAX FUND	TREAS FUND		TEXSTAR		

DATE 08/20/2018 TIME 11:36

COMBINED STATEMENT OF CASH POSITION FOR JULY

GEL102 PAGE 4

FUND NAME	CHECKING ACCOUNT	CHECKING AMOUNT	TDOA ACCOUNT	TDOA AMOUNT	FUND TOTAL
			TEXSTAR		134,013.13
TOTAL		4,481,995.92		31,592,392.00	36,074,387.92

CHECK ACCOUNT

CHECK

ACCOUNT BALANCE - TREAS FUND

3,523,312.99

ACCOUNT BALANCE - PAYROLL

958,682.93

TOTAL

4,481,995.92

TDOA ACCOUNT

TDOA

ACCOUNT BALANCE - TEXPOOL

11,463,443.29

ACCOUNT BALANCE - LOGIC

5,064,361.11

ACCOUNT BALANCE - TEXSTAR

11,274,636.20

ACCOUNT BALANCE - STONE

2,005,951.40

ACCOUNT BALANCE - CERT DEPOS

1,784,000.00

TOTAL

31,592,392.00

ACCOUNT NAME	BEGINNING CASH BALANCE	CASH RECEIPTS	CASH DISBURSEMENTS	ENDING CASH BALANCE
2018 001 GENERAL				
CASH - GENERAL FUND	1,444,538.64	810,853.18	1,413,930.64	841,461.18
CASH ON HAND	1,969.00	.00	.00	1,969.00
CASH INVESTED - TEXPOOL	7,087,583.25	11,374.66	.00	7,098,957.91
CASH INVESTED - LOGIC	3,043,088.78	5,621.19	.00	3,048,709.97
CASH INVESTED - TEXSTAR	7,068,999.52	11,385.52	.00	7,080,385.04
CASH INVESTED - STONE CASTLE	2,015,251.98	3,233.09	12,533.67	2,005,951.40
T-BILLS - INVESTMENTS	.00	.00	.00	.00
CASH INVESTMENT-CD	1,750,000.00	.00	.00	1,750,000.00
FUND TOTALS	22,411,431.17	842,467.64	1,426,464.31	21,827,434.50

ACCOUNT NAME	BEGINNING CASH BALANCE	CASH RECEIPTS	CASH DISBURSEMENTS	ENDING CASH BALANCE
2018 011 ROAD & BRIDGE 1				
CASH - ROAD & BRIDGE # 1	438,478.70	216,430.79	247,822.32	407,087.17
CASH INVESTED	773,608.48	1,126.52	185,000.00	589,735.00
CASH INVESTED - LOGIC	355,460.17	656.60	.00	356,116.77
CASH INVESTED - TEXSTAR	758,591.49	1,221.81	.00	759,813.30
STONE CASTLE	.00	.00	.00	.00
T-BILL INVESTMENTS	.00	.00	.00	.00
FUND TOTALS	2,326,138.84	219,435.72	432,822.32	2,112,752.24

ACCOUNT NAME	BEGINNING CASH BALANCE	CASH RECEIPTS	CASH DISBURSEMENTS	ENDING CASH BALANCE
2018 012 ROAD & BRIDGE 2				
CASH - ROAD & BRIDGE # 2	447,406.48	79,077.95	144,449.53	382,034.90
CASH INVESTED	366,957.56	551.58	60,000.00	307,509.14
CASH INVESTED - LOGIC	203,417.98	375.76	.00	203,793.74
CASH INVESTED - TEXSTAR	352,093.86	567.08	.00	352,660.94
T-BILL INVESTMENTS	.00	.00	.00	.00
FUND TOTALS	1,369,875.88	80,572.37	204,449.53	1,245,998.72

ACCOUNT NAME	BEGINNING CASH BALANCE	CASH RECEIPTS	CASH DISBURSEMENTS	ENDING CASH BALANCE
2018 013 ROAD & BRIDGE 3				
CASH - ROAD & BRIDGE # 3	421,729.89	139,049.37	163,077.34	397,701.92
CASH INVESTED	494,942.05	719.73	120,000.00	375,661.78
CASH INVESTED - LOGIC	253,790.13	468.82	.00	254,258.95
CASH INVESTED - TEXSTAR	503,355.43	810.72	.00	504,166.15
T-BILL INVESTMENTS	.00	.00	.00	.00
FUND TOTALS	1,673,817.50	141,048.64	283,077.34	1,531,788.80

ACCOUNT NAME	BEGINNING CASH BALANCE	CASH RECEIPTS	CASH DISBURSEMENTS	ENDING CASH BALANCE
2018 014 ROAD & BRIDGE 4				
CASH - ROAD & BRIDGE # 4	500,602.32	20,280.21	127,932.25	392,950.28
CASH INVESTED	596,378.68	957.10	.00	597,335.78
CASH INVESTED - LOGIC	253,790.13	468.82	.00	254,258.95
CASH INVESTED - TEXSTAR	596,098.55	960.11	.00	597,058.66
T-BILL INVESTMENTS	.00	.00	.00	.00
FUND TOTALS	1,946,869.68	22,666.24	127,932.25	1,841,603.67

ACCOUNT NAME	BEGINNING CASH BALANCE	CASH RECEIPTS	CASH DISBURSEMENTS	ENDING CASH BALANCE
2018 018 CERT2 TIP				
CASH - CERT2 TIP	.00	.00	.00	.00
CASH INVESTED	.00	.00	.00	.00
CASH INVESTED - LOGIC	.00	.00	.00	.00
T-BILL INVESTMENT	.00	.00	.00	.00
FUND TOTALS	.00	.00	.00	.00

ACCOUNT NAME	BEGINNING CASH BALANCE	CASH RECEIPTS	CASH DISBURSEMENTS	ENDING CASH BALANCE
2018 019 FM & LATERAL				
CASH - F M & LATERAL	12,284.29	24.89	.22	12,308.96
CASH INVESTED	322,795.18	518.04	.00	323,313.22
CASH INVESTED - LOGIC	101,708.94	187.86	.00	101,896.80
CASH INVESTED - TEXSTAR	330,467.54	532.26	.00	330,999.80

ACCOUNT NAME	BEGINNING CASH BALANCE	CASH RECEIPTS	CASH DISBURSEMENTS	ENDING CASH BALANCE
2018 020 1-BILL INVESTMENT	767,255.95	1,263.05	.00	768,518.78
FUND TOTALS			.22-	
2018 020 13PC - T.J.P.C.	35,579.76	25,688.21	19,670.05-	41,597.92
CASH INVESTED	12,666.51	20.30	.00	12,686.81
CASH INVESTED - LOGIC	.00	.00	.00	.00
CASH INVESTED - TEXSTAR	.00	.00	.00	.00
FUND TOTALS	48,246.27	25,708.51	19,670.05-	54,284.73
2018 021 JUVENILE PROB-ISP				
CASH - JUVENILE PROBATION INVESTMENTS	7,301.64	5.06	.00	7,306.70
CASH INVESTED - LOGIC	4,897.18	7.78	.00	4,904.96
CASH INVESTED - TEXSTAR	.00	.00	.00	.00
FUND TOTALS	12,198.82	12.84	.00	12,211.66
2018 022 JUVENILE PROBATION				
CASH - JUV. PROB. DIV INVESTMENTS	13,370.02	274.30	.00	13,644.32
FUND TOTALS	13,370.02	274.30	.00	13,644.32
2018 023 JUVENILE PROB. IV-E				
CASH - IV-E	6,518.99	1,002.70	7,500.00-	21.69
CASH INVESTED	1,076.42	1.14	1,000.00-	77.56
CASH INVESTED - LOGIC	.00	.00	.00	.00
CASH INVESTED - TEXSTAR	.00	.00	.00	.00
FUND TOTALS	7,595.41	1,003.84	8,500.00-	99.25
2018 028 ADULT PROBATION				
CASH - ADULT PROBATION	60,718.73	29,131.59	32,966.53-	56,883.79
CASH ON HAND	75.00	.00	.00	75.00
CASH INVESTED - TEXPOOL	200,814.14	332.27	.00	201,136.41
CASH INVESTED - LOGIC	152,389.69	281.50	.00	152,671.19
CASH INVESTED - TEXSTAR	201,283.05	324.17	.00	201,607.22
FUND TOTALS	615,280.61	30,059.53	32,966.53-	612,373.61
2018 029 COMMUNITY CORRECTIONS				
CASH - COMMUNITY CORRECTI INVESTMENTS	15,292.57	.00	46.68-	15,245.89
CASH INVESTED - LOGIC	.00	.00	.00	.00
FUND TOTALS	15,292.57	.00	46.68-	15,245.89
2018 031 CONTRACT ELECTIONS				
CASH - CONTRACT ELECTIONS	4,545.89	3.15	.00	4,549.04
CASH INVESTED - TEXPOOL	.00	.00	.00	.00
CASH INVESTED - LOGIC	.00	.00	.00	.00
FUND TOTALS	4,545.89	3.15	.00	4,549.04
2018 032 DISTRICT CLERK PRESERVATION				
CASH - DISTRICT CLERK PRESVARTI INVESTMENTS	18,006.81	412.50	239.47-	18,179.84
CASH INVESTED - LOGIC	10,229.23	16.45	.00	10,245.68
CASH INVESTED - TEXSTAR	.00	.00	.00	.00
FUND TOTALS	28,236.04	428.95	239.47-	28,425.52
2018 033 COUNTY/DISTRICT TECHNOLOGY FUN				
CASH - COUNTY/DISTRICT TECH	3,345.15	222.14	1.30-	3,565.99



ACCOUNT NAME	BEGINNING	CASH RECEIPTS	CASH DISBURSEMENTS	ENDING
INVESTMENTS	1,551.52	2.48	.00	1,554.00
CASH INVESTED - LOGIC	.00	.00	.00	.00
CASH INVESTED - TEXSTAR	.00	.00	.00	.00
FUND TOTALS	4,896.67	224.62	1.30	5,119.99

ACCOUNT NAME	BEGINNING	CASH RECEIPTS	CASH DISBURSEMENTS	ENDING
CASH -COURT REPORTER FUND INVESTMENTS	2,708.45	698.47	116.00	3,290.92
CASH INVESTED - LOGIC	43,114.51	69.25	.00	43,183.76
CASH INVESTED - TEXSTAR	.00	.00	.00	.00
FUND TOTALS	45,822.96	767.72	116.00	46,474.68

ACCOUNT NAME	BEGINNING	CASH RECEIPTS	CASH DISBURSEMENTS	ENDING
CASH - PERMANENT IMPROVEM	266,851.52	46,519.65	45,344.74	288,026.43
CASH INVESTED - LOGIC	1,003,383.82	1,610.31	.00	1,004,994.13
CASH INVESTED - TEXSTAR	308,265.49	569.41	.00	308,834.90
STONE CASTLE	1,003,709.32	1,616.61	.00	1,005,325.93
T-BILL INVESTMENTS	.00	.00	.00	.00
FUND TOTALS	2,602,210.15	50,315.98	45,344.74	2,607,181.39

ACCOUNT NAME	BEGINNING	CASH RECEIPTS	CASH DISBURSEMENTS	ENDING
CASH - LAW ENFORCEMENT ED	9,751.45	6.75	45.00	9,713.20
CASH INVESTED - LOGIC	10,227.11	16.45	.00	10,243.56
CASH INVESTED - TEXSTAR	.00	.00	.00	.00
FUND TOTALS	19,978.56	23.20	45.00	19,956.76

ACCOUNT NAME	BEGINNING	CASH RECEIPTS	CASH DISBURSEMENTS	ENDING
CASH - J P TECH FUND INVESTMENTS	22,155.13	1,655.20	505.58	23,304.75
CASH INVESTED - LOGIC	17,190.37	27.60	.00	17,217.97
CASH INVESTED - TEXSTAR	.00	.00	.00	.00
FUND TOTALS	39,345.50	1,682.80	505.58	40,522.72

ACCOUNT NAME	BEGINNING	CASH RECEIPTS	CASH DISBURSEMENTS	ENDING
CASH - LAW LIBRARY	37,294.90	1,311.04	456.18	38,149.76
CASH INVESTED	83,291.92	133.66	.00	83,425.58
CASH INVESTED - LOGIC	25,340.35	46.82	.00	25,387.17
CASH INVESTED - TEXSTAR	.00	.00	.00	.00
FUND TOTALS	145,927.17	1,491.52	456.18	146,962.51

ACCOUNT NAME	BEGINNING	CASH RECEIPTS	CASH DISBURSEMENTS	ENDING
CASH - COOKE COUNTY LIBRA	21,281.63	2,640.92	932.24	22,990.31
CASH INVESTED	22,647.65	36.34	.00	22,683.99
CASH INVESTED - LOGIC	.00	.00	.00	.00
CASH INVESTED - TEXSTAR	25,387.25	40.88	.00	25,428.13
T-BILL INVESTMENTS	.00	.00	.00	.00
FUND TOTALS	69,316.53	2,718.14	932.24	71,102.43

ACCOUNT NAME	BEGINNING	CASH RECEIPTS	CASH DISBURSEMENTS	ENDING
CASH - COOKE CO. HISTORIC	4,226.51	2.93	.00	4,229.44
FUND TOTALS	4,226.51	2.93	.00	4,229.44

ACCOUNT NAME	BEGINNING	CASH RECEIPTS	CASH DISBURSEMENTS	ENDING
CASH - JP COURTHOUSE SECURITY	5,273.03	412.67	.00	5,685.70
CASH INVESTED	5,134.25	8.28	.00	5,142.53

ACCOUNT NAME	BEGINNING	CASH RECEIPTS	CASH DISBURSEMENTS	ENDING
	CASH BALANCE			CASH BALANCE

2018 044 COURTHOUSE SECURITY				
CASH - COURTHOUSE SECURITY				
CASH INVESTED - LOGIC	10,184.93	16.38	.00	10,201.31
CASH INVESTED - TEXTSTAR	20,592.21	437.33	.00	21,029.54
FUND TOTALS				
	33,775.89	2,496.95	1.62-	36,251.22
	134,724.88	216.21	.00	134,941.09
	50,854.58	93.93	.00	50,948.51
	45,791.24	73.76	.00	45,865.00
FUND TOTALS	265,126.59	2,880.85	1.62-	268,005.82

2018 045 FLOOD DAMAGE				
CASH - FLOOD DAMAGE				
CASH INVESTED - TEXPOOL	.00	.00	.00	.00
CASH INVESTED - LOGIC	.00	.00	.00	.00
FUND TOTALS	.00	.00	.00	.00

2018 046 CHAPTER 19				
CASH - CHAPTER 19				
INVESTMENTS	.00	1,004.00	.00	1,004.00
FUND TOTALS	.00	1,004.00	.00	1,004.00

2018 047 CC RECORDS MANAGEMENT				
CASH - CC RECORDS MANAGEMENT				
INVESTMENTS - TEXPOOL	2,383.40	82.77	.00	2,466.17
FUND TOTALS	2,383.40	82.77	.00	2,466.17

2018 048 COUNTY RECORDS MANAGEMENT				
CASH - RECORDS MANAGEMENT				
CASH INVESTED - TEXPOOL	34,182.83	1,772.01	574.30-	35,380.54
CASH INVESTED - LOGIC	118,214.58	189.70	.00	118,404.28
CASH INVESTED - TEXSTAR	152,563.48	281.81	.00	152,845.29
FUND TOTALS	25,387.25	40.88	.00	25,428.13
	330,348.14	2,284.40	574.30-	332,058.24

2018 049 CC RECORDS PRESERVATION				
CASH - RECORDS PRESERVATI				
CASH INVESTED - TEXPOOL	14,225.85	7,694.58	.00	21,920.43
CASH INVESTED - LOGIC	122.61	.31	.00	122.92
CASH INVESTED - TEXSTAR	58.45	.05	.00	58.50
FUND TOTALS	104.24	.26	.00	104.50
	14,511.15	7,695.20	.00	22,206.35

2018 050 DIST CLERK RECORDS MANAGEMENT				
CASH - D C RECORDS MANAGEMENT				
CASH INVESTED	19,604.34	381.78	.80-	19,985.32
CASH INVESTED - LOGIC	15,346.95	24.64	.00	15,371.59
CASH INVESTED - TEXSTAR	.00	.00	.00	.00
FUND TOTALS	34,951.29	406.42	.80-	35,356.91

2018 051 DISTRICT CLERK ARCHIVE				
DISTRICT CLERK ARCHIVE				
INVESTMENTS	20,442.58	354.25	.00	20,796.83
CASH INVESTED - LOGIC	4,092.37	6.53	.00	4,098.90
CASH INVESTED - TEXSTAR	.00	.00	.00	.00
FUND TOTALS	24,534.95	360.78	.00	24,895.73

2018 052 COUNTY CLERK ARCHIVE FEE				
CASH -RECORDS ARCHIVE				
	30,961.14	7,029.33	6,620.00-	31,370.47

ACCOUNT NAME	BEGINNING	CASH RECEIPTS	CASH DISBURSEMENTS	ENDING
	CASH BALANCE			CASH BALANCE
2018 053 CA CHECK COLLECTING				
CASH - CHECK COLLECTING &	58.44	2,110.00	113.16-	2,055.28
CASH INVESTED	4,611.36	6.20	2,000.00-	2,617.56
CASH INVESTED - LOGIC	.00	.00	.00	.00
CASH INVESTED - TEXSTAR	.00	.00	.00	.00
FUND TOTALS	4,669.80	2,116.20	2,113.16-	4,672.84
2018 054 DA CHECK COLLECTING				
CASH - DA CHECK COLLECTING	75.34	.00	.00	75.34
CASH INVESTED	.00	.00	.00	.00
FUND TOTALS	75.34	.00	.00	75.34
2018 055 CO ATTY FORFEITURE				
FUND TOTALS	.00	.00	.00	.00
2018 056 DISTRICT ATTY FORFEITURE				
CASH - D.A. FORFEITURE FU	17,595.40	10.62	3,154.68-	14,451.34
CASH INVESTED - TEXPOOL	30,733.48	49.31	.00	30,782.79
CASH INVESTED - LOGIC	25,340.35	46.82	.00	25,387.17
CASH INVESTED - TEXSTAR	25,287.87	40.73	.00	25,328.60
FUND TOTALS	98,957.10	147.48	3,154.68-	95,949.90
2018 057 D A SEIZURE FUND				
CASH - SEIZURE-LAW	30,532.00	1,389.24	.00	31,921.24
INVESTMENTS	.00	.00	.00	.00
FUND TOTALS	30,532.00	1,389.24	.00	31,921.24
2018 058 SHERIFF FORFEITURE				
CASH- SHERIFF FORFEITURE	39,498.50	1,006.21	9,846.00-	30,658.71
INVESTMENTS	38,353.91	61.55	.00	38,415.46
CASH INVESTED - LOGIC	25,340.35	46.82	.00	25,387.17
CASH INVESTED - TEXSTAR	25,287.87	40.73	.00	25,328.60
FUND TOTALS	128,480.63	1,155.31	9,846.00-	119,789.94
2018 059 JAIL COMMISSARY				
CASH - JAIL COMMISSARY	48,778.95	1,705.90	625.71-	49,859.14
CASH INVESTED - TEXPOOL	79,719.87	127.94	.00	79,847.81
CASH INVESTED - LOGIC	.00	.00	.00	.00
CASH INVESTED - TEXSTAR	.00	.00	.00	.00
FUND TOTALS	128,498.82	1,833.84	625.71-	129,706.95
2018 061 2004 GO REFUNDING DEBT SERVICE				
CASH - 2004 GO REFUNDING D/S	37,451.80	3,497.19	16.22-	40,932.77
CASH INVESTED	264,391.42	424.33	.00	264,815.75
CASH INVESTED - LOGIC	78,274.25	144.61	.00	78,418.86
CASH INVESTED - TEXSTAR	253,861.23	408.89	.00	254,270.12
T-BILL INVESTMENTS	.00	.00	.00	.00
FUND TOTALS	633,978.70	4,475.02	16.22-	638,437.50
2018 088 STATE FEES				
CASH - STATE FEES	162,414.79	55,907.09	171,912.28-	46,409.60
CASH INVESTED	8,224.00	13.18	.00	8,237.18

ACCOUNT NAME	BEGINNING CASH BALANCE	CASH RECEIPTS	CASH DISBURSEMENTS	ENDING CASH BALANCE
2018 090 OFFICER'S TRUST				
CASH INVESTED - LOGIC	5,223.91	8.39	.00	5,232.30
CASH INVESTED - LOGIC	175,862.70	55,928.66	171,912.28	59,879.08
FUND TOTALS				
2018 091 LIBRARY TRUST - LIDDELL				
CASH - LIBRARY TRUST/LIDDELL	1,072.69	30.67	.00	1,103.36
CD INVESTMENT	15,000.00	.00	.00	15,000.00
FUND TOTALS	16,072.69	30.67	.00	16,103.36
2018 092 LIBRARY TRUST - ROSENSTEIN				
CASH - LIBRARY TRUST/ROSENSTEIN	1,319.13	.91	.00	1,320.04
CD INVESTMENT	19,000.00	.00	.00	19,000.00
FUND TOTALS	20,319.13	.91	.00	20,320.04
2018 098 PAYROLL CLEARING				
CASH - PAYROLL CLEARING	.00	958,682.93	.00	958,682.93
INVESTMENTS	.00	.00	.00	.00
FUND TOTALS	.00	958,682.93	.00	958,682.93
2018 100 CHILD ABUSE PREVENTION FUND				
CASH-CHILD ABUSE PREVENTION	310.41	3.55	.00	313.96
CASH INVESTED	.00	.00	.00	.00
FUND TOTALS	310.41	3.55	.00	313.96
2018 101 PRETRIAL DIVERSION				
CASH-PRETRIAL DIVERSION	11,094.00	.00	.00	11,094.00
CASH INVESTED	.00	.00	.00	.00
CASH INVESTED - LOGIC	.00	.00	.00	.00
FUND TOTALS	11,094.00	.00	.00	11,094.00
2018 102 HOTEL OCCUPANCY TAX FUND				
CASH - HOTEL OCCUPANCY TAX	110,115.44	23,897.69	.00	134,013.13
CASH INVESTED - TEXPOOL	.00	.00	.00	.00
CASH INVESTED - LOGIC	.00	.00	.00	.00
CASH INVESTED - TEXSTAR	.00	.00	.00	.00
FUND TOTALS	110,115.44	23,897.69	.00	134,013.13
GRAND TOTALS	36,360,675.05	2,494,191.36	2,778,434.51	36,076,431.92