


FINANCIAL REPORTS

February 2018


In accordance with Local Government Code 114.026, this affidavit states the current cash and reports in the custody of the county treasurer as of this date of February 28, 2018.



Jason Brinkley,
Cooke County Judge

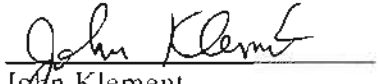


Rebecca Lawson,
Cooke County Clerk



Gary Hollowell,
Commissioner Pct. #1


B. C. Lemons,
Commissioner Pct. #2



John Klement,
Commission Pct. #3



Leon Klement,
Commissioner Pct. #4

FILED FOR RECORD
18 MAR 26 AM 10:46
REBECCA LAWSON
COUNTY CLERK, COOKE CO. TX
BY  DEPUTY

AFFIDAVIT

STATE OF TEXAS

COUNTY OF COOKE


The members of the Commissioners' Court of Cooke County, Texas, state as follows:

The requirement of Subsection (C) of the Texas Local Government Code, §114.026 have been met for the term of February 2018. The amount of cash and other assets in the custody of the County Treasurer at the time of examination are:

Cash (includes on hand, money market accounts, and short term investments) \$ 40,671,297.53


Other Assets (long term investments) \$ 0.00.

Sworn to and subscribed this 26 day of March, 2018.


Jason Brinkley, Cooke County Judge


Gary Hollowell, Commissioner, Pct 1

B. C. Lemons, Commissioner, Pct 2


John Klement, Commissioner, Pct 3


Leon Klement, Commissioner, Pct 4

ATTEST:


Rebecca Lawson, County Clerk

FILED FOR RECORD

18 MAR 26 AM 10:46

REBECCA LAWSON
COUNTY CLERK, COOKE CO. TX

BY  DEPUTY



MONTHLY REPORT

FEBRUARY 2018

PATTY BRENNAN

COOKE COUNTY TREASURER

PRIOR MONTH ENDING BANK STATEMENT BALANCE \$133,319.96 3
 CLEARED DEPOSITS \$960,408.44
 CLEARED ADDITIONS \$.00
 CLEARED CHECKS \$628,784.44- 43
 CLEARED DEDUCTIONS \$329,639.21- 4

CURRENT MONTH ENDING BANK STATEMENT BALANCE \$135,304.75

CURRENT MONTH ENDING BANK STATEMENT BALANCE \$135,304.75
 OUTSTANDING DEPOSITS \$135,304.75
 OUTSTANDING ADDITIONS \$.00
 OUTSTANDING CHECKS \$2,823.64- 2
 OUTSTANDING DEDUCTIONS \$.00

RECONCILED BOOK BALANCE \$132,481.11
 ENDING STATEMENT DATE 02/28/2018 CLERK: PB

PRIOR MONTH ENDING BANK STATEMENT BALANCE \$6,126,115.03 206
 CLEARED DEPOSITS \$4,918,150.18 4
 CLEARED ADDITIONS \$101,794.15 363
 CLEARED CHECKS \$2,060,800.75-
 CLEARED DEDUCTIONS \$5,853,139.37- 7

CURRENT MONTH ENDING BANK STATEMENT BALANCE \$3,232,119.24

CURRENT MONTH ENDING BANK STATEMENT BALANCE \$3,232,119.24 1
 OUTSTANDING DEPOSITS \$1,962.84
 OUTSTANDING ADDITIONS \$.00
 OUTSTANDING CHECKS \$580,076.24- 514
 OUTSTANDING DEDUCTIONS \$.00

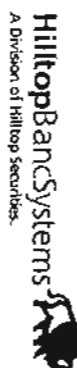
RECONCILED BOOK BALANCE \$2,654,005.84
 ENDING STATEMENT DATE 02/28/2018 CLERK: PB



EL CAMPO, TX

Pledge Security Listing


February 28, 2018



A Division of Hilltop Securities

ID	CUSIP	Description	Safetkeeping Location	Safetkeeping Receipt	Coupon	Maturity Date	Call Date	Moody	S&P	Fitch	ASC 320	Face Amount	Current Par	Current Book Value	Market Value	Gain(Loss)
2047	3128MBNA1	FHLMC G12885	FHLB	X	5.00	06/01/2021		AAA	AA+	AAA	HTM	157,950	3,677.71	3,677.72	3,764.09	86.38
2107	31410C558	FHMA 889257	FHLB	X	5.00	04/01/2021		AAA	AA+	AAA	HTM	105,405	2,208.71	2,208.71	2,259.10	50.40
3643	3128MMQX4	FHLMC G18469	FHLB		2.00	06/01/2028		AAA	AA+	AAA	HTM	212,158	112,216.59	112,611.59	106,682.51	(\$929.18)
Total for COOKE COUNTY												475,513	118,203.01	118,498.12	112,705.70	(\$792.40)

COOKE COUNTY



A Division of Hilltop Securities

Inventory | Pledge Entry | v1.2

Although the information in this report has been obtained from sources believed to be reliable, its accuracy cannot be guaranteed.

Pledge Inventory Report

Landmark Bank
Columbia, MO
FROM 2/1/2018 TO 2/28/2018

Customer ID: 5961
Report Date: 3/1/2018
PAS Rep: Vance Roe
Account Rep: Bob Fitzpatrick

Cusip	Description	Maturity Date	Group	Intent	S&P	Moody	Market Price Df	Original Face	Book Value
Ticket	Location Code/Name			Coupon			Maturity (Yr)	Par	Market Value
Pledged: J7BM - COOKE COUNTY									
3130A1XJ2	FED HOME LN BK	06/14/2024	AGY	AFS	AA+	Aaa	2/28/2018	800,000.00	827,748.26
1104690	FED - FEDERAL RESERVE BANK			2.87500			6.30	800,000.00	798,823.98
3130A5R35	FEDERAL HOME LOAN BA	06/13/2025	AGY	AFS	AA+	Aaa	2/28/2018	400,000.00	415,349.51
1102932	FED - FEDERAL RESERVE BANK			2.87500			7.29	400,000.00	397,228.00
3130A5R35	FEDERAL HOME LOAN BA	06/13/2025	AGY	AFS	AA+	Aaa	2/28/2018	100,000.00	102,955.08
1104689	FED - FEDERAL RESERVE BANK			2.87500			7.29	100,000.00	99,307.00
313378CR0	FED HOME LN BK	03/11/2022	AGY	AFS	AA+	Aaa	2/28/2018	5,000,000.00	5,048,219.42
956483	FED - FEDERAL RESERVE BANK			2.25000			4.03	5,000,000.00	4,926,750.20
313380GJ0	FED HOME LN BK	09/09/2022	AGY	AFS	AA+	Aaa	2/28/2018	1,000,000.00	1,000,000.00
988741	FED - FEDERAL RESERVE BANK			2.00000			4.53	1,000,000.00	975,210.04
3133X8L34	FED HOME LN BK	09/09/2024	AGY	AFS	AA+	Aaa	2/28/2018	2,000,000.00	2,366,397.40
1087540	FED - FEDERAL RESERVE BANK			5.36500			6.53	2,000,000.00	2,304,060.06
3133X0V57	FED HOME LN BK	12/11/2020	AGY	AFS	AA+	Aaa	2/28/2018	700,000.00	760,674.32
933583	FED - FEDERAL RESERVE BANK			5.25000			2.79	700,000.00	752,892.00
31300LVH5	FLHMC ARM POOL #8487	01/01/2037	MB3	AFS			2/28/2018	200,000.00	67,954.86
851172	FED - FEDERAL RESERVE BANK			3.42400			18.85	63,826.68	67,185.88
3133TTX48	flhmc termic ser 2326	06/15/2031	MB4	AFS			2/28/2018	300,000.00	35,650.67
783451	FED - FEDERAL RESERVE BANK			6.50000			13.30	31,994.47	36,253.55
3136ACLE9	FNM13025 BD	03/25/2033	MB4	AFS			2/28/2018	1,400,000.00	664,132.43
879680	FED - FEDERAL RESERVE BANK			2.00000			15.08	680,067.86	655,525.92
3136ACU25	FNM13015 DC	03/25/2033	MB4	AFS			2/28/2018	500,000.00	251,081.53
881004	FED - FEDERAL RESERVE BANK			2.00000			15.08	256,710.83	244,996.66
3136AKJK0	FNR 2014-41 CM	06/25/2040	MB4	AFS			2/28/2018	1,000,000.00	541,269.24
916714	FED - FEDERAL RESERVE BANK			1.50000			22.34	563,263.97	536,528.35
3137B1CT7	FHL4195 LH	12/15/2031	MB4	AFS			2/28/2018	600,000.00	283,786.89
882621	FED - FEDERAL RESERVE BANK			1.50000			13.80	292,465.30	279,145.02

This report reflects information submitted to us by the customer. It is not intended to be used as the official record of safekeeping location and/or pledged holdings. This information should be provided by the customer's safekeeper.

Pledge Inventory Report

Landmark Bank
Columbia, MO
FROM 2/1/2018 TO 2/28/2018

Customer ID: 5961
Report Date: 3/1/2018
PAS Rep: Vance Roe
Account Rep: Bob Fitzpatrick

Cusip	Description	Maturity Date	Intent	S&P	Market Price Dt	Original Face	Book Value
Ticket	Location Code/Name	Group	Coupon	Moody	Maturity (Yr)	Par	Market Value
Pledged: J7BM - COOKE COUNTY							
31392WB41	FHL2512 PG	10/15/2022	AFS		2/28/2018	400,000.00	61,802.40
719835	FED - FEDERAL RESERVE BANK	MB4	5.50000	NR	4.63	58,876.30	61,539.25
31394H2Q3	FHL2662 DH	08/15/2023	AFS		2/28/2018	1,200,000.00	548,636.75
887207	FED - FEDERAL RESERVE BANK	MB4	5.00000	NR	5.46	521,713.10	542,664.17
31395HVM9	FHL2896 BZ	11/15/2034	AFS		2/28/2018	200,000.00	220,451.77
856892	FED - FEDERAL RESERVE BANK	MB4	5.00000	NR	16.72	203,444.90	212,946.13
38374F2L7	GNNM04024 ZM	04/20/2034	AFS		2/28/2018	700,000.00	682,056.96
844136	FED - FEDERAL RESERVE BANK	MB4	5.00000	NR	16.15	617,874.15	673,937.44
17	Total Pledged: J7BM - COOKE COUNTY					16,500,000.00	13,878,167.49
						13,290,237.56	13,564,993.65

This report reflects information submitted to us by the customer. It is not intended to be used as the official record of safekeeping location and/or pledged holdings. This information should be provided by the customer's safekeeper.

report

PAGE 1 02/28/18 19:40:11
HOLDINGS BAPN032N
CC1 PROD

FEDERAL RESERVE BANK PLEDGEE

DISTRB PT J1
AS OF CLOSE OF BUSINESS 02-28-2018

PLEDGEE: COOKE COUNTY
100 S. DIXON
RM. 106

J7BM INSTITUTION ID: #J7BM

GAINESVILLE TX 76240

HOLDER : 081500862 - LANDMARK BANK

RESP FRB:H1

ACCOUNT: J7BM - *COOKE COUNTY

CUSIP #

BVF

PAR

BALANCE	BOOK VALUE		
3130A1XJ2 2.875 FHLB 24 RK 06-14-24	800,000.00	1.0000000000	
800,000.00	800,000.00		
3130A5R35 2.875 FHLB 25 TG 06-13-25	500,000.00	1.0000000000	
500,000.00	500,000.00		
31300LVH5 FMAR 848716 G 01-01-37	200,000.00	0.3191334100	
	63,826.68		
3133TTX48 FGRA 2326ZQ 06/15/31 06-15-31	300,000.00	0.1066482300	
	31,994.47		
3133XDVS7 5.25 FHLB 20 EK 12-11-20	700,000.00	1.0000000000	
700,000.00	700,000.00		
3133X8L34 5.365 FHLB 24 EE 09-09-24	2,000,000.00	1.0000000000	
2,000,000.00	2,000,000.00		
313378CR0 2.25 FHLB 22 KW 03-11-22	5,000,000.00	1.0000000000	
5,000,000.00	5,000,000.00		
313380GJ0 2.00 FHLB 22 WX 09-09-22	1,000,000.00	1.0000000000	
1,000,000.00	1,000,000.00		
3136ACLE9 FNRM RC025BD R13F025 03-25-33	1,400,000.00	0.4857627600	
	680,067.86		
3136ACU25 FNRM RC015DC R13F015 03-25-33	500,000.00	0.5134216500	
	256,710.83		
3136AKJK0 FNRM CL041CM R14F041 06-25-40	1,000,000.00	0.5632639700	
	563,263.97		
3137B1CT7 FGFRM 4195LH 12/15/31 12-15-31	600,000.00	0.4874421700	
	292,465.30		
31392WB41 FGFRM 2512PG 10/15/22 10-15-22	400,000.00	0.1471907600	
	58,876.30		
31394H2Q3 FGFRM 2662DH 08/15/23 08-15-23	1,200,000.00	0.4347609200	
	521,713.10		
31395HVM9 FGRA 28968Z 11/15/34 11-15-34	200,000.00	1.0172244900	
	203,444.90		
38374F2L7 GNRM 2004-24 ZM 04-20-34	700,000.00	0.8826773503	
	617,874.15		
		SUBTOTAL :	
16,500,000.00	13,290,237.56		

report

16,500,000.00

13,290,237.56

GRAND TOTAL :

Landmark Bank, N.A.
 Cooke County
 As of: Wednesday, February 28, 2018

Detail Section:

<u>Account No.</u>	<u>Balance</u>	<u>Int Rate</u>	<u>Type</u>	<u>Officer</u>
28002408	\$0	0.00%	TDSV	R1B
28002416	\$0	0.00%	TDSV	R1B
28900090	\$135,305	0.00%	CK	R1B
28900287	\$3,232,119	0.70%	CK	R1B
28900325	\$17,500	0.00%	CK	R1B
28900333	\$0	0.00%	CK	R1B
28900341	\$0	0.00%	CK	R1B
28900368	\$78,054	0.70%	CK	R1B
28900376	\$153,980	0.00%	CK	R1B
28900384	\$0	0.00%	CK	R1B
28900392	\$1,369	0.00%	CK	R1B
28900406	\$34,052	0.00%	CK	R1B
28900414	\$2,136	0.00%	CK	R1B
28900422	\$0	0.00%	CK	R1B
28900449	\$0	0.00%	CK	R1B
28900457	\$0	0.00%	CK	R1B
28900465	\$0	0.00%	CK	R1B
28900481	\$106,321	0.00%	CK	R1B
28900511	\$1,229	0.00%	CK	R1B
28900538	\$2,026	0.00%	CK	R1B
28901259	\$14,952	0.00%	CK	ELE
28901593	\$5,090	0.00%	CK	JDH
4170003539	\$59,500	0.00%	CK	R1B
4170009684	\$0	0.00%	CK	R1B
4170009700	\$6,086	0.00%	CK	R1B
4170013934	\$0	0.00%	CK	JDH
4170023065	\$0	0.00%	CK	R1B
4170045332	\$15,416	0.00%	CK	T1G
4170049177	\$0	0.00%	CK	T1G
4170056479	\$568,692	0.00%	CK	T1G
4170056487	\$5,500	0.00%	CK	T1G
4170800744	\$0	0.00%	TDSV	JDH
4170800751	\$0	0.00%	TDSV	JDH
4170801528	\$0	0.00%	TDSV	R1B
4170801536	\$0	0.00%	TDSV	R1B
4170802286	\$0	0.00%	TDSV	JDH
4170802294	\$0	0.00%	TDSV	JDH
4170802849	\$0	0.00%	TDSV	JDH

3/2/2018 3:22:08 PM

4170802856	\$0	0.00%	TDSV	JDH
4170803896	\$0	0.00%	TDSV	R1B
4170803904	\$0	0.00%	TDSV	R1B
4170804019	\$0	0.00%	TDSV	R1B
4170804142	\$0	0.00%	TDSV	R1B
4170804159	\$0	0.00%	TDSV	R1B
4170804415	\$0	0.00%	TDSV	T1G
4170804423	\$0	0.00%	TDSV	T1G
4170804761	\$0	0.00%	TDSV	T1G
4170804779	\$0	0.00%	TDSV	T1G
4170805073	\$0	0.00%	TDSV	T1G
4170805081	\$0	0.00%	TDSV	T1G
4170805198	\$8,000	1.05%	TDSV	JDH
4170805677	\$0	0.00%	TDSV	T1G
4170805685	\$0	0.00%	TDSV	T1G
4170806451	\$7,500	0.80%	TDSV	T1G
4170806469	\$7,500	0.80%	TDSV	T1G
4170806691	\$500,000	1.24%	TDSV	T1G
4170806709	\$500,000	1.24%	TDSV	T1G

Collateral Section:

<u>Description / LOC No.</u>	<u>Amount</u>	<u>Maturity Date</u>
Securities - Market Value	\$13,564,994	(See add'l report)

Pledge Report Summary:

Total Deposits	\$ 5,462,326
Plus Additional Coverage (per Agreement)	\$ 0
Total Collateral Needed	\$ 5,462,326
Collateral Pledged	\$ 13,564,994
FDIC Insurance	\$ 250,000
Total Collateral Provided	\$ 13,814,994
Total Public Funding Excess / (Needed)	\$ 8,352,667

3/2/2018 3:22:08 PM

C.D. INVESTMENTS

LANDMARK BANK

February 2018

<u>C.D.#</u>	<u>PURCHASE DATE</u>	<u>AMOUNT</u>	<u>MAT. DATE</u>
GEN/4170806691	May 26, 2017	500,000.00	May 26, 2018
GEN/4170806709	May 26, 2017	500,000.00	May 26, 2018
Library – Liddell 6451	Jan 17, 2017	7,500.00	Jan 17, 2019
Library – Liddell 6469	Jan 17, 2017	7,500.00	Jan 17, 2019
Library _ Rosenstein 5099	Sept 12, 2017	11,000.00	Dec 12, 2020
Library – Rosenstein 5198	Dec 16, 2017	8,000.00	Mar 16, 2021

INT. EARNED MONTHLY:

2-Gen CD's @ 1.24%
2-Liddell CD's @ .80%
2-Rosenstein CD's @ 1.05%

Interest is deposited into the Treasurer's Fund. The 2 Gen CDs' interest is deposited monthly, and the 4 Library's CDs' interest is deposited quarterly.

PROSPERITY BANK

GEN/14401708	Sept 17, 2017	250,000.00	Sept 17, 2019
--------------	---------------	------------	---------------

INT. EARNED MONTHLY:

Gen CD @ .90%

Interest accrues monthly and is deposited monthly with depository bank into the Treasurer's Fund.

C.D. INVESTMENTS

THE FIRST STATE BANK

February 2018

<u>C.D.#</u>	<u>PURCHASE DATE</u>	<u>AMOUNT</u>	<u>MAT. DATE</u>
GEN/71445	Sept 17, 2017	250,000.00	Sept 17, 2019

INT. EARNED MONTHLY:

Gen CD @ .90%

Interest accrues monthly and is deposited monthly with depository bank into the Treasurer's Fund.

MUENSTER STATE BANK

GEN/2129	Sept 17, 2017	250,000.00	Sept 17, 2019
----------	---------------	------------	---------------

INT. EARNED MONTHLY:

Gen CD @ .90%

Interest accrues monthly and is deposited monthly with depository bank into the Treasurer's Fund.

INVESTMENTS-TEXPOOL
PATTY BRENNAN, COOKE COUNTY TREASURER
FEBRUARY 2018

ACCT NAME	BALANCE FORWARD	DEPOSITS	WITH-DRAWALS	CURRENT INTEREST	ENDING BALANCE
GENERAL	\$ 7,536,910.28	\$ 1,000,000.00	\$ -	\$ 8,547.50	\$ 8,545,457.78
R & B -1	\$ 1,016,607.48	\$ 150,000.00	\$ -	\$ 1,164.67	\$ 1,167,772.15
R & B -2	\$ 463,480.97	\$ 150,000.00	\$ -	\$ 594.46	\$ 614,075.43
R & B -3	\$ 391,695.46	\$ 100,000.00	\$ -	\$ 481.61	\$ 492,177.07
R & B -4	\$ 716,847.89	\$ 150,000.00	\$ -	\$ 855.66	\$ 867,703.55
FM & L	\$ 320,661.31	\$ -	\$ -	\$ 330.58	\$ 320,991.89
STATE FUNDS	\$ 8,169.66	\$ -	\$ -	\$ 8.44	\$ 8,178.10
TJPC	\$ 22,569.32	\$ -	\$ -	\$ 23.28	\$ 22,592.60
DIST CLK PRESERVATION	\$ 10,161.57	\$ -	\$ -	\$ 10.51	\$ 10,172.08
COUNTY/DIST TECH	\$ 1,541.28	\$ -	\$ -	\$ 1.68	\$ 1,542.96
ADULT PROB	\$ 226,425.09	\$ -	\$ -	\$ 233.38	\$ 226,658.47
JUV-ISP	\$ 4,864.75	\$ -	\$ -	\$ 5.04	\$ 4,869.79
COURT REP	\$ 42,829.52	\$ -	\$ -	\$ 44.18	\$ 42,873.70
PERM IMP	\$ 1,057,891.68	\$ 400,000.00	\$ -	\$ 1,401.78	\$ 1,459,293.46
LAW ENFORCEMENT ED	\$ 10,159.48	\$ -	\$ -	\$ 10.51	\$ 10,169.99
JP-CH SECURITY	\$ 5,100.33	\$ -	\$ -	\$ 5.23	\$ 5,105.56
DIST CLK RECORDS MGMT	\$ 15,245.47	\$ -	\$ -	\$ 15.70	\$ 15,261.17
DIST CLK ARCHIVE	\$ 4,065.25	\$ -	\$ -	\$ 4.20	\$ 4,069.45
COUNTY ATTY CHECK COLLECT	\$ 4,580.91	\$ -	\$ -	\$ 4.74	\$ 4,585.65
JUV PROB-IVE	\$ 1,069.36	\$ -	\$ -	\$ 1.12	\$ 1,070.48
LAW LIBRARY	\$ 82,741.32	\$ -	\$ -	\$ 85.29	\$ 82,826.61
JP TECH	\$ 17,076.72	\$ -	\$ -	\$ 17.64	\$ 17,094.36
CH SECURITY	\$ 133,834.28	\$ -	\$ -	\$ 137.95	\$ 133,972.23
REC MGMT	\$ 117,433.08	\$ -	\$ -	\$ 121.09	\$ 117,554.17
REC PRESV	\$ 59,675.55	\$ -	\$ -	\$ 61.53	\$ 59,737.08
LIBRARY	\$ 22,498.01	\$ -	\$ -	\$ 23.18	\$ 22,521.19
ARCHIVE	\$ 55,320.69	\$ -	\$ -	\$ 57.06	\$ 55,377.75
DIST ATTY FORFEITURE	\$ 30,530.25	\$ -	\$ -	\$ 31.49	\$ 30,561.74
SHERIFF FORFEITURE	\$ 38,100.41	\$ -	\$ -	\$ 39.28	\$ 38,139.69

INVESTMENTS-TEXPOOL
 PATTY BRENNAN, COOKE COUNTY TREASURER
 FEBRUARY 2018

ACCT NAME	BALANCE FORWARD	DEPOSITS	WITH-DRAWALS	CURRENT INTEREST	ENDING BALANCE
JAIL COMMISSARY	\$ 79,193.04	\$ -	\$ -	\$ 81.61	\$ 79,274.65
2004 GO-REFUNDING	\$ 187,846.08	\$ -	\$ 75,000.00	\$ 132.58	\$ 112,978.66
TOTAL: TREAS FUND	<u>\$ 12,685,126.49</u>	<u>\$ 1,950,000.00</u>	<u>\$ -</u>	<u>\$ 14,532.97</u>	<u>\$ 14,574,659.46</u>
YEAR - TO - DATE INTEREST	BAL FORWARD \$ 38,225.57	CURRENT INT. \$ 14,532.97	BALANCE \$ 52,758.54		
AVG. YEILD FOR FEBRUARY 2018	1.34%	MKT VALUE PER SHARE \$	1.00		

INVESTMENTS-TEX STAR
 PATTY BRENNAN, COOKE COUNTY TREASURER
 FEBRUARY 2018

ACCT NAME	BALANCE FORWARD	DEPOSITS	WITH-DRAWALS	CURRENT INTEREST	ENDING BALANCE
GENERAL	\$ 7,518,590.06	\$ 1,000,000.00	\$ -	\$ 8,583.57	\$ 8,527,173.63
R & B -1	\$ 1,001,713.40	\$ 150,000.00	\$ -	\$ 1,156.80	\$ 1,152,870.20
R & B -2	\$ 448,729.33	\$ 150,000.00	\$ -	\$ 583.33	\$ 599,312.66
R & B -3	\$ 400,061.14	\$ 100,000.00	\$ -	\$ 493.54	\$ 500,554.68
R & B -4	\$ 716,581.70	\$ 150,000.00	\$ -	\$ 861.11	\$ 867,442.81
FM & L	\$ 328,288.32	\$ -	\$ -	\$ 340.45	\$ 328,628.77
ADULT PROBATION	\$ 231,869.26	\$ -	\$ -	\$ 240.46	\$ 232,109.72
PERM IMP	\$ 1,073,156.23	\$ 400,000.00	\$ -	\$ 1,427.53	\$ 1,474,583.76
CC LIBRARY	\$ 25,219.78	\$ -	\$ -	\$ 26.17	\$ 25,245.95
JP- CH SECURITY	\$ 10,117.84	\$ -	\$ -	\$ 10.46	\$ 10,128.30
COURTHOUSE SECURITY	\$ 45,489.30	\$ -	\$ -	\$ 47.18	\$ 45,536.48
RECORDS MANAGEMENT	\$ 25,219.78	\$ -	\$ -	\$ 26.17	\$ 25,245.95
RECORDS PRESERVATION	\$ 55,500.32	\$ -	\$ -	\$ 57.55	\$ 55,557.87
ARCHIVE FEES	\$ 25,224.10	\$ -	\$ -	\$ 26.17	\$ 25,250.27
2012 GO REFUNDING	\$ 177,391.05	\$ -	\$ 75,000.00	\$ 122.26	\$ 102,513.31
STATE FEES	\$ 5,189.46	\$ -	\$ -	\$ 5.42	\$ 5,194.88
DIST ATTY FORFEITURE	\$ 25,121.09	\$ -	\$ -	\$ 26.05	\$ 25,147.14
SHERIFF FORFEITURE	\$ 25,121.09	\$ -	\$ -	\$ 26.05	\$ 25,147.14
TOTAL: TREAS FUND	<u>\$ 12,138,583.25</u>	<u>\$ 1,950,000.00</u>	<u>\$ 75,000.00</u>	<u>\$ 14,060.27</u>	<u>\$ 14,027,643.52</u>
YEAR - TO - DATE INTEREST	BAL FORWARD \$ 35,000.65	CURRENT INT. \$ 14,060.27	BALANCE \$ 49,060.92		
AVG. YEILD FOR FEBRUARY 2018	1.35%	MKT VALUE PER SHARE	\$ 1.00		

INVESTMENTS-LOGIC
PATTY BRENNAN, COOKE COUNTY TREASURER
FEBRUARY 2018

ACCT NAME	BALANCE FORWARD	DEPOSITS	WITH-DRAWALS	CURRENT INTEREST	ENDING BALANCE
GENERAL	\$ 2,019,997.68	\$ 1,000,000.00	\$ -	\$ 3,382.03	\$ 3,023,379.71
R & B -1	\$ 352,727.78	\$ -	\$ -	\$ 430.19	\$ 353,157.97
R & B -2	\$ 201,854.33	\$ -	\$ -	\$ 246.20	\$ 202,100.53
R & B -3	\$ 201,854.33	\$ 50,000.00	\$ -	\$ 292.12	\$ 252,146.45
R & B -4	\$ 201,854.33	\$ 50,000.00	\$ -	\$ 292.12	\$ 252,146.45
FM & L	\$ 100,927.14	\$ -	\$ -	\$ 123.08	\$ 101,050.22
ADULT PROBATION	\$ 151,218.31	\$ -	\$ -	\$ 184.41	\$ 151,402.72
PERM IMP	\$ 305,895.85	\$ -	\$ -	\$ 373.07	\$ 306,268.92
LAW LIBRARY	\$ 25,145.58	\$ -	\$ -	\$ 30.66	\$ 25,176.24
COURTHOUSE SECURITY	\$ 50,463.62	\$ -	\$ -	\$ 61.54	\$ 50,525.16
RECORDS MANAGEMENT	\$ 151,390.75	\$ -	\$ -	\$ 184.62	\$ 151,575.37
RECORDS PRESERVATION	\$ 25,231.72	\$ -	\$ -	\$ 30.78	\$ 25,262.50
ARCHIVE FEES	\$ 25,145.58	\$ -	\$ -	\$ 30.66	\$ 25,176.24
DIST ATTY FORFEITURE	\$ 25,145.58	\$ -	\$ -	\$ 30.66	\$ 25,176.24
SHERIFF FOREITURE	\$ 25,145.58	\$ -	\$ -	\$ 30.66	\$ 25,176.24
2012 GO REFUNDING	\$ 277,621.04	\$ -	\$ 200,000.00	\$ 146.26	\$ 77,767.30
TOTAL: TREAS FUND	<u>\$ 4,141,619.20</u>	<u>\$ 1,100,000.00</u>	<u>\$ 200,000.00</u>	<u>\$ 5,869.06</u>	<u>\$ 5,047,488.26</u>
YEAR - TO - DATE INTEREST	BAL FORWARD	CURRENT INT.	BALANCE		
	\$ 18,923.83	\$ 5,869.06	\$ 24,792.89		
AVG. YIELD FOR FEBRUARY 2018	158.98%	MKT VALUE PER SHARE	\$ 1.00		

Cooke County

Attn: Patty Brennan
101 S. Dixon Street
Gainesville, TX 76240

Depositor Statement

February 1, 2018 - February 28, 2018

Account #: 104791304900

Account at-a-Glance

Beginning Balance	2,003,619.47
+ Net Deposits	0.00
+ Net Accrued Interest ²	1,767.58
Ending Balance	2,005,387.05
Days In Period ⁴	28
Average Daily Balance ⁵	2,003,619.47
Net APY This Period ⁶	1.15%
Available Balance ⁷	2,003,619.47

Depositor Information

Website: www.ficaaccount.com
Support Center: (866) 343-5516

Account Transactions

Description	Date	Amount(USD\$)
No transactions in this period		

Insured Depository Detail

Depository Bank	FDIC Cert#	Balance(USD\$)
Banc of California, National Association	35498	36,433.24
Bank of Hope	26610	4,834.54
Bank of the Ozarks	110	233,388.26
Bar Harbor Bank & Trust	11971	47,679.72
Centennial Bank	11241	2,739.63
Covenant Bank	58502	3,107.32
EagleBank	34742	1,664.52
Equity Bank	25858	58.46
First Bank	58481	99,452.86
First Carolina Bank	35530	10,159.82
First Virginia Community Bank	58696	1,261.70
Fortis Private Bank	34401	21,990.01
Franklin Synergy Bank	58714	247,551.05
Great Western Bank	15289	247,999.46
Guaranty Bank	28670	5,924.22
Happy State Bank	10359	5,998.00
LegacyTexas Bank	58006	26,232.68
MainStreet Bank	57742	7,961.38
Merchants Bank of Indiana	8056	236,058.04

Cooke County

Attn: Patty Brennan
101 S. Dixon Street
Gainesville, TX 76240

Depositor Statement

February 1, 2018 - February 28, 2018

Account #: 104791304900

Depository Bank	FDIC Cert#	Balance(USD\$)
Meridian Bank	57777	2,181.25
Middlefield Banking Company	13716	38,540.66
Midland States Bank	1040	68,595.18
NexBank SSB	29209	61,497.71
Pacific Mercantile Bank	34940	15,396.06
Preferred Bank	33539	78,636.80
Progress Bank and Trust	58719	2,584.03
Provident Bank	90141	27,942.06
SmartBank	58463	95,511.72
Southwest Bank	18812	102,997.31
Sterling National Bank	30337	101,040.75
Texas Capital Bank National Association	34383	7,558.54
United Bank	22858	7,301.51
Washington Trust Company of Westery	23623	8,736.82
WashingtonFirst Bank	57696	144,604.16
Aggregate Net Accrued Interest ³		1,767.58

Total 2,005,387.05

Disclosure Information

1 The Federally Insured Cash Account (FICA) is not a member of the Federal Deposit Insurance Corporation (FDIC), but the banks in which the money is deposited are FDIC members. The FDIC is an independent agency of the U.S. government that protects the funds depositors place in FDIC insured institutions. FDIC deposit insurance is backed by the full faith and credit of the U.S. government.

2 Net Accrued Interest is the estimated amount of the accrued interest earned for the current month less any FICA Fee with respect to such interest. Net Accrued Interest cannot be withdrawn from the account until it is credited to the account. There is no guarantee that the account holder will receive the full amount as stated. Refer to the U.S. Bank Custodial Statement, provided via ficaoapp.com, for further details regarding interest earned and fees charged. Net Accrued Interest is for informational purposes only.

3 Aggregate Net Accrued Interest is the sum of the current month's Net Accrued Interest and any prior period Net Accrued Interest not yet paid.

4 Days In Period ("DIP") is the number of days in the period beginning on, and including the later of, the first day of the month or the business day an initial deposit is received by the FICA Custodian if received on or before 12:00PM EST or the business day immediately following if received after 12:00PM EST, and ending on, and including, the last day of the month. DIP does not include any date on which the balance is zero.

5 Average Daily Balance is the sum of the beginning balance plus any deposits less any withdrawals averaged across number of days in Days In Period.

6 Net APY This Period is the annualized yield that reflects the relationship between the net interest received plus any Net Accrued Interest and the Average Daily Balance for the statement period.

7 Available Balance reflects the amount that can be withdrawn as of the date of the statement. This balance is the Ending Balance less the Aggregate Net Accrued Interest amount.

We encourage you to compare the information provided in our statement with the U.S. Bank custody statement. You may access the U.S. Bank custody statement by calling 1-866-343-5516.

StoneCastle Cash Management, LLC is an SEC Registered Investment Advisor. StoneCastle Cash Management, LLC is an affiliate of StoneCastle Partners, LLC, a leading asset management and financial services company dedicated to investing and serving the community banking sector. Performance data shown represents past performance, and is no guarantee of future results. Rates may change without notice. Please read the Terms and Conditions relating to the FICA program for more complete information and the governing terms of the account. Review your statement for accuracy. If you have any questions regarding your account, contact a FICA representative. Registration with the SEC does not imply a particular level of skill or training.

COMBINED STATEMENT OF CASH POSITION FOR FEBRUARY

FUND NAME	CHECKING ACCOUNT	CHECKING AMOUNT	TDOA ACCOUNT	TDOA AMOUNT	FUND TOTAL
2018 001 GENERAL	TREAS FUND	1,292,802.65	TEXPOOL LOGIC TEXSTAR STONE CERT DEPOS	8,545,457.78 3,023,379.71 8,527,173.63 2,005,387.05 1,750,000.00	25,144,200.82
2018 011 ROAD & BRIDGE 1	TREAS FUND	304,230.98	TEXPOOL LOGIC TEXSTAR STONE	1,167,772.15 353,157.97 1,152,870.20	2,978,031.30
2018 012 ROAD & BRIDGE 2	TREAS FUND	291,528.92	TEXPOOL LOGIC TEXSTAR	614,075.43 202,100.53 599,312.66	1,707,017.54
2018 013 ROAD & BRIDGE 3	TREAS FUND	540,836.67	TEXPOOL LOGIC TEXSTAR	492,177.07 252,146.45 500,554.68	1,785,714.87
2018 014 ROAD & BRIDGE 4	TREAS FUND	145,993.09	TEXPOOL LOGIC TEXSTAR	867,703.55 252,146.45 867,442.81	2,133,285.90
2018 018 CERT2 TIF	TREAS FUND		TEXPOOL LOGIC		
2018 019 FW & LATERAL	TREAS FUND	8,604.85	TEXPOOL LOGIC TEXSTAR	320,991.89 101,050.22 328,628.77	759,275.73
2018 020 TJFC	TREAS FUND	511.81	TEXPOOL LOGIC TEXSTAR	22,592.60	23,104.41
2018 021 JUVENILE PROB-ISP	TREAS FUND	7,277.62	TEXPOOL LOGIC TEXSTAR	4,869.79	12,147.41
2018 022 JUVENILE PROBATION	TREAS FUND	12,532.59	TEXPOOL LOGIC	1,070.48	12,532.59
2018 023 JUVENILE PROB. IV-E	TREAS FUND	6,640.51	TEXPOOL LOGIC TEXSTAR		7,710.99
2018 028 ADULT PROBATION	TREAS FUND	27,545.09	TEXPOOL LOGIC TEXSTAR	226,658.47 151,402.72 232,109.72	637,716.00
2018 029 COMMUNITY CORRECTIONS	TREAS FUND	2,428.87	TEXPOOL LOGIC		2,428.87
2018 031 CONTRACT ELECTIONS	TREAS FUND	4,565.24	TEXPOOL LOGIC		4,565.24
2018 032 DISTRICT CLERK PRESERVATION	TREAS FUND	20,618.72	TEXPOOL LOGIC	10,172.08	

COMBINED STATEMENT OF CASH POSITION FOR FEBRUARY

FUND NAME	CHECKING ACCOUNT	CHECKING AMOUNT	TDOA ACCOUNT	TDOA AMOUNT	FUND TOTAL
2018 033 COUNTY/DISTRICT TECHNOLOGY	FTREAS FUND	2,473.14	TEXPOOL LOGIC TEXSTAR	1,542.96	4,016.10
2018 034 COURT REPORTER	TREAS FUND	4,563.24	TEXPOOL LOGIC TEXSTAR	42,873.70	47,436.94
2018 035 PERMANENT IMPROVEMENT	TREAS FUND	702,156.45-	TEXPOOL LOGIC TEXSTAR STONE	1,459,293.46 306,268.92 1,474,583.76	2,537,989.69
2018 037 LAW ENFORCEMENT ED	TREAS FUND	10,986.40	TEXPOOL LOGIC TEXSTAR	10,169.99	21,156.39
2018 038 JP TECH	TREAS FUND	21,024.36	TEXPOOL LOGIC TEXSTAR	17,094.36	38,118.72
2018 040 LAW LIBRARY	TREAS FUND	32,824.30	TEXPOOL LOGIC TEXSTAR	82,826.61 25,176.24	140,827.15
2018 041 CC LIBRARY FUND	TREAS FUND	19,241.49	TEXPOOL LOGIC TEXSTAR	22,521.19 25,245.95	67,008.63
2018 042 CC HISTORICAL COMM.	TREAS FUND	4,212.61	TEXPOOL LOGIC TEXSTAR	5,105.56 10,128.30	4,212.61
2018 043 JP COURTHOUSE SECURITY	TREAS FUND	3,620.47	TEXPOOL LOGIC TEXSTAR	10,128.30	18,854.33
2018 044 COURTHOUSE SECURITY	TREAS FUND	38,151.36	TEXPOOL LOGIC TEXSTAR	133,972.23 50,525.16 45,536.48	268,185.23
2018 045 FLOOD DAMAGE	TREAS FUND		TEXPOOL LOGIC		
2018 046 CHAPTER 19	TREAS FUND		TEXPOOL		
2018 047 CC RECORDS MANAGEMENT	TREAS FUND	2,041.89	TEXPOOL LOGIC TEXSTAR	117,554.17 151,575.37 25,245.95	2,041.89
2018 048 COUNTY RECORDS MANAGEMENT	TREAS FUND	36,688.31	TEXPOOL LOGIC TEXSTAR		331,063.80
2018 049 CC RECORDS PRESERVATION	TREAS FUND	35,489.19	TEXPOOL LOGIC TEXSTAR	59,737.08 25,262.50 55,557.87	176,046.64

FUND NAME	CHECKING ACCOUNT	CHECKING AMOUNT	TD0A ACCOUNT	TD0A AMOUNT	FUND TOTAL
2018 050 DIST CLERK RECORDS MANAGEMENT	TREAS FUND	23,272.89	TEXPOOL LOGIC	15,261.17	38,534.06
2018 051 DISTRICT CLERK ARCHIVE	TREAS FUND	21,472.02	TEXPOOL LOGIC	4,069.45	25,541.47
2018 052 COUNTY CLERK ARCHIVE FEE	TREAS FUND	26,759.47	TEXPOOL LOGIC	55,377.75	82,137.22
2018 053 CA CHECK COLLECTING	TREAS FUND	1,636.56	TEXPOOL LOGIC	25,176.24	26,812.80
2018 054 DA CHECK COLLECTING	TREAS FUND	75.34	TEXSTAR	25,250.27	25,325.61
2018 055 CO ATTY FORFEITURE	TREAS FUND	24,083.71	TEXPOOL LOGIC	4,585.65	28,669.36
2018 056 DISTRICT ATTY FORFEITURE	TREAS FUND	31,528.00	TEXSTAR	6,222.21	37,750.21
2018 057 D A SEIZURE FUND	TREAS FUND	39,911.15	TEXSTAR	75.34	39,986.49
2018 058 SHERIFF FOREFEITURE	TREAS FUND	98,945.42	TEXPOOL LOGIC	30,561.74	129,507.16
2018 059 JAIL COMMISSARY	TREAS FUND	300,122.55	TEXSTAR	25,176.24	325,298.79
2018 061 2004 GO REFUNDING DEBT SERVITURE	TREAS FUND	98,945.42	TEXSTAR	25,147.14	124,092.56
2018 090 OFFICER'S TRUST	TREAS FUND	1,152.49	TEXPOOL LOGIC	112,978.66	114,131.15
2018 091 LIBRARY TRUST - LIDDELL	TREAS FUND	1,352.29	TEXSTAR	77,767.30	79,119.59
2018 092 LIBRARY TRUST - ROSENSTEIN	TREAS FUND	545,449.54	TEXSTAR	102,513.31	647,962.85
2018 098 PAYROLL CLEARING	TREAS FUND	306.17	TEXSTAR	8,178.10	8,484.27
2018 100 CHILD ABUSE PREVENTION FUND	TREAS FUND	11,034.00	TEXSTAR	5,194.88	16,228.88
2018 101 PRETRIAL DIVERSION	TREAS FUND	39,440.12	TEXSTAR	112,318.40	151,758.52
2018 102 HOTEL OCCUPANCY TAX FUND	TREAS FUND		TEXSTAR	15,000.00	15,000.00
			CERT DEPOS	19,000.00	34,000.00

COMBINED STATEMENT OF CASH POSITION FOR FEBRUARY

FUND NAME	CHECKING ACCOUNT	CHECKING AMOUNT	TDOA ACCOUNT TEXSTAR	TDOA AMOUNT	FUND TOTAL
TOTAL		3,384,987.28		37,439,178.29	40,824,165.57
					39,440.12

CHECK ACCOUNT

ACCOUNT BALANCE - TREAS FUND	2,839,537.74
ACCOUNT BALANCE - PAYROLL	545,449.54
TOTAL	3,384,987.28

TDOA ACCOUNT

ACCOUNT BALANCE - TEXPOOL	14,574,659.46
ACCOUNT BALANCE - LOGIC	5,047,488.26
ACCOUNT BALANCE - TEXSTAR	14,027,643.52
ACCOUNT BALANCE - STONE	2,005,387.05
ACCOUNT BALANCE - CERT DEPOS	1,784,000.00
TOTAL	37,439,178.29

ACCOUNT NAME	BEGINNING CASH BALANCE	CASH RECEIPTS	CASH DISBURSEMENTS	ENDING CASH BALANCE
2018 001 GENERAL	4,906,352.96	2,852,861.40	6,466,411.71	1,292,802.65
CASH ON HAND	1,969.00	.00	.00	1,969.00
CASH INVESTED-TEXPOOL	7,536,910.28	1,008,547.50	.00	8,545,457.78
CASH INVESTED - LOGIC	2,019,997.68	1,003,382.03	.00	3,023,379.71
CASH INVESTED - TEXSTAR	7,518,590.06	1,008,583.57	.00	8,527,173.63
CASH INVESTED - STONE CASTLE	2,003,619.47	1,767.58	.00	2,005,387.05
T-BILLS - INVESTMENTS	.00	.00	.00	.00
CASH INVESTMENT-CD	1,750,000.00	.00	.00	1,750,000.00
FUND TOTALS	25,737,439.45	5,875,142.08	6,466,411.71	25,146,169.82

ACCOUNT NAME	BEGINNING CASH BALANCE	CASH RECEIPTS	CASH DISBURSEMENTS	ENDING CASH BALANCE
2018 011 ROAD & BRIDGE 1	732,886.98	244,147.02	672,803.02	304,230.98
CASH - ROAD & BRIDGE # 1	1,016,607.48	151,164.67	.00	1,167,772.15
CASH INVESTED	352,727.78	430.19	.00	353,157.97
CASH INVESTED - LOGIC	1,001,713.40	151,156.80	.00	1,152,870.20
CASH INVESTED - TEXSTAR	.00	.00	.00	.00
STONE CASTLE	.00	.00	.00	.00
T-BILL INVESTMENTS	.00	.00	.00	.00
FUND TOTALS	3,103,935.64	546,898.68	672,803.02	2,978,031.30

ACCOUNT NAME	BEGINNING CASH BALANCE	CASH RECEIPTS	CASH DISBURSEMENTS	ENDING CASH BALANCE
2018 012 ROAD & BRIDGE 2	674,237.89	244,251.26	626,960.23	291,528.92
CASH - ROAD & BRIDGE # 2	463,480.97	150,594.46	.00	614,075.43
CASH INVESTED	201,854.33	246.20	.00	202,100.53
CASH INVESTED - LOGIC	448,729.33	150,583.33	.00	599,312.66
CASH INVESTED - TEXSTAR	.00	.00	.00	.00
T-BILL INVESTMENTS	.00	.00	.00	.00
FUND TOTALS	1,788,302.52	545,675.25	626,960.23	1,707,017.54

ACCOUNT NAME	BEGINNING CASH BALANCE	CASH RECEIPTS	CASH DISBURSEMENTS	ENDING CASH BALANCE
2018 013 ROAD & BRIDGE 3	603,872.23	476,039.67	539,025.23	540,836.67
CASH - ROAD & BRIDGE # 3	391,695.46	100,481.61	.00	492,177.07
CASH INVESTED	201,854.33	50,292.12	.00	252,146.45
CASH INVESTED - LOGIC	400,061.14	100,493.54	.00	500,554.68
CASH INVESTED - TEXSTAR	.00	.00	.00	.00
T-BILL INVESTMENTS	.00	.00	.00	.00
FUND TOTALS	1,597,453.16	727,306.94	539,025.23	1,785,734.87

ACCOUNT NAME	BEGINNING CASH BALANCE	CASH RECEIPTS	CASH DISBURSEMENTS	ENDING CASH BALANCE
2018 014 ROAD & BRIDGE 4	755,726.17	244,228.63	853,961.71	145,993.09
CASH - ROAD & BRIDGE # 4	716,867.99	150,855.66	.00	867,703.55
CASH INVESTED	50,342.12	150,342.12	50.00	252,146.45
CASH INVESTED - LOGIC	716,581.70	150,861.11	.00	867,442.81
CASH INVESTED - TEXSTAR	.00	.00	.00	.00
T-BILL INVESTMENTS	.00	.00	.00	.00
FUND TOTALS	2,391,010.09	596,287.52	854,011.71	2,133,285.90

ACCOUNT NAME	BEGINNING CASH BALANCE	CASH RECEIPTS	CASH DISBURSEMENTS	ENDING CASH BALANCE
2018 018 CERTZ TIF	.00	.00	.00	.00
CASH - CERTZ TIF	.00	.00	.00	.00
CASH INVESTED	.00	.00	.00	.00
CASH INVESTED - LOGIC	.00	.00	.00	.00
T-BILL INVESTMENT	.00	.00	.00	.00
FUND TOTALS	.00	.00	.00	.00

ACCOUNT NAME	BEGINNING CASH BALANCE	CASH RECEIPTS	CASH DISBURSEMENTS	ENDING CASH BALANCE
2018 019 FM & LATERAL	22,941.23	663.62	15,000.00	8,604.85
CASH - FM & LATERAL	370,661.31	330.58	.00	370,991.89
CASH INVESTED	100,927.14	123.08	.00	101,050.22
CASH INVESTED - LOGIC	328,288.32	340.45	.00	328,628.77
CASH INVESTED - TEXSTAR	.00	.00	.00	.00
T-BILL INVESTMENTS	.00	.00	.00	.00
FUND TOTALS	22,941.23	663.62	15,000.00	8,604.85

ACCOUNT NAME	BEGINNING CASH BALANCE	CASH RECEIPTS	CASH DISBURSEMENTS	ENDING CASH BALANCE
T-BILL INVESTMENT	772,818.00	1,457.73	15,000.00	759,275.73
FUND TOTALS				

2018 020 TUBC	BEGINNING CASH BALANCE	CASH RECEIPTS	CASH DISBURSEMENTS	ENDING CASH BALANCE
CASH - T.J.P.C.	48,747.19	239.14	48,474.52	511.81
CASH INVESTED	22,569.32	23.28	.00	22,592.60
CASH INVESTED - LOGIC	.00	.00	.00	.00
CASH INVESTED - TEXSTAR	.00	.00	.00	.00
FUND TOTALS	71,316.51	262.42	48,474.52	23,104.41

2018 021 JUVENILE PROB-ISP	BEGINNING CASH BALANCE	CASH RECEIPTS	CASH DISBURSEMENTS	ENDING CASH BALANCE
CASH - JUVENILE PROBATION	7,272.22	5.40	.00	7,277.62
INVESTMENTS	4,864.75	5.04	.00	4,869.79
CASH INVESTED - LOGIC	.00	.00	.00	.00
CASH INVESTED - TEXSTAR	.00	.00	.00	.00
FUND TOTALS	12,136.97	10.44	.00	12,147.41

2018 022 JUVENILE PROBATION	BEGINNING CASH BALANCE	CASH RECEIPTS	CASH DISBURSEMENTS	ENDING CASH BALANCE
CASH - JUV. PROB. DIV	12,398.37	134.22	.00	12,532.59
INVESTMENTS	.00	.00	.00	.00
FUND TOTALS	12,398.37	134.22	.00	12,532.59

2018 023 JUVENILE PROB. IV-E	BEGINNING CASH BALANCE	CASH RECEIPTS	CASH DISBURSEMENTS	ENDING CASH BALANCE
CASH - IV-E	6,635.58	4.93	.00	6,640.51
CASH INVESTED	1,069.36	1.12	.00	1,070.48
CASH INVESTED - LOGIC	.00	.00	.00	.00
CASH INVESTED - TEXSTAR	.00	.00	.00	.00
FUND TOTALS	7,704.94	6.05	.00	7,710.99

2018 028 ADULT PROBATION	BEGINNING CASH BALANCE	CASH RECEIPTS	CASH DISBURSEMENTS	ENDING CASH BALANCE
CASH - ADULT PROBATION	124,313.60	30,949.45	127,717.96	27,545.09
CASH ON HAND	75.00	.00	.00	75.00
CASH INVESTED - TEXPOOL	226,425.09	233.38	.00	226,658.47
CASH INVESTED - LOGIC	151,218.31	184.41	.00	151,402.72
CASH INVESTED - TEXSTAR	231,869.26	240.46	.00	232,109.72
FUND TOTALS	733,901.26	31,607.70	127,717.96	637,791.00

2018 029 COMMUNITY CORRECTIONS	BEGINNING CASH BALANCE	CASH RECEIPTS	CASH DISBURSEMENTS	ENDING CASH BALANCE
CASH - COMMUNITY CORRECTI	7,380.79	82.69	5,034.61	2,428.87
INVESTMENTS	.00	.00	.00	.00
CASH INVESTED - LOGIC	.00	.00	.00	.00
FUND TOTALS	7,380.79	82.69	5,034.61	2,428.87

2018 031 CONTRACT ELECTIONS	BEGINNING CASH BALANCE	CASH RECEIPTS	CASH DISBURSEMENTS	ENDING CASH BALANCE
CASH - CONTRACT ELECTIONS	3,867.76	697.48	.00	4,565.24
CASH INVESTED - TEXPOOL	.00	.00	.00	.00
CASH INVESTED - LOGIC	.00	.00	.00	.00
FUND TOTALS	3,867.76	697.48	.00	4,565.24

2018 032 DISTRICT CLERK PRESERVATION	BEGINNING CASH BALANCE	CASH RECEIPTS	CASH DISBURSEMENTS	ENDING CASH BALANCE
CASH - DISTRICT CLERK PRESVATI	23,122.19	423.46	926.93	20,618.72
INVESTMENTS	10,161.57	10.51	.00	10,172.08
CASH INVESTED - LOGIC	.00	.00	.00	.00
CASH INVESTED - TEXSTAR	.00	.00	.00	.00
FUND TOTALS	31,283.76	433.97	926.93	30,790.80

2018 033 COUNTY/DISTRICT TECHNOLOGY FUN	BEGINNING CASH BALANCE	CASH RECEIPTS	CASH DISBURSEMENTS	ENDING CASH BALANCE
CASH - COUNTY/DISTRICT TECH	2,337.88	231.65	96.39	2,473.14

ACCOUNT NAME	BEGINNING CASH BALANCE	CASH RECEIPTS	CASH DISBURSEMENTS	ENDING CASH BALANCE
INVESTMENTS	1,541.28	1.68	.00	1,542.96
CASH INVESTED - LOGIC	.00	.00	.00	.00
CASH INVESTED - TEXSTAR	.00	.00	.00	.00
FUND TOTALS	3,879.16	233.33	96.39	4,016.10

2018 034 COURT REPORTER

CASH -COURT REPORTER FUND	4,442.91	843.04	722.71	4,563.24
INVESTMENTS	42,829.52	44.18	.00	42,873.70
CASH INVESTED - LOGIC	.00	.00	.00	.00
CASH INVESTED - TEXSTAR	.00	.00	.00	.00
FUND TOTALS	47,272.43	887.22	722.71	47,436.94

2018 035 PERMANENT IMPROVEMENT

CASH - PERMANENT IMPROVEM	920,187.93	361,215.12	1,983,559.50	702,156.45
CASH INVESTED	1,057,891.68	401,401.78	.00	1,459,293.46
CASH INVESTED - LOGIC	305,895.85	373.07	.00	306,268.92
CASH INVESTED - TEXSTAR	1,073,156.23	401,427.53	.00	1,474,583.76
STONE CASTLE	.00	.00	.00	.00
T-BILL INVESTMENTS	.00	.00	.00	.00
FUND TOTALS	3,357,131.69	1,164,417.50	1,983,559.50	2,537,989.69

2018 037 LAW ENFORCEMENT ED

CASH - LAW ENFORCEMENT ED	5,101.85	8,287.49	2,402.94	10,986.40
CASH INVESTED	10,159.48	10.51	.00	10,169.99
CASH INVESTED - LOGIC	.00	.00	.00	.00
CASH INVESTED - TEXSTAR	.00	.00	.00	.00
FUND TOTALS	15,261.33	8,298.00	2,402.94	21,156.39

2018 038 JP TECH

CASH - J P TECH FUND	19,883.08	1,635.87	494.59	21,024.36
INVESTMENTS	17,076.72	17.64	.00	17,094.36
CASH INVESTED - LOGIC	.00	.00	.00	.00
CASH INVESTED - TEXSTAR	.00	.00	.00	.00
FUND TOTALS	36,959.80	1,653.51	494.59	38,118.72

2018 040 LAW LIBRARY

CASH - LAW LIBRARY	31,732.22	1,530.71	438.63	32,824.30
CASH INVESTED	82,741.32	85.29	.00	82,826.61
CASH INVESTED - LOGIC	25,145.58	30.66	.00	25,176.24
CASH INVESTED - TEXSTAR	.00	.00	.00	.00
FUND TOTALS	139,619.12	1,646.66	438.63	140,827.15

2018 041 CC LIBRARY FUND

CASH - COOKE COUNTY LIBRA	18,447.31	1,799.86	1,005.68	19,241.49
CASH INVESTED	22,498.01	23.18	.00	22,521.19
CASH INVESTED - LOGIC	.00	.00	.00	.00
CASH INVESTED - TEXSTAR	25,219.78	26.17	.00	25,245.95
T-BILL INVESTMENTS	.00	.00	.00	.00
FUND TOTALS	66,155.10	1,849.21	1,005.68	67,008.63

2018 042 CC HISTORICAL COM.

CASH - COOKE CO. HISTORIC	4,209.48	3.13	.00	4,212.61
FUND TOTALS	4,209.48	3.13	.00	4,212.61

2018 043 JP COURTHOUSE SECURITY

CASH - JP COURTHOUSE SECURITY	3,212.75	407.72	.00	3,620.47
CASH INVESTED	5,100.33	5.23	.00	5,105.56

ACCOUNT NAME	BEGINNING CASH BALANCE	CASH RECEIPTS	CASH DISBURSEMENTS	ENDING CASH BALANCE
2018 044 COURTHOUSE SECURITY				
CASH - COURTHOUSE SECURITY	38,755.20	2,390.40	2,994.24	38,151.36
CASH INVESTED - LOGIC	133,834.28	137.95	.00	133,972.23
CASH INVESTED - TEXSTAR	50,463.62	61.54	.00	50,525.16
FUND TOTALS	43,489.30	47.18	.00	45,536.48
	268,542.40	2,637.07	2,994.24	268,185.23

2018 045 FLOOD DAMAGE				
CASH - FLOOD DAMAGE	.00	.00	.00	.00
CASH INVESTED - TEXPOOL	.00	.00	.00	.00
CASH INVESTED - LOGIC	.00	.00	.00	.00
FUND TOTALS	.00	.00	.00	.00

2018 046 CHAPTER 19				
CASH - CHAPTER 19	.00	.00	.00	.00
INVESTMENTS	.00	.00	.00	.00
FUND TOTALS	.00	.00	.00	.00

2018 047 CC RECORDS MANAGEMENT				
CASH - CC RECORDS MANAGEMENT	1,927.38	114.51	.00	2,041.89
INVESTMENTS - TEXPOOL	.00	.00	.00	.00
FUND TOTALS	1,927.38	114.51	.00	2,041.89

2018 048 COUNTY RECORDS MANAGEMENT				
CASH - RECORDS MANAGEMENT	35,355.05	1,851.26	518.00	36,688.31
CASH INVESTED - TEXPOOL	117,433.08	121.09	.00	117,554.17
CASH INVESTED - LOGIC	151,390.75	184.62	.00	151,575.37
CASH INVESTED - TEXSTAR	25,219.78	26.17	.00	25,245.95
FUND TOTALS	329,398.66	2,183.14	518.00	331,063.80

2018 049 CC RECORDS PRESERVATION				
CASH - RECORDS PRESERVATION	28,900.12	6,589.07	.00	35,489.19
CASH INVESTED - TEXPOOL	59,675.55	61.53	.00	59,737.08
CASH INVESTED - LOGIC	25,231.72	30.78	.00	25,262.50
CASH INVESTED - TEXSTAR	55,500.32	57.55	.00	55,557.87
FUND TOTALS	169,307.71	6,738.93	.00	176,046.64

2018 050 DIST CLERK RECORDS MANAGEMENT				
CASH - D C RECORDS MANAGEMENT	22,953.14	319.75	.00	23,272.89
CASH INVESTED	15,245.47	15.70	.00	15,261.17
CASH INVESTED - LOGIC	.00	.00	.00	.00
CASH INVESTED - TEXSTAR	.00	.00	.00	.00
FUND TOTALS	38,198.61	335.45	.00	38,534.06

2018 051 DISTRICT CLERK ARCHIVE				
DISTRICT CLERK ARCHIVE	21,181.25	290.77	.00	21,472.02
INVESTMENTS	4,065.25	4.20	.00	4,069.45
CASH INVESTED - LOGIC	.00	.00	.00	.00
CASH INVESTED - TEXSTAR	.00	.00	.00	.00
FUND TOTALS	25,246.50	294.97	.00	25,541.47

2018 052 COUNTY CLERK ARCHIVE FEE				
CASH - RECORDS ARCHIVE	27,389.41	5,990.06	6,620.00	26,759.47

ACCOUNT NAME	BEGINNING CASH BALANCE	CASH RECEIPTS	CASH DISBURSEMENTS	ENDING CASH BALANCE
2018 053 CA CHECK COLLECTING				
CASH - CHECK COLLECTING 6	1,748.26	.00	111.70-	1,636.56
CASH INVESTED	4,580.91	4.74	.00	4,585.65
CASH INVESTED - LOGIC	.00	.00	.00	.00
CASH INVESTED - TEXSTAR	.00	.00	.00	.00
FUND TOTALS	6,329.17	4.74	111.70-	6,222.21
2018 054 DA CHECK COLLECTING				
CASH - DA CHECK COLLECTING	75.34	.00	.00	75.34
CASH INVESTED	.00	.00	.00	.00
FUND TOTALS	75.34	.00	.00	75.34
2018 055 CO ATTY FORFEITURE				
FUND TOTALS	.00	.00	.00	.00
2018 056 DISTRICT ATTY FORFEITURE				
CASH - D.A. FORFEITURE FU	24,550.80	317.91	785.00-	24,083.71
CASH INVESTED - TEXPOOL	30,530.25	31.49	.00	30,561.74
CASH INVESTED - LOGIC	25,145.58	30.66	.00	25,176.24
CASH INVESTED - TEXSTAR	25,121.09	26.05	.00	25,147.14
FUND TOTALS	105,347.72	406.11	785.00-	104,968.83
2018 057 D A SEIZURE FUND				
CASH - SEIZURE-LAW	31,828.00	.00	300.00-	31,528.00
INVESTMENTS	.00	.00	.00	.00
FUND TOTALS	31,828.00	.00	300.00-	31,528.00
2018 058 SHERIFF FORFEITURE				
CASH - SHERIFF FORFEITURE	58,697.71	58.46	18,845.02-	39,911.15
INVESTMENTS	38,100.41	39.28	.00	38,139.69
CASH INVESTED - LOGIC	25,145.58	30.66	.00	25,176.24
CASH INVESTED - TEXSTAR	25,121.09	26.05	.00	25,147.14
FUND TOTALS	147,064.79	154.45	18,845.02-	128,374.22
2018 059 JAIL COMMISSARY				
CASH - JAIL COMMISSARY	37,533.32	6,321.57	687.25-	43,167.64
CASH INVESTED - TEXPOOL	79,193.04	81.61	.00	79,274.65
CASH INVESTED - LOGIC	.00	.00	.00	.00
CASH INVESTED - TEXSTAR	.00	.00	.00	.00
FUND TOTALS	116,726.36	6,403.18	687.25-	122,442.29
2018 061 2004 GO REPUNDING DEBT SERVICE				
CASH - 2004 GO REPUNDING D/S	172,661.36-	472,783.91	.00	300,122.55
CASH INVESTED	187,846.08	132.58	75,000.00-	112,978.66
CASH INVESTED - LOGIC	277,621.04	146.26	200,000.00-	77,767.30
CASH INVESTED - TEXSTAR	177,391.05	122.26	75,000.00-	102,513.31
T-BILL INVESTMENTS	.00	.00	.00	.00
FUND TOTALS	470,196.81	473,185.01	350,000.00-	593,381.82
2018 088 STATE FEES				
CASH - STATE FEES	41,523.32	57,435.96	13.86-	98,945.42
CASH INVESTED	8,169.66	8.44	.00	8,178.10

ACCOUNT NAME	BEGINNING CASH BALANCE	CASH RECEIPTS	CASH DISBURSEMENTS	ENDING CASH BALANCE
2018 090 OFFICER'S TRUST				
CASH INVESTED - LOGIC	5,189.46	5.42	.00	5,194.88
CASH INVESTED - TEXSTAR	54,882.44	57,449.82	13.86	112,318.40
FUND TOTALS				
CASH-OFFICERS TRUST	.00	.00	.00	.00
CASH INVESTED	.00	.00	.00	.00
CASH INVESTED - LOGIC	.00	.00	.00	.00
FUND TOTALS	.00	.00	.00	.00
2018 091 LIBRARY TRUST - LIDDELL				
CASH-LIBRARY TRUST/LIDDELL	1,388.51	.00	236.02	1,152.49
CD INVESTMENT	15,000.00	.00	.00	15,000.00
FUND TOTALS	16,388.51	.00	236.02	16,152.49
2018 092 LIBRARY TRUST - ROSENSTEIN				
CASH-LIBRARY TRUST/ROSENSTEIN	1,885.91	.00	533.62	1,352.29
CD INVESTMENT	19,000.00	.00	.00	19,000.00
FUND TOTALS	20,885.91	.00	533.62	20,352.29
2018 098 PAYROLL CLEARING				
CASH - PAYROLL CLEARING	.00	960,408.44	414,958.90	545,449.54
INVESTMENTS	.00	.00	.00	.00
FUND TOTALS	.00	960,408.44	414,958.90	545,449.54
2018 100 CHILD ABUSE PREVENTION FUND				
CASH-CHILD ABUSE PREVENTION	303.81	2.36	.00	306.17
CASH INVESTED	.00	.00	.00	.00
FUND TOTALS	303.81	2.36	.00	306.17
2018 101 PRETRIAL DIVERSION				
CASH-PRETRIAL DIVERSION	11,034.00	.00	.00	11,034.00
CASH INVESTED	.00	.00	.00	.00
CASH INVESTED - LOGIC	.00	.00	.00	.00
FUND TOTALS	11,034.00	.00	.00	11,034.00
2018 102 HOTEL OCCUPANCY TAX FUND				
CASH - HOTEL OCCUPANCY TAX	31,336.65	8,103.47	.00	39,440.12
CASH INVESTED - TEXPOOL	.00	.00	.00	.00
CASH INVESTED - LOGIC	.00	.00	.00	.00
CASH INVESTED - TEXSTAR	.00	.00	.00	.00
FUND TOTALS	31,336.65	8,103.47	.00	39,440.12
GRAND TOTALS	41,937,958.80	11,029,940.74	12,141,689.97	40,826,209.57