


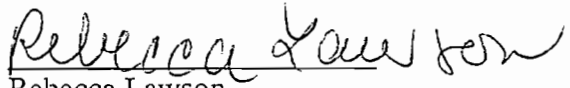
FINANCIAL REPORTS

October 2017


In accordance with Local Government Code 114.026, this affidavit states the current cash and reports in the custody of the county treasurer as of this date of October 31, 2017.



Jason Brinkley,
Cooke County Judge




Rebecca Lawson,
Cooke County Clerk




Gary Hollowell,
Commissioner Pct. #1

B. C. Lemons,
Commissioner Pct. #2



John Klement,
Commission Pct. #3




Leon Klement,
Commissioner Pct. #4

FILED FOR RECORD

17 DEC 12 PM 3:47

REBECCA LAWSON
COUNTY CLERK, COOKE CO. TX

BY  DEPUTY

AFFIDAVIT

STATE OF TEXAS

COUNTY OF COOKE

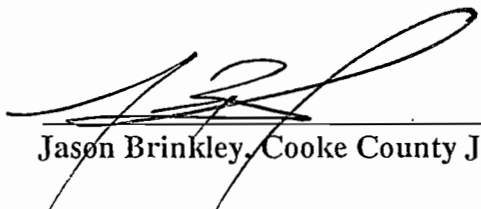
The members of the Commissioners' Court of Cooke County, Texas, state as follows:

The requirement of Subsection (C) of the Texas Local Government Code, §114.026 have been met for the term of October, 2017. The amount of cash and other assets in the custody of the County Treasurer at the time of examination are:

Cash (includes on hand, money market accounts, and short term investments) \$ 29,956,642.16

Other Assets (long term investments) \$ 0.00.

Sworn to and subscribed this 11 day of December, 2017.




Jason Brinkley, Cooke County Judge




Gary Hollowell, Commissioner, Pct 1

B. C. Lemons, Commissioner, Pct 2




John Klement, Commissioner, Pct 3




Leon Klement, Commissioner, Pct 4

ATTEST:



Rebecca Lawson, County Clerk

FILED FOR RECORD
17 DEC 12 PM 3:47
REBECCA LAWSON
COUNTY CLERK, COOKE CO. TX
BY  DEPUTY



MONTHLY REPORT

OCTOBER 2017

PATTY BRENNAN

COOKE COUNTY TREASURER

PRIOR MONTH ENDING BANK STATEMENT BALANCE	\$214,512.12	
CLEARED DEPOSITS	\$944,563.53	3
CLEARED ADDITIONS	\$.00	
CLEARED CHECKS	\$331,924.92-	56
CLEARED DEDUCTIONS	\$688,000.17-	5

CURRENT MONTH ENDING BANK STATEMENT BALANCE \$139,150.56

CURRENT MONTH ENDING BANK STATEMENT BALANCE	\$139,150.56	
OUTSTANDING DEPOSITS	\$.00	
OUTSTANDING ADDITIONS	\$.00	
OUTSTANDING CHECKS	\$8,034.89-	9
OUTSTANDING DEDUCTIONS	\$.00	

RECONCILED BOOK BALANCE \$131,115.67

ENDING STATEMENT DATE 10/31/2017 CLERK: PB

PRIOR MONTH ENDING BANK STATEMENT BALANCE	\$5,009,928.92	
CLEARED DEPOSITS	\$986,398.10	217
CLEARED ADDITIONS	\$64,838.37	2
CLEARED CHECKS	\$2,139,519.33-	451
CLEARED DEDUCTIONS	\$7,075.96-	4

CURRENT MONTH ENDING BANK STATEMENT BALANCE \$3,914,570.10

CURRENT MONTH ENDING BANK STATEMENT BALANCE	\$3,914,570.10	
OUTSTANDING DEPOSITS	\$195,169.37	3
OUTSTANDING ADDITIONS	\$.00	
OUTSTANDING CHECKS	\$854,683.60-	424
OUTSTANDING DEDUCTIONS	\$.00	

RECONCILED BOOK BALANCE \$3,255,055.87

ENDING STATEMENT DATE 09/30/2017 CLERK: PB



PROSPERITY BANK®

EL CAMPO, TX

Pledge Security Listing

October 31, 2017



HilltopBancSystems
A Division of Hilltop Securities.

ID	CUSIP	Description	Safekeeping Location	Safekeeping Receipt	Coupon	Maturity Date	Call Date	Moody	S&P	Fitch	ASC 320	Face Amount	Current Par	Current Book Value	Market Value	Gain(Loss)
COOKE COUNTY																
2047	3128MBNA1	FHLMC G12885	FHLB	x	5.00	06/01/2021		AAA	AA+	AAA	HTM	157,950	4,570.67	4,570.61	4,722.53	151.92
2107	31410G5S8	FNMA 889257	FHLB	x	5.00	04/01/2021		AAA	AA+	AAA	HTM	105,405	2,792.78	2,792.78	2,881.65	88.88
3643	3128MMQX4	FHLMC G18469	FHLB		2.00	06/01/2028		AAA	AA+	AAA	HTM	212,158	118,469.47	118,802.20	116,470.30	(2,331.90)
Total for COOKE COUNTY												475,513	125,832.92	126,165.59	124,074.48	(2,091.10)



A Division of Hilltop Securities.

Although the information in this report has been obtained from sources believed to be reliable, its accuracy cannot be guaranteed.

10/31/2017 3:18:38 PM

report

PAGE 1 10/31/17 19:38:09
HOLDINGS BAPN032N
CC3 PROD

FEDERAL RESERVE BANK PLEDGEE

DISTRB PT J1
AS OF CLOSE OF BUSINESS 10-31-2017

PLEDGEE: COOKE COUNTY J7BM INSTITUTION ID: #J7BM
100 S. DIXON
RM. 106

GAINESVILLE TX 76240

HOLDER : 081500862 - LANDMARK BANK RESP FRB:H1

ACCOUNT: J7BM - *COOKE COUNTY

CUSIP # BVF PAR

BALANCE	BOOK VALUE		
31300LVH5	FMAR 848716 G	01-01-37	0.3556983500
200,000.00	71,139.67		
3133TTX48	FGRA 2326ZQ 06/15/31	06-15-31	0.1137649500
300,000.00	34,129.49		
3133XDVS7	5.25 FHLB 20 EK	12-11-20	1.0000000000
700,000.00	700,000.00		
313378CR0	2.25 FHLB 22 KW	03-11-22	1.0000000000
5,000,000.00	5,000,000.00		
313380GJ0	2.00 FHLB 22 WX	09-09-22	1.0000000000
1,000,000.00	1,000,000.00		
3136ACLE9	FNRM RC025BD R13F025	03-25-33	0.5163957900
1,400,000.00	722,954.11		
3136ACU25	FNRM RC015DC R13F015	03-25-33	0.54440421200
500,000.00	272,021.06		
3136AKJK0	FNRM CL041CM R14F041	06-25-40	0.5965876700
1,000,000.00	596,587.67		
3137B1CT7	FGRM 4195LH 12/15/31	12-15-31	0.5099559700
600,000.00	305,973.58		
31392WB41	FGRM 2512PG 10/15/22	10-15-22	0.1662624500
400,000.00	66,504.98		
31394H2Q3	FGRM 2662DH 08/15/23	08-15-23	0.4822575900
1,200,000.00	578,709.11		
31395HVM9	FGRA 2896BZ 11/15/34	11-15-34	1.0762877400
200,000.00	215,257.55		
38374F2L7	GNRM 2004-24 ZM	04-20-34	0.9474547817
700,000.00	663,218.35		
			SUBTOTAL:
13,200,000.00	10,226,495.57		
			GRAND TOTAL:
13,200,000.00	10,226,495.57		

Pledge Inventory Report

Landmark Bank
Columbia, MO
FROM 10/1/2017 TO 10/31/2017

Customer ID: 5961
Report Date: 11/1/2017
PAS Rep: Vance Roe
Account Rep: Bob Fitzpatrick

Cusip Ticket	Description Location Code/Name	Maturity Date Group	Intent Coupon	S&P Moody	Market Price Dt Maturity (Yr)	Original Face Par	Book Value Market Value
Pledged: J7BM - COOKE COUNTY							
313378CR0 956483	FED HOME LN BK FED - FEDERAL RESERVE BANK	03/11/2022 AGY	AFS 2.25000	AA+ Aaa	10/31/2017 4.36	5,000,000.00 5,000,000.00	5,051,900.44 5,024,800.10
313380GJ0 988741	FED HOME LN BK FED - FEDERAL RESERVE BANK	09/09/2022 AGY	AFS 2.00000	AA+ Aaa	10/31/2017 4.86	1,000,000.00 1,000,000.00	1,000,000.00 995,800.02
3133XDVS7 933583	FED HOME LN BK FED - FEDERAL RESERVE BANK	12/11/2020 AGY	AFS 5.25000	AA+ Aaa	10/31/2017 3.12	700,000.00 700,000.00	767,541.09 771,980.98
31300LVH5 851172	FHLMC ARM POOI #8487 FED - FEDERAL RESERVE BANK	01/01/2037 MB3	AFS 3.32100		10/31/2017 19.18	200,000.00 71,139.67	75,863.75 74,875.21
3133TTX48 783451	fhlmc remic ser 2326 FED - FEDERAL RESERVE BANK	06/15/2031 MB4	AFS 6.50000	NR	10/31/2017 13.63	300,000.00 34,129.49	38,162.75 38,364.47
3136ACLE9 879680	FNM13025 BD FED - FEDERAL RESERVE BANK	03/25/2033 MB4	AFS 2.00000	Nr	10/31/2017 15.41	1,400,000.00 722,954.11	705,678.08 713,007.43
3136ACU25 881004	FNM13015 DC FED - FEDERAL RESERVE BANK	03/25/2033 MB4	AFS 2.00000	Nr	10/31/2017 15.41	500,000.00 272,021.06	265,951.77 265,666.84
3136AKJK0 916714	FNR 2014-41 CM FED - FEDERAL RESERVE BANK	06/25/2040 MB4	AFS 1.50000	Nr	10/31/2017 22.67	1,000,000.00 596,587.67	572,588.60 583,139.73
3137B1CT7 882621	FHL4195 LH FED - FEDERAL RESERVE BANK	12/15/2031 MB4	AFS 1.50000	Nr	10/31/2017 14.13	600,000.00 305,973.58	296,556.57 298,858.84
31392WB41 719835	FHL2512 PG FED - FEDERAL RESERVE BANK	10/15/2022 MB4	AFS 5.50000	NR	10/31/2017 4.96	400,000.00 66,504.98	70,011.10 70,192.08
31394H2Q3 887207	FHL2662 DH FED - FEDERAL RESERVE BANK	08/15/2023 MB4	AFS 5.00000	NR	10/31/2017 5.79	1,200,000.00 578,709.11	610,126.97 608,289.89
31395HVM9 856892	FHL2896 BZ FED - FEDERAL RESERVE BANK	11/15/2034 MB4	AFS 5.00000	Nr	10/31/2017 17.05	200,000.00 215,257.55	233,644.07 230,720.65
38374F2L7 844136	GNM04024 ZM FED - FEDERAL RESERVE BANK	04/20/2034 MB4	AFS 5.00000	Nr	10/31/2017 16.48	700,000.00 663,218.35	732,912.92 738,482.24

This report reflects information submitted to us by the customer. It is not intended to be used as the official record of safekeeping location and/or pledged holdings. This information should be provided by the customer's safekeeper.

Pledge Inventory Report

Landmark Bank
Columbia, MO
FROM 10/1/2017 TO 10/31/2017

Customer ID: 5961
Report Date: 11/1/2017
PAS Rep: Vance Roe
Account Rep: Bob Fitzpatrick

Cusip	Description	Maturity Date	Intent	S&P	Market Price Dt	Original Face	Book Value
Ticket	Location Code/Name	Group	Coupon	Moody	Maturity (Yr)	Par	Market Value
13	Total Pledged: J7BM - COOKE COUNTY					13,200,000.00	10,420,938.11
						10,226,495.57	10,414,178.48

This report reflects information submitted to us by the customer. It is not intended to be used as the official record of safekeeping location and/or pledged holdings. This information should be provided by the customer's safekeeper.

Landmark Bank, N.A.
 Cooke County
 As of: Tuesday, October 31, 2017

Detail Section:

<u>Account No.</u>	<u>Balance</u>	<u>Int Rate</u>	<u>Type</u>	<u>Officer</u>
28002408	\$0	0.00%	TDSV	R1B
28002416	\$0	0.00%	TDSV	R1B
28900090	\$139,151	0.00%	CK	R1B
28900287	\$4,775,305	0.70%	CK	R1B
28900325	\$2,500	0.00%	CK	R1B
28900333	\$0	0.00%	CK	R1B
28900341	\$0	0.00%	CK	R1B
28900368	\$87,043	0.70%	CK	R1B
28900376	\$169,507	0.00%	CK	R1B
28900384	\$1,975	0.00%	CK	R1B
28900392	\$625	0.00%	CK	R1B
28900406	\$33,193	0.00%	CK	R1B
28900414	\$225	0.00%	CK	R1B
28900422	\$0	0.00%	CK	R1B
28900449	\$0	0.00%	CK	R1B
28900457	\$0	0.00%	CK	R1B
28900465	\$0	0.00%	CK	R1B
28900481	\$590,512	0.00%	CK	R1B
28900511	\$2,935	0.00%	CK	R1B
28900538	\$2,026	0.00%	CK	R1B
28901259	\$12,870	0.00%	CK	ELE
28901593	\$0	0.00%	CK	JDH
4170003539	\$59,950	0.00%	CK	R1B
4170009684	\$0	0.00%	CK	R1B
4170009700	\$1,742	0.00%	CK	R1B
4170013934	\$0	0.00%	CK	JDH
4170023065	\$0	0.00%	CK	R1B
4170045332	\$13,552	0.00%	CK	T1G
4170049177	\$0	0.00%	CK	T1G
4170056479	\$521,385	0.00%	CK	T1G
4170056487	\$5,500	0.00%	CK	T1G
4170800744	\$0	0.00%	TDSV	JDH
4170800751	\$0	0.00%	TDSV	JDH
4170801528	\$0	0.00%	TDSV	R1B
4170801536	\$0	0.00%	TDSV	R1B
4170802286	\$0	0.00%	TDSV	JDH
4170802294	\$0	0.00%	TDSV	JDH
4170802849	\$0	0.00%	TDSV	JDH

4170802856	\$0	0.00%	TDSV	JDH
4170803896	\$0	0.00%	TDSV	R1B
4170803904	\$0	0.00%	TDSV	R1B
4170804019	\$0	0.00%	TDSV	R1B
4170804142	\$0	0.00%	TDSV	R1B
4170804159	\$0	0.00%	TDSV	R1B
4170804415	\$0	0.00%	TDSV	T1G
4170804423	\$0	0.00%	TDSV	T1G
4170804761	\$0	0.00%	TDSV	T1G
4170804779	\$0	0.00%	TDSV	T1G
4170805073	\$0	0.00%	TDSV	T1G
4170805081	\$0	0.00%	TDSV	T1G
4170805198	\$8,000	1.05%	TDSV	JDH
4170805677	\$0	0.00%	TDSV	T1G
4170805685	\$0	0.00%	TDSV	T1G
4170806451	\$7,500	0.80%	TDSV	T1G
4170806469	\$7,500	0.80%	TDSV	T1G
4170806691	\$500,000	1.24%	TDSV	T1G
4170806709	\$500,000	1.24%	TDSV	T1G

Collateral Section:

<u>Description / LOC No.</u>	<u>Amount</u>	<u>Maturity Date</u>
Securities - Market Value	\$10,414,178	(See add'l report)

Pledge Report Summary:

Total Deposits	\$	7,442,992
Plus Additional Coverage (per Agreement)	\$	0
Total Collateral Needed	\$	<u>7,442,992</u>
Collateral Pledged	\$	10,414,178
FDIC Insurance	\$	250,000
Total Collateral Provided	\$	<u>10,664,178</u>
Total Public Funding Excess / (Needed)	\$	<u><u>3,221,186</u></u>

C.D. INVESTMENTS

LANDMARK BANK

October 2017

<u>C.D.#</u>	<u>PURCHASE DATE</u>	<u>AMOUNT</u>	<u>MAT. DATE</u>
GEN/4170806691	May 26, 2017	500,000.00	May 26, 2018
GEN/4170806709	May 26, 2017	500,000.00	May 26, 2018
Library – Liddell 6451	Jan 17, 2017	7,500.00	Jan 17, 2019
Library – Liddell 6469	Jan 17, 2017	7,500.00	Jan 17, 2019
Library _ Rosenstein 5099	Sept 12, 2017	11,000.00	Dec 12, 2020
Library – Rosenstein 5198	Sept 16, 2014	8,000.00	Dec 16, 2017

INT. EARNED MONTHLY:

2-Gen CD's @ 1.24%
2-Liddell CD's @ .80%
2-Rosenstein CD's @ 1.05%

Interest is deposited into the Treasurer's Fund. The 2 Gen CDs' interest is deposited monthly, and the 4 Library's CDs' interest is deposited quarterly.

PROSPERITY BANK

GEN/14401708	Sept 17, 2017	250,000.00	Sept 17, 2019
--------------	---------------	------------	---------------

INT. EARNED MONTHLY:

Gen CD @ .90%

Interest accrues monthly and is deposited monthly with depository bank into the Treasurer's Fund.

C.D. INVESTMENTS

THE FIRST STATE BANK

October 2017

<u>C.D.#</u>	<u>PURCHASE DATE</u>	<u>AMOUNT</u>	<u>MAT. DATE</u>
GEN/71445	Sept 17, 2017	250,000.00	Sept 17, 2019

INT. EARNED MONTHLY:

Gen CD @ .90%

Interest accrues monthly and is deposited monthly with depository bank into the Treasurer's Fund.

MUENSTER STATE BANK

GEN/2129	Sept 17, 2017	250,000.00	Sept 17, 2019
----------	---------------	------------	---------------

INT. EARNED MONTHLY:

Gen CD @ .90%

Interest accrues monthly and is deposited monthly with depository bank into the Treasurer's Fund.

Cooke County

Attn: Patty Brennan
101 S. Dixon Street
Gainesville, TX 76240

Depositor Statement

October 1, 2017 - October 31, 2017

Account #: 104791304900

Account at-a-Glance

Beginning Balance	2,007,669.25
+ Net Deposits	0.00
+ Net Accrued Interest ²	1,534.64
Ending Balance	2,009,203.89
Days In Period ⁴	31
Average Daily Balance ⁵	2,007,669.25
Net APY This Period ⁶	0.9000
Available Balance ⁷	2,007,669.25

Depositor Information

Website: www.ficaaccount.com

Support Center: (866) 343-5516

Account Transactions

Description	Date	Amount(USD\$)
-------------	------	---------------

No transactions in this period

Insured Depository Detail

Depository Bank	FDIC Cert:#	Balance(USD\$)
American National Bank	19300	2,659.16
Apex Bank	9176	1,096.10
Bank of England	13303	3,597.32
Bank of Hope	26610	9,569.16
Bank of New England	24540	100,155.32
Bank of the Ozarks	110	247,553.60
BankUnited National Association	58979	3,613.08
Bankers Bank of Kansas	27351	1,343.90
Bar Harbor Bank & Trust	11971	4,438.96
Brunswick Bank and Trust Company	20220	1,147.80
CIT Bank, National Association	58978	8,237.08
Capital Bank National Association	35278	1,628.88
Chattahoochee Bank of Georgia	58810	1,202.94
Citizens Banking Company	12982	11,720.21
ConnectOne Bank	57919	2,102.80
Covenant Bank	58502	1,902.12
EagleBank	34742	2,177.96
Farmers Exchange Bank	15118	1,677.32
Farmers Trust and Savings Bank	14195	3,315.12

Cooke County

Attn: Patty Brennan
 101 S. Dixon Street
 Gainesville, TX 76240

Depositor Statement

October 1, 2017 - October 31, 2017

Account #: 104791304900

Depository Bank	FDIC Cert#	Balance(USD\$)
Fidelity Bank	30895	1,510.92
First Bank	12229	1,167.42
First Community Bank	57903	4,496.32
First Community Financial Bank	58769	2,426.80
First Internet Bank of Indiana	34607	1,887.72
First National Bank of Long Island	7072	7,527.04
First State Bank	13622	10,314.38
First Virginia Community Bank	58696	4,470.44
Fortis Private Bank	34401	26,749.93
Franklin Synergy Bank	58714	106,103.87
Great Western Bank	15289	247,999.84
Guaranty Bank	28670	2,803.48
Happy State Bank	10359	99,418.83
IBERIABANK	28100	2,450.90
Investar Bank	58316	2,584.20
Lake City Bank	13102	1,750.26
LegacyTexas Bank	58006	113,347.68
Merchants Bank of Indiana	8056	219,305.53
Meridian Bank	57777	11,419.77
Middlefield Banking Company	13716	2,061.34
Mutual Federal Savings Bank of Plymouth	29755	1,876.46
National Bank of Commerce	57764	5,154.74
NewBank	58203	1,543.10
NexBank SSB	29209	95,806.79
Northern Bank & Trust Company	18266	9,554.10
Open Bank	57944	9,903.00
Pacific Enterprise Bank	58415	5,980.32
Pacific Mercantile Bank	34940	232,689.46
Provident Bank	90141	50,019.39
Riverview Bank	7598	5,332.68
ServisFirst Bank	57993	3,996.24
Southern States Bank	58558	2,587.26
Southwest Bank	18812	49,596.69
Stonegate Bank	57934	11,424.82
Texas Capital Bank National Association	34383	45,022.30
Third Coast Bank SSB	58716	4,132.70
Washington Trust Company of Westerly	23623	6,380.12
WashingtonFirst Bank	57696	187,733.58
Aggregate Net Accrued Interest ³		1,534.64

Total 2,009,203.89

Disclosure Information

Cooke County

Attn: Patty Brennan
101 S. Dixon Street
Gainesville, TX 76240

Depositor Statement

October 1, 2017 - October 31, 2017

Account #: 104791304900

1 The Federally Insured Cash Account ® ("FICA") is not a member of the Federal Deposit Insurance Corporation ("FDIC"), but the banks in which the money is deposited are FDIC members. The FDIC is an independent agency of the U.S. government that protects the funds depositors place in FDIC insured institutions. FDIC deposit insurance is backed by the full faith and credit of the U.S. government.

2 Net Accrued Interest is the estimated amount of the accrued interest earned for the current month less any FICA Fee with respect to such interest. Net Accrued Interest cannot be withdrawn from the account until it is credited to the account. There is no guarantee that the account holder will receive the full amount as stated. Refer to the U.S. Bank Custodial Statement, provided via ficaaccount.com, for further details regarding interest earned and fees charged. Net Accrued Interest is for informational purposes only.

3 Aggregate Net Accrued Interest is the sum of the current month's Net Accrued Interest and any prior period Net Accrued Interest not yet paid.

4 Days In Period ("DIP") is the number of days in the period beginning on, and including the later of, the first day of the month or the business day an initial deposit is received by the FICA Custodian if received on or before 12:00PM EST or the business day immediately following if received after 12:00PM EST, and ending on, and including, the last day of the month. DIP does not include any date on which the balance is zero.

5 Average Daily Balance is the sum of the beginning balance plus any deposits less any withdrawals averaged across number of days in Days In Period.

6 Net APY This Period is the annualized yield that reflects the relationship between the net interest received plus any Net Accrued Interest and the Average Daily Balance for the statement period.

7 Available Balance reflects the amount that can be withdrawn as of the date of the statement. This balance is the Ending Balance less the Aggregate Net Accrued Interest amount.

We encourage you to compare the information provided in our statement with the U.S. Bank custody statement. You may access the U.S. Bank custody statement by calling 1-866-343-5516.

StoneCastle Cash Management, LLC is an SEC Registered Investment Advisor. StoneCastle Cash Management, LLC is an affiliate of StoneCastle Partners, LLC, a leading asset management and financial services company dedicated to investing and serving the community banking sector. Performance data shown represents past performance, and is no guarantee of future results. Rates may change without notice. Please read the Terms and Conditions relating to the FICA program for more complete information and the governing terms of the account. Review your statement for accuracy. If you have any questions regarding your account, contact a FICA representative. Registration with the SEC does not imply a particular level of skill or training.

**INVESTMENTS-TEX STAR
PATTY BRENNAN, COOKE COUNTY TREASURER
OCTOBER 2017**

ACCT NAME	BALANCE FORWARD	DEPOSITS	WITH- DRAWALS	CURRENT INTEREST	ENDING BALANCE
GENERAL	\$ 5,496,400.28	\$ -	\$ -	\$ 4,893.16	\$ 5,501,293.44
R & B -1	\$ 698,987.12	\$ -	\$ -	\$ 622.29	\$ 699,609.41
R & B -2	\$ 347,377.97	\$ -	\$ -	\$ 309.26	\$ 347,687.23
R & B -3	\$ 498,500.05	\$ -	\$ 50,000.00	\$ 404.98	\$ 448,905.03
R & B -4	\$ 614,471.88	\$ -	\$ 50,000.00	\$ 508.18	\$ 564,980.06
FM & L	\$ 302,149.87	\$ -	\$ -	\$ 268.98	\$ 302,418.85
ADULT PROBATION	\$ 181,164.68	\$ -	\$ -	\$ 161.27	\$ 181,325.95
PERM IMP	\$ 721,479.18	\$ -	\$ 450,000.00	\$ 292.82	\$ 271,772.00
CC LIBRARY	\$ 25,122.58	\$ -	\$ -	\$ 22.35	\$ 25,144.93
JP- CH SECURITY	\$ 10,078.82	\$ -	\$ -	\$ 8.98	\$ 10,087.80
COURTHOUSE SECURITY	\$ 45,313.97	\$ -	\$ -	\$ 40.34	\$ 45,354.31
RECORDS MANAGEMENT	\$ 25,122.58	\$ -	\$ -	\$ 22.35	\$ 25,144.93
RECORDS PRESERVATION	\$ 30,361.63	\$ -	\$ -	\$ 27.01	\$ 30,388.64
ARCHIVE FEES	\$ 25,126.89	\$ -	\$ -	\$ 22.36	\$ 25,149.25
2012 GO REFUNDING	\$ 176,707.26	\$ -	\$ -	\$ 157.33	\$ 176,864.59
STATE FEES	\$ 5,169.48	\$ -	\$ -	\$ 4.63	\$ 5,174.11
DIST ATTY FORFEITURE	\$ 25,024.18	\$ -	\$ -	\$ 22.29	\$ 25,046.47
SHERIFF FORFEITURE	\$ 25,024.18	\$ -	\$ -	\$ 22.29	\$ 25,046.47
TOTAL: TREAS FUND	\$ 9,253,582.60	\$ -	\$ 550,000.00	\$ 7,810.87	\$ 8,711,393.47
YEAR - TO - DATE INTEREST	BAL FORWARD	CURRENT INT.	BALANCE		
	\$ -	\$ 7,810.87	\$ 7,810.87		
AVG. YEILD FOR OCTOBER 2017	1.05%	MKT VALUE PER SHARE	\$ 1.00		

**INVESTMENTS-LOGIC
PATTY BRENNAN, COOKE COUNTY TREASURER
OCTOBER 2017**

ACCT NAME	BALANCE FORWARD	DEPOSITS	WITH- DRAWALS	CURRENT INTEREST	ENDING BALANCE
GENERAL	\$ 2,010,700.46	\$ -	\$ -	\$ 2,193.46	\$ 2,012,893.92
R & B -1	\$ 351,104.31	\$ -	\$ -	\$ 383.02	\$ 351,487.33
R & B -2	\$ 200,925.25	\$ -	\$ -	\$ 219.21	\$ 201,144.46
R & B -3	\$ 200,925.25	\$ -	\$ -	\$ 219.21	\$ 201,144.46
R & B -4	\$ 200,925.25	\$ -	\$ -	\$ 219.21	\$ 201,144.46
FM & L	\$ 100,462.64	\$ -	\$ -	\$ 109.58	\$ 100,572.22
ADULT PROBATION	\$ 150,522.31	\$ -	\$ -	\$ 164.20	\$ 150,686.51
PERM IMP	\$ 1,004,626.38	\$ -	\$ 800,000.00	\$ 335.77	\$ 204,962.15
LAW LIBRARY	\$ 25,029.84	\$ -	\$ -	\$ 27.32	\$ 25,057.16
COURTHOUSE SECURITY	\$ 50,231.33	\$ -	\$ -	\$ 54.82	\$ 50,286.15
RECORDS MANAGEMENT	\$ 150,693.95	\$ -	\$ -	\$ 164.40	\$ 150,858.35
RECORDS PRESERVATION	\$ 25,115.61	\$ -	\$ -	\$ 27.37	\$ 25,142.98
ARCHIVE FEES	\$ 25,029.84	\$ -	\$ -	\$ 27.32	\$ 25,057.16
DIST ATTY FORFEITURE	\$ 25,029.84	\$ -	\$ -	\$ 27.32	\$ 25,057.16
SHERIFF FOREITURE	\$ 25,029.84	\$ -	\$ -	\$ 27.32	\$ 25,057.16
2012 GO REFUNDING	\$ 276,343.27	\$ -	\$ -	\$ 301.47	\$ 276,644.74
TOTAL: TREAS FUND	\$ 4,822,695.37	\$ -	\$ 800,000.00	\$ 4,501.00	\$ 4,027,196.37

YEAR - TO - DATE INTEREST	BAL FORWARD	CURRENT INT.	BALANCE
	\$ -	\$ 4,501.00	\$ 4,501.00
AVG. YEILD FOR OCTOBER 2017	1.28%	MKT VALUE PER SHARE	\$ 1.00

INVESTMENTS-TEXPOOL
PATTY BRENNAN, COOKE COUNTY TREASURER
OCTOBER 2017

ACCT NAME	BALANCE FORWARD	DEPOSITS	WITH- DRAWALS	CURRENT INTEREST	ENDING BALANCE
GENERAL	\$ 5,514,761.24	\$ -	\$ -	\$ 4,832.60	\$ 5,519,593.84
R & B -1	\$ 1,012,710.92	\$ -	\$ -	\$ 887.43	\$ 1,013,598.35
R & B -2	\$ 312,268.54	\$ -	\$ -	\$ 273.66	\$ 312,542.20
R & B -3	\$ 539,807.42	\$ -	\$ -	\$ 473.05	\$ 540,280.47
R & B -4	\$ 514,852.47	\$ -	\$ -	\$ 451.18	\$ 515,303.65
FM & L	\$ 369,335.09	\$ -	\$ -	\$ 323.65	\$ 369,658.74
STATE FUNDS	\$ 8,138.36	\$ -	\$ -	\$ 7.13	\$ 8,145.49
TJPC	\$ 5,057.88	\$ -	\$ 2,500.00	\$ 2.45	\$ 2,560.33
DIST CLK PRESERVATION	\$ 10,122.50	\$ -	\$ -	\$ 8.96	\$ 10,131.46
COUNTY/DIST TECH	\$ 1,535.55	\$ -	\$ -	\$ 1.24	\$ 1,536.79
ADULT PROB	\$ 175,745.22	\$ -	\$ -	\$ 154.03	\$ 175,899.25
JUV-ISP	\$ 4,845.99	\$ -	\$ -	\$ 4.34	\$ 4,850.33
COURT REP	\$ 42,665.39	\$ -	\$ -	\$ 37.37	\$ 42,702.76
PERM IMP	\$ 606,322.97	\$ -	\$ 450,000.00	\$ 187.77	\$ 156,510.74
LAW ENFORCEMENT ED	\$ 10,120.45	\$ -	\$ -	\$ 8.92	\$ 10,129.37
JP-CH SECURITY	\$ 5,080.94	\$ -	\$ -	\$ 4.34	\$ 5,085.28
DIST CLK RECORDS MGMT	\$ 15,187.01	\$ -	\$ -	\$ 13.33	\$ 15,200.34
DIST CLK ARCHIVE	\$ 4,049.65	\$ -	\$ -	\$ 3.46	\$ 4,053.11
COUNTY ATTY CHECK COLLECT	\$ 4,563.32	\$ -	\$ -	\$ 4.03	\$ 4,567.35
JUV PROB-IVE	\$ 1,065.22	\$ -	\$ -	\$ 0.93	\$ 1,066.15
LAW LIBRARY	\$ 82,424.20	\$ -	\$ -	\$ 72.20	\$ 82,496.40
JP TECH	\$ 17,011.36	\$ -	\$ -	\$ 14.88	\$ 17,026.24
C H SECURITY	\$ 133,321.29	\$ -	\$ -	\$ 116.80	\$ 133,438.09
REC MGMT	\$ 116,982.97	\$ -	\$ -	\$ 102.53	\$ 117,085.50
REC PRESV	\$ 34,521.33	\$ -	\$ -	\$ 30.24	\$ 34,551.57
LIBRARY	\$ 22,411.79	\$ -	\$ -	\$ 19.62	\$ 22,431.41
ARCHIVE	\$ 55,108.66	\$ -	\$ -	\$ 48.27	\$ 55,156.93
DIST ATTY FORFEITURE	\$ 30,413.25	\$ -	\$ -	\$ 26.67	\$ 30,439.92
SHERIFF FORFEITURE	\$ 37,954.33	\$ -	\$ -	\$ 33.26	\$ 37,987.59

INVESTMENTS-TEXPOOL
PATTY BRENNAN, COOKE COUNTY TREASURER
OCTOBER 2017

ACCT NAME	BALANCE FORWARD	DEPOSITS	WITH- DRAWALS	CURRENT INTEREST	ENDING BALANCE
JAIL COMMISSARY	\$ 78,889.48	\$ -	\$ -	\$ 69.09	\$ 78,958.57
2004 GO-REFUNDING	\$ 187,126.13	\$ -	\$ -	\$ 163.98	\$ 187,290.11
TOTAL: TREAS FUND	<u>\$ 9,954,400.92</u>	<u>\$ -</u>	<u>\$ 452,500.00</u>	<u>\$ 8,377.41</u>	<u>\$ 9,510,278.33</u>
YEAR - TO - DATE INTEREST	BAL FORWARD	CURRENT INT.	BALANCE		
	\$ -	\$ 8,377.41	\$ 8,377.41		
AVG. YEILD FOR OCTOBER 2017	1.03%	MKT VALUE PER SHARE	\$ 1.00		

FUND NAME	CHECKING ACCOUNT	CHECKING AMOUNT	TDOA ACCOUNT	TDOA AMOUNT	FUND TOTAL
2018 001 GENERAL	TREAS FUND	1,354,306.42	TEXPOOL LOGIC TEXSTAR STONE CERT DEPOS	5,519,593.84 2,012,893.92 5,501,293.44 2,009,203.89 1,750,000.00	18,147,291.51
2018 011 ROAD & BRIDGE 1	TREAS FUND	228,419.02	TEXPOOL LOGIC TEXSTAR STONE	1,013,598.35 351,487.33 699,609.41	2,293,114.11
2018 012 ROAD & BRIDGE 2	TREAS FUND	116,965.91	TEXPOOL LOGIC TEXSTAR	312,542.20 201,144.46 347,687.23	978,339.80
2018 013 ROAD & BRIDGE 3	TREAS FUND	117,744.47	TEXPOOL LOGIC TEXSTAR	540,280.47 201,144.46 448,905.03	1,308,074.43
2018 014 ROAD & BRIDGE 4	TREAS FUND	137,108.19	TEXPOOL LOGIC TEXSTAR	515,303.65 201,144.46 564,980.06	1,418,536.36
2018 018 CERTZ TIF	TREAS FUND		TEXPOOL LOGIC		
2018 019 FM & LATERAL	TREAS FUND	46,477.35	TEXPOOL LOGIC TEXSTAR	369,658.74 100,572.22 302,418.85	819,127.16
2018 020 TJPC	TREAS FUND	23,232.44-	TEXPOOL LOGIC TEXSTAR	2,560.33	20,672.11-
2018 021 JUVENILE PROB-ISP	TREAS FUND	7,256.91	TEXPOOL LOGIC TEXSTAR	4,850.33	12,107.24
2018 022 JUVENILE PROBATION	TREAS FUND	12,026.75	TEXPOOL		12,026.75
2018 023 JUVENILE PROB. IV-E	TREAS FUND	6,620.90	TEXPOOL LOGIC TEXSTAR	1,066.15	7,687.05
2018 028 ADULT PROBATION	TREAS FUND	73,347.90	TEXPOOL LOGIC TEXSTAR	175,899.25 150,686.51 181,325.95	581,259.61
2018 029 COMMUNITY CORRECTIONS	TREAS FUND	11,852.26	TEXPOOL LOGIC		11,852.26
2018 031 CONTRACT ELECTIONS	TREAS FUND	3,860.41	TEXPOOL LOGIC		3,860.41
2018 032 DISTRICT CLERK PRESERVATION	TREAS FUND	23,390.33	TEXPOOL LOGIC	10,131.46	

FUND NAME	CHECKING ACCOUNT	CHECKING AMOUNT	TDOA ACCOUNT	TDOA AMOUNT	FUND TOTAL
			TEXSTAR		33,521.79
2018 033 COUNTY/DISTRICT TECHNOLOGY FTREAS FUND		1,570.83	TEXPOOL LOGIC TEXSTAR	1,536.79	3,107.62
2018 034 COURT REPORTER	TREAS FUND	3,511.94	TEXPOOL LOGIC TEXSTAR	42,702.76	46,214.70
2018 035 PERMANENT IMPROVEMENT	TREAS FUND	1,909,461.36	TEXPOOL LOGIC TEXSTAR STONE	156,510.74 204,962.15 271,772.00	2,542,706.25
2018 037 LAW ENFORCEMENT ED	TREAS FUND	6,444.40	TEXPOOL LOGIC TEXSTAR	10,129.37	16,573.77
2018 038 JP TECH	TREAS FUND	17,475.97	TEXPOOL LOGIC TEXSTAR	17,026.24	34,502.21
2018 040 LAW LIBRARY	TREAS FUND	29,904.19	TEXPOOL LOGIC TEXSTAR	82,496.40 25,057.16	137,457.75
2018 041 CC LIBRARY FUND	TREAS FUND	18,958.92	TEXPOOL LOGIC TEXSTAR	22,431.41 25,144.93	66,535.26
2018 042 CC HISTORICAL COMM.	TREAS FUND	4,174.66			4,174.66
2018 043 JP COURTHOUSE SECURITY	TREAS FUND	2,224.59	TEXPOOL LOGIC TEXSTAR	5,085.28 10,087.80	17,397.67
2018 044 COURTHOUSE SECURITY	TREAS FUND	31,597.69	TEXPOOL LOGIC TEXSTAR	133,438.09 50,286.15 45,354.31	260,676.24
2018 045 FLOOD DAMAGE	TREAS FUND		TEXPOOL LOGIC		
2018 046 CHAPTER 19	TREAS FUND		TEXPOOL		
2018 047 CC RECORDS MANAGEMENT	TREAS FUND	1,588.53	TEXPOOL		1,588.53
2018 048 COUNTY RECORDS MANAGEMENT	TREAS FUND	37,116.14	TEXPOOL LOGIC TEXSTAR	117,085.50 150,858.35 25,144.93	330,204.92
2018 049 CC RECORDS PRESERVATION	TREAS FUND	54,164.65	TEXPOOL LOGIC TEXSTAR	34,551.57 25,142.98 30,388.64	144,247.84

FUND NAME	CHECKING ACCOUNT	CHECKING AMOUNT	TDOA ACCOUNT	TDOA AMOUNT	FUND TOTAL
2018 050 DIST CLERK RECORDS MANAGEMENT	TREAS FUND	21,720.63	TEXPOOL LOGIC TEXSTAR	15,200.34	36,920.97
2018 051 DISTRICT CLERK ARCHIVE	TREAS FUND	23,103.36	TEXPOOL LOGIC TEXSTAR	4,053.11	27,156.47
2018 052 COUNTY CLERK ARCHIVE FEE	TREAS FUND	36,854.65	TEXPOOL LOGIC TEXSTAR	55,156.93 25,057.16 25,149.25	142,217.99
2018 053 CA CHECK COLLECTING	TREAS FUND	1,617.62	TEXPOOL LOGIC TEXSTAR	4,567.35	6,184.97
2018 054 DA CHECK COLLECTING	TREAS FUND	75.34	TEXPOOL		75.34
2018 055 CO ATTY FORFEITURE					
2018 056 DISTRICT ATTY FORFEITURE	TREAS FUND	21,703.52	TEXPOOL LOGIC TEXSTAR	30,439.92 25,057.16 25,046.47	102,247.07
2018 057 D A SEIZURE FUND	TREAS FUND	36,145.00	TEXPOOL		36,145.00
2018 058 SHERIFF FORFEITURE	TREAS FUND	55,055.40	TEXPOOL LOGIC TEXSTAR	37,987.59 25,057.16 25,046.47	143,146.62
2018 059 JAIL COMMISSARY	TREAS FUND	36,772.08	TEXPOOL LOGIC TEXSTAR	78,958.57	115,730.65
2018 061 2004 GO REFUNDING DEBT SERVITREAS FUND	TREAS FUND	66,754.54	TEXPOOL LOGIC TEXSTAR	187,290.11 276,644.74 176,864.59	707,553.98
2018 088 STATE FEES	TREAS FUND	39,088.63	TEXPOOL LOGIC TEXSTAR	8,145.49 5,174.11	52,408.23
2018 090 OFFICER'S TRUST	TREAS FUND		TEXPOOL		
2018 091 LIBRARY TRUST -- LIDDELL	TREAS FUND	1,355.28	CERT DEPOS	15,000.00	16,355.28
2018 092 LIBRARY TRUST - ROSENSTEIN	TREAS FUND	1,890.91	CERT DEPOS	19,000.00	20,890.91
2018 098 PAYROLL CLEARING	PAYROLL	944,563.53			944,563.53
2018 100 CHILD ABUSE PREVENTION FUND	TREAS FUND	299.85	TEXPOOL		299.85
2018 101 PRETRIAL DIVERSION	TREAS FUND	10,474.00	TEXPOOL		10,474.00
2018 102 HOTEL OCCUPANCY TAX FUND	TREAS FUND	1,293.41	TEXPOOL LOGIC		

COMBINED STATEMENT OF CASH POSITION FOR OCTOBER

FUND NAME	CHECKING ACCOUNT	CHECKING AMOUNT	TDOA ACCOUNT	TDOA AMOUNT	FUND TOTAL
			TEXSTAR		1,293.41
		-----		-----	-----
TOTAL		5,533,106.00		26,042,072.06	31,575,178.06

CHECK ACCOUNT	CHECK
ACCOUNT BALANCE - TREAS FUND	4,588,542.47
ACCOUNT BALANCE - PAYROLL	944,563.53
	<hr/>
TOTAL	5,533,106.00
TDOA ACCOUNT	TDOA
ACCOUNT BALANCE - TEXPOOL	9,510,278.33
ACCOUNT BALANCE - LOGIC	4,027,196.37
ACCOUNT BALANCE - TEXSTAR	8,711,393.47
ACCOUNT BALANCE - STONE	2,009,203.89
ACCOUNT BALANCE - CERT DEPOS	1,784,000.00
	<hr/>
TOTAL	26,042,072.06

ACCOUNT NAME	BEGINNING CASH BALANCE	CASH RECEIPTS	CASH DISBURSEMENTS	ENDING CASH BALANCE
2018 001 GENERAL				
CASH - GENERAL FUND	2,129,308.21	1,180,144.40	1,955,146.19-	1,354,306.42
CASH ON HAND	1,779.00	.00	.00	1,779.00
CASH INVESTED-TEXPOOL	5,514,761.24	4,832.60	.00	5,519,593.84
CASH INVESTED - LOGIC	2,010,700.46	2,193.46	.00	2,012,893.92
CASH INVESTED - TEXSTAR	5,496,400.28	4,893.16	.00	5,501,293.44
CASH INVESTED - STONE CASTLE	2,007,669.25	1,534.64	.00	2,009,203.89
T-BILLS - INVESTMENTS	.00	.00	.00	.00
CASH INVESTMENT-CD	1,750,000.00	.00	.00	1,750,000.00
FUND TOTALS	18,910,618.44	1,193,598.26	1,955,146.19-	18,149,070.51
2018 011 ROAD & BRIDGE 1				
CASH - ROAD & BRIDGE # 1	269,241.34	82,413.88	123,236.20-	228,419.02
CASH INVESTED	1,012,710.92	887.43	.00	1,013,598.35
CASH INVESTED - LOGIC	351,104.31	383.02	.00	351,487.33
CASH INVESTED - TEXSTAR	698,987.12	622.29	.00	699,609.41
STONE CASTLE	.00	.00	.00	.00
T-BILL INVESTMENTS	.00	.00	.00	.00
FUND TOTALS	2,332,043.69	84,306.62	123,236.20-	2,293,114.11
2018 012 ROAD & BRIDGE 2				
CASH - ROAD & BRIDGE # 2	129,108.72	79,681.38	91,824.19-	116,965.91
CASH INVESTED	312,268.54	273.66	.00	312,542.20
CASH INVESTED - LOGIC	200,925.25	219.21	.00	201,144.46
CASH INVESTED - TEXSTAR	347,377.97	309.26	.00	347,687.23
T-BILL INVESTMENTS	.00	.00	.00	.00
FUND TOTALS	989,680.48	80,483.51	91,824.19-	978,339.80
2018 013 ROAD & BRIDGE 3				
CASH - ROAD & BRIDGE # 3	121,426.21	132,539.60	136,221.34-	117,744.47
CASH INVESTED	539,807.42	473.05	.00	540,280.47
CASH INVESTED - LOGIC	200,925.25	219.21	.00	201,144.46
CASH INVESTED - TEXSTAR	498,500.05	404.98	50,000.00-	448,905.03
T-BILL INVESTMENTS	.00	.00	.00	.00
FUND TOTALS	1,360,658.93	133,636.84	186,221.34-	1,308,074.43
2018 014 ROAD & BRIDGE 4				
CASH - ROAD & BRIDGE # 4	102,479.22	132,845.10	98,216.13-	137,108.19
CASH INVESTED - TEXPOOL	514,852.47	451.18	.00	515,303.65
CASH INVESTED - LOGIC	200,925.25	219.21	.00	201,144.46
CASH INVESTED - TEXSTAR	614,471.88	508.18	50,000.00-	564,980.06
T-BILL INVESTMENTS	.00	.00	.00	.00
FUND TOTALS	1,432,728.82	134,023.67	148,216.13-	1,418,536.36
2018 018 CERTZ TIF				
CASH - CERTZ TIF	.00	.00	.00	.00
CASH INVESTED	.00	.00	.00	.00
CASH INVESTED - LOGIC	.00	.00	.00	.00
T-BILL INVESTMENT	.00	.00	.00	.00
FUND TOTALS	.00	.00	.00	.00
2018 019 FM & LATERAL				
CASH - F M & LATERAL	46,267.86	209.49	.00	46,477.35
CASH INVESTED	369,335.09	323.65	.00	369,658.74
CASH INVESTED - LOGIC	100,462.64	109.58	.00	100,572.22
CASH INVESTED - TEXSTAR	302,149.87	268.98	.00	302,418.85

ACCOUNT NAME	BEGINNING CASH BALANCE	CASH RECEIPTS	CASH DISBURSEMENTS	ENDING CASH BALANCE
T-BILL INVESTMENT	.00	.00	.00	.00
FUND TOTALS	818,215.46	911.70	.00	819,127.16
2018 020 TJPC				
CASH - T.J.P.C.	135.94	2,976.15	26,344.53-	23,232.44-
CASH INVESTED	5,057.88	2.45	2,500.00-	2,560.33
CASH INVESTED - LOGIC	.00	.00	.00	.00
CASH INVESTED - TEXSTAR	.00	.00	.00	.00
FUND TOTALS	5,193.82	2,978.60	28,844.53-	20,672.11-
2018 021 JUVENILE PROB-ISP				
CASH - JUVENILE PROBATION INVESTMENTS	7,248.99	7.92	.00	7,256.91
CASH INVESTED - LOGIC	4,845.99	4.34	.00	4,850.33
CASH INVESTED - TEXSTAR	.00	.00	.00	.00
FUND TOTALS	12,094.98	12.26	.00	12,107.24
2018 022 JUVENILE PROBATION				
CASH - JUV. PROB. DIV INVESTMENTS	11,898.73	128.02	.00	12,026.75
FUND TOTALS	11,898.73	128.02	.00	12,026.75
2018 023 JUVENILE PROB. IV-E				
CASH - IV-E	6,613.68	7.22	.00	6,620.90
CASH INVESTED	1,065.22	.93	.00	1,066.15
CASH INVESTED - LOGIC	.00	.00	.00	.00
CASH INVESTED - TEXSTAR	.00	.00	.00	.00
FUND TOTALS	7,678.90	8.15	.00	7,687.05
2018 028 ADULT PROBATION				
CASH - ADULT PROBATION	66,659.09	34,150.77	27,461.96-	73,347.90
CASH ON HAND	75.00	.00	.00	75.00
CASH INVESTED - TEXPOOL	175,745.22	154.03	.00	175,899.25
CASH INVESTED - LOGIC	150,522.31	164.20	.00	150,686.51
CASH INVESTED - TEXSTAR	181,164.68	161.27	.00	181,325.95
FUND TOTALS	574,166.30	34,630.27	27,461.96-	581,334.61
2018 029 COMMUNITY CORRECTIONS				
CASH - COMMUNITY CORRECTI INVESTMENTS	16,536.76	.00	4,684.50-	11,852.26
CASH INVESTED - LOGIC	.00	.00	.00	.00
FUND TOTALS	16,536.76	.00	4,684.50-	11,852.26
2018 031 CONTRACT ELECTIONS				
CASH - CONTRACT ELECTIONS	3,856.20	4.21	.00	3,860.41
CASH INVESTED - TEXPOOL	.00	.00	.00	.00
CASH INVESTED - LOGIC	.00	.00	.00	.00
FUND TOTALS	3,856.20	4.21	.00	3,860.41
2018 032 DISTRICT CLERK PRESERVATION				
CASH - DISTRICT CLERK PRESVATI INVESTMENTS	24,183.95	435.83	1,229.45-	23,390.33
CASH INVESTED - LOGIC	10,122.50	8.96	.00	10,131.46
CASH INVESTED - TEXSTAR	.00	.00	.00	.00
FUND TOTALS	34,306.45	444.79	1,229.45-	33,521.79
2018 033 COUNTY/DISTRICT TECHNOLOGY FUN				
CASH - COUNTY/DISTRICT TECH	1,351.39	219.44	.00	1,570.83

ACCOUNT NAME	BEGINNING CASH BALANCE	CASH RECEIPTS	CASH DISBURSEMENTS	ENDING CASH BALANCE
INVESTMENTS	1,535.55	1.24	.00	1,536.79
CASH INVESTED - LOGIC	.00	.00	.00	.00
CASH INVESTED - TEXSTAR	.00	.00	.00	.00
FUND TOTALS	2,886.94	220.68	.00	3,107.62
2018 034 COURT REPORTER				
CASH - COURT REPORTER FUND	2,934.73	723.09	145.88-	3,511.94
INVESTMENTS	42,665.39	37.37	.00	42,702.76
CASH INVESTED - LOGIC	.00	.00	.00	.00
CASH INVESTED - TEXSTAR	.00	.00	.00	.00
FUND TOTALS	45,600.12	760.46	145.88-	46,214.70
2018 035 PERMANENT IMPROVEMENT				
CASH - PERMANENT IMPROVEM	205,284.35	3,383,110.81	1,678,933.80-	1,909,461.36
CASH INVESTED	606,322.97	187.77	450,000.00-	156,510.74
CASH INVESTED - LOGIC	1,004,626.38	335.77	800,000.00-	204,962.15
CASH INVESTED - TEXSTAR	721,479.18	292.82	450,000.00-	271,772.00
STONE CASTLE	.00	.00	.00	.00
T-BILL INVESTMENTS	.00	.00	.00	.00
FUND TOTALS	2,537,712.88	3,383,927.17	3,378,933.80-	2,542,706.25
2018 037 LAW ENFORCEMENT ED				
CASH - LAW ENFORCEMENT ED	6,436.77	7.63	.00	6,444.40
CASH INVESTED	10,120.45	8.92	.00	10,129.37
CASH INVESTED - LOGIC	.00	.00	.00	.00
CASH INVESTED - TEXSTAR	.00	.00	.00	.00
FUND TOTALS	16,557.22	16.55	.00	16,573.77
2018 038 JP TECH				
CASH - J P TECH FUND	16,700.92	1,393.96	618.91-	17,475.97
INVESTMENTS	17,011.36	14.88	.00	17,026.24
CASH INVESTED - LOGIC	.00	.00	.00	.00
CASH INVESTED - TEXSTAR	.00	.00	.00	.00
FUND TOTALS	33,712.28	1,408.84	618.91-	34,502.21
2018 040 LAW LIBRARY				
CASH - LAW LIBRARY	29,010.36	1,311.57	417.74-	29,904.19
CASH INVESTED	82,424.20	72.20	.00	82,496.40
CASH INVESTED - LOGIC	25,029.84	27.32	.00	25,057.16
CASH INVESTED - TEXSTAR	.00	.00	.00	.00
FUND TOTALS	136,464.40	1,411.09	417.74-	137,457.75
2018 041 CC LIBRARY FUND				
CASH - COOKE COUNTY LIBRA	20,166.26	1,718.54	2,925.88-	18,958.92
CASH INVESTED	22,411.79	19.62	.00	22,431.41
CASH INVESTED - LOGIC	.00	.00	.00	.00
CASH INVESTED - TEXSTAR	25,122.58	22.35	.00	25,144.93
T-BILL INVESTMENTS	.00	.00	.00	.00
FUND TOTALS	67,700.63	1,760.51	2,925.88-	66,535.26
2018 042 CC HISTORICAL COMM.				
CASH - COOKE CO. HISTORIC	4,170.11	4.55	.00	4,174.66
FUND TOTALS	4,170.11	4.55	.00	4,174.66
2018 043 JP COURTHOUSE SECURITY				
CASH - JP COURTHOUSE SECURITY	4,917.56	348.03	3,041.00-	2,224.59
CASH INVESTED	5,080.94	4.34	.00	5,085.28

ACCOUNT NAME	BEGINNING CASH BALANCE	CASH RECEIPTS	CASH DISBURSEMENTS	ENDING CASH BALANCE
CASH INVESTED - LOGIC	.00	.00	.00	.00
CASH INVESTED - TEXSTAR	10,078.82	8.98	.00	10,087.80
FUND TOTALS	20,077.32	361.35	3,041.00-	17,397.67
2018 044 COURTHOUSE SECURITY				
CASH - COURTHOUSE SECURIT	35,108.60	2,280.36	5,791.27-	31,597.69
CASH INVESTED	133,321.29	116.80	.00	133,438.09
CASH INVESTED - LOGIC	50,231.33	54.82	.00	50,286.15
CASH INVESTED - TEXSTAR	45,313.97	40.34	.00	45,354.31
FUND TOTALS	263,975.19	2,492.32	5,791.27-	260,676.24
2018 045 FLOOD DAMAGE				
CASH - FLOOD DAMAGE	.00	.00	.00	.00
CASH INVESTED - TEXPOOL	.00	.00	.00	.00
CASH INVESTED - LOGIC	.00	.00	.00	.00
FUND TOTALS	.00	.00	.00	.00
2018 046 CHAPTER 19				
CASH - CHAPTER 19	.00	.00	.00	.00
INVESTMENTS	.00	.00	.00	.00
FUND TOTALS	.00	.00	.00	.00
2018 047 CC RECORDS MANAGEMENT				
CASH - CC RECORDS MANAGEMENT	1,492.51	96.02	.00	1,588.53
INVESTMENTS - TEXPOOL	.00	.00	.00	.00
FUND TOTALS	1,492.51	96.02	.00	1,588.53
2018 048 COUNTY RECORDS MANAGEMENT				
CASH - RECORDS MANAGEMENT	37,522.62	1,714.69	2,121.17-	37,116.14
CASH INVESTED - TEXPOOL	116,982.97	102.53	.00	117,085.50
CASH INVESTED - LOGIC	150,693.95	164.40	.00	150,858.35
CASH INVESTED - TEXSTAR	25,122.58	22.35	.00	25,144.93
FUND TOTALS	330,322.12	2,003.97	2,121.17-	330,204.92
2018 049 CC RECORDS PRESERVATION				
CASH - RECORDS PRESERVATI	46,532.86	7,631.79	.00	54,164.65
CASH INVESTED -TEXPOOL	34,521.33	30.24	.00	34,551.57
CASH INVESTED - LOGIC	25,115.61	27.37	.00	25,142.98
CASH INVESTED - TEXSTAR	30,361.63	27.01	.00	30,388.64
FUND TOTALS	136,531.43	7,716.41	.00	144,247.84
2018 050 DIST CLERK RECORDS MANAGEMENT				
CASH - D C RECORDS MANAGEMENT	21,369.42	351.21	.00	21,720.63
CASH INVESTED	15,187.01	13.33	.00	15,200.34
CASH INVESTED - LOGIC	.00	.00	.00	.00
CASH INVESTED - TEXSTAR	.00	.00	.00	.00
FUND TOTALS	36,556.43	364.54	.00	36,920.97
2018 051 DISTRICT CLERK ARCHIVE				
DISTRICT CLERK ARCHIVE	22,748.50	354.86	.00	23,103.36
INVESTMENTS	4,049.65	3.46	.00	4,053.11
CASH INVESTED - LOGIC	.00	.00	.00	.00
CASH INVESTED - TEXSTAR	.00	.00	.00	.00
FUND TOTALS	26,798.15	358.32	.00	27,156.47
2018 052 COUNTY CLERK ARCHIVE FEE				
CASH -RECORDS ARCHIVE	31,791.80	7,133.69	2,070.84-	36,854.65

ACCOUNT NAME	BEGINNING CASH BALANCE	CASH RECEIPTS	CASH DISBURSEMENTS	ENDING CASH BALANCE
INVESTMENTS	55,108.66	48.27	.00	55,156.93
CASH INVESTED - LOGIC	25,029.84	27.32	.00	25,057.16
CASH INVESTED - TEXSTAR	25,126.89	22.36	.00	25,149.25
FUND TOTALS	137,057.19	7,231.64	2,070.84-	142,217.99
2018 053 CA CHECK COLLECTING				
CASH - CHECK COLLECTING &	1,728.57	.00	110.95-	1,617.62
CASH INVESTED	4,563.32	4.03	.00	4,567.35
CASH INVESTED - LOGIC	.00	.00	.00	.00
CASH INVESTED - TEXSTAR	.00	.00	.00	.00
FUND TOTALS	6,291.89	4.03	110.95-	6,184.97
2018 054 DA CHECK COLLECTING				
CASH - DA CHECK COLLECTING	75.34	.00	.00	75.34
CASH INVESTED	.00	.00	.00	.00
FUND TOTALS	75.34	.00	.00	75.34
2018 055 CO ATTY FORFEITURE				
FUND TOTALS	.00	.00	.00	.00
2018 056 DISTRICT ATTY FORFEITURE				
CASH - D.A. FORFEITURE FU	24,264.98	24.70	2,586.16-	21,703.52
CASH INVESTED - TEXPOOL	30,413.25	26.67	.00	30,439.92
CASH INVESTED - LOGIC	25,029.84	27.32	.00	25,057.16
CASH INVESTED - TEXSTAR	25,024.18	22.29	.00	25,046.47
FUND TOTALS	104,732.25	100.98	2,586.16-	102,247.07
2018 057 D A SEIZURE FUND				
CASH - SEIZURE-LAW	26,743.00	9,402.00	.00	36,145.00
INVESTMENTS	.00	.00	.00	.00
FUND TOTALS	26,743.00	9,402.00	.00	36,145.00
2018 058 SHERIFF FORFEITURE				
CASH- SHERIFF FORFEITURE	55,009.50	45.90	.00	55,055.40
INVESTMENTS	37,954.33	33.26	.00	37,987.59
CASH INVESTED - LOGIC	25,029.84	27.32	.00	25,057.16
CASH INVESTED - TEXSTAR	25,024.18	22.29	.00	25,046.47
FUND TOTALS	143,017.85	128.77	.00	143,146.62
2018 059 JAIL COMMISSARY				
CASH - JAIL COMMISSARY	35,254.16	1,926.79	408.87-	36,772.08
CASH INVESTED - TEXPOOL	78,889.48	69.09	.00	78,958.57
CASH INVESTED - LOGIC	.00	.00	.00	.00
CASH INVESTED - TEXSTAR	.00	.00	.00	.00
FUND TOTALS	114,143.64	1,995.88	408.87-	115,730.65
2018 061 2004 GO REFUNDING DEBT SERVICE				
CASH - 2004 GO REFUNDING D/S	36,440.32	30,314.22	.00	66,754.54
CASH INVESTED	187,126.13	163.98	.00	187,290.11
CASH INVESTED - LOGIC	276,343.27	301.47	.00	276,644.74
CASH INVESTED - TEXSTAR	176,707.26	157.33	.00	176,864.59
T-BILL INVESTMENTS	.00	.00	.00	.00
FUND TOTALS	676,616.98	30,937.00	.00	707,553.98
2018 088 STATE FEES				
CASH - STATE FEES	134,250.08	52,663.08	147,824.53-	39,088.63
CASH INVESTED	8,138.36	7.13	.00	8,145.49

ACCOUNT NAME	BEGINNING CASH BALANCE	CASH RECEIPTS	CASH DISBURSEMENTS	ENDING CASH BALANCE
CASH INVESTED - LOGIC	.00	.00	.00	.00
CASH INVESTED - TEXSTAR	5,169.48	4.63	.00	5,174.11
FUND TOTALS	147,557.92	52,674.84	147,824.53-	52,408.23
2018 090 OFFICER'S TRUST				
CASH-OFFICERS TRUST	.00	.00	.00	.00
CASH INVESTED	.00	.00	.00	.00
CASH INVESTED - LOGIC	.00	.00	.00	.00
FUND TOTALS	.00	.00	.00	.00
2018 091 LIBRARY TRUST - LIDDELL				
CASH-LIBRARY TRUST/LIDDELL	1,325.04	30.24	.00	1,355.28
CD INVESTMENT	15,000.00	.00	.00	15,000.00
FUND TOTALS	16,325.04	30.24	.00	16,355.28
2018 092 LIBRARY TRUST - ROSENSTEIN				
CASH-LIBRARY TRUST/ROSENSTEIN	1,888.85	2.06	.00	1,890.91
CD INVESTMENT	19,000.00	.00	.00	19,000.00
FUND TOTALS	20,888.85	2.06	.00	20,890.91
2018 098 PAYROLL CLEARING				
CASH - PAYROLL CLEARING	.00	944,563.53	.00	944,563.53
INVESTMENTS	.00	.00	.00	.00
FUND TOTALS	.00	944,563.53	.00	944,563.53
2018 100 CHILD ABUSE PREVENTION FUND				
CASH-CHILD ABUSE PREVENTION	298.69	1.16	.00	299.85
CASH INVESTED	.00	.00	.00	.00
FUND TOTALS	298.69	1.16	.00	299.85
2018 101 PRETRIAL DIVERSION				
CASH-PRETRIAL DIVERSION	9,874.00	600.00	.00	10,474.00
CASH INVESTED	.00	.00	.00	.00
CASH INVESTED - LOGIC	.00	.00	.00	.00
FUND TOTALS	9,874.00	600.00	.00	10,474.00
2018 102 HOTEL OCCUPANCY TAX FUND				
CASH - HOTEL OCCUPANCY TAX	.00	1,293.41	.00	1,293.41
CASH INVESTED - TEXPOOL	.00	.00	.00	.00
CASH INVESTED - LOGIC	.00	.00	.00	.00
CASH INVESTED - TEXSTAR	.00	.00	.00	.00
FUND TOTALS	.00	1,293.41	.00	1,293.41
GRAND TOTALS	31,573,858.33	6,117,035.22	6,113,861.49-	31,577,032.06