



FINANCIAL REPORTS

August 2017


In accordance with Local Government Code 114.026, this affidavit states the current cash and reports in the custody of the county treasurer as of this date of August 31, 2017.


  
\_\_\_\_\_  
Jason Brinkley,  
Cooke County Judge

  
\_\_\_\_\_  
Rebecca Lawson,  
Cooke County Clerk

  
\_\_\_\_\_  
Gary Hollowell,  
Commissioner Pct. #1

\_\_\_\_\_  
B. C. Lemons,  
Commissioner Pct. #2

  
\_\_\_\_\_  
John Klement,  
Commission Pct. #3

  
\_\_\_\_\_  
Leon Klement,  
Commissioner Pct. #4

FILED FOR RECORD

17 SEP 25 AM 11:04

REBECCA LAWSON  
COUNTY CLERK, COOKE CO. TX

BY \_\_\_\_\_ DEPUTY

AFFIDAVIT

STATE OF TEXAS

COUNTY OF COOKE

The members of the Commissioners' Court of Cooke County, Texas, state as follows:

The requirement of Subsection (C) of the Texas Local Government Code, §114.026 have been met for the term of August 2017. The amount of cash and other assets in the custody of the County Treasurer at the time of examination are:

Cash (includes on hand, money market accounts, and short term investments) \$ 32,859,524.55

Other Assets (long term investments) \$ 0.00.


Sworn to and subscribed this 25 day of September, 2017.

  
\_\_\_\_\_  
Jason Brinkley, Cooke County Judge

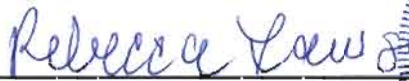
  
\_\_\_\_\_  
Gary Hollowell, Commissioner, Pct 1

\_\_\_\_\_  
B. C. Lemons, Commissioner, Pct 2

  
\_\_\_\_\_  
John Klement, Commissioner, Pct 3

  
\_\_\_\_\_  
Leon Klement, Commissioner, Pct 4

ATTEST:

  
\_\_\_\_\_  
Rebecca Lawson, County Clerk



FILED FOR RECORD  
17 SEP 25 AM 11:04  
REBECCA LAWSON  
COUNTY CLERK, COOKE CO. TX  
BY \_\_\_\_\_ DEPUTY



**MONTHLY REPORT**

**AUGUST 2017**

**PATTY BRENNAN**

**COOKE COUNTY TREASURER**

---

TOTALS

PRIOR MONTH ENDING BANK STATEMENT BALANCE \$132,940.48 3  
 CLEARED DEPOSITS \$1,319,447.67  
 CLEARED ADDITIONS \$ .00  
 CLEARED CHECKS \$48,399.95- 52  
 CLEARED DEDUCTIONS \$82,064.04- 7

CURRENT MONTH ENDING BANK STATEMENT BALANCE 5521,924.16

CURRENT MONTH ENDING BANK STATEMENT BALANCE \$521,924.16  
 OUTSTANDING DEPOSITS \$ .00  
 OUTSTANDING ADDITIONS \$ .00  
 OUTSTANDING CHECKS \$2,638.86- 3  
 OUTSTANDING DEDUCTIONS \$ .00

RECONCILED BOOK BALANCE \$519,285.50  
 ENDING STATEMENT DATE 08/31/2017 CLERK: PB

TOTALS

PRIOR MONTH ENDING BANK STATEMENT BALANCE	\$6,222,780.10	238
CLEARED DEPOSITS	\$2,781,313.99	3
CLEARED ADDITIONS	\$99,727.26	442
CLEARED CHECKS	\$3,295,550.53	8
CLEARED DEDUCTIONS	\$178,241.90	

CURRENT MONTH ENDING BANK STATEMENT BALANCE \$5,009,928.92

CURRENT MONTH ENDING BANK STATEMENT BALANCE	\$5,009,928.92	2
OUTSTANDING DEPOSITS	\$5,590.10	
OUTSTANDING ADDITIONS	\$ .00	
OUTSTANDING CHECKS	\$838,131.12	554
OUTSTANDING DEDUCTIONS	\$ .00	

RECONCILED BOOK BALANCE \$4,177,387.90

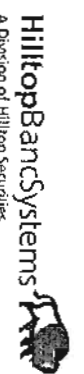
ENDING STATEMENT DATE 08/31/2017 CLERK: PB



EL CAMPO, TX

# Pledge Security Listing

August 31, 2017



A Division of Hilltop Securities.

ID	CUSIP	Description	Safekeeping Location	Safekeeping Receipt	Coupon	Maturity Date	Call Date	Moody	S&P	Fitch	ASC 320	Face Amount	Current Par	Current Book Value	Market Value	Gain(Loss)
<b>COOKE COUNTY</b>																
2047	31288BNA1	FHLMC G12885	FHLB	X	5.00	06/01/2021		AAA	AA+	AAA	HTM	157,950	5,069.60	5,069.54	5,249.83	180.29
2107	31440C5S8	FAMA 889257	FHLB	X	5.00	04/01/2021		AAA	AA+	AAA	HTM	105,405	3,072.25	3,072.22	3,180.02	107.81
3643	31288MQX4	FHLMC G18469	FHLB		2.00	06/01/2028		AAA	AA+	AAA	HTM	212,158	121,995.57	122,349.64	120,596.87	(1,802.77)
<b>Total for COOKE COUNTY</b>												<b>475,513</b>	<b>130,137.42</b>	<b>130,491.40</b>	<b>128,976.72</b>	<b>(1,514.67)</b>



A Division of Hilltop Securities.

Inventories | Pledge Entry | v1.2

Although the information in this report has been obtained from sources believed to be reliable, its accuracy cannot be guaranteed

report

PAGE 1 08/31/17 19:31:58  
HOLDINGS BAPN032N  
CC3 PROD

FEDERAL RESERVE BANK PLEDGEE

DISTRB PT J1  
AS OF CLOSE OF BUSINESS 08-31-2017

PLEDGEE: COOKE COUNTY J7BM INSTITUTION ID: #J7BM  
100 S. DIXON  
RM. 106

GAINESVILLE TX 76240

HOLDER : 081500862 - LANDMARK BANK

RESP FRB:H1

ACCOUNT: J7BM - \*COOKE COUNTY

CUSIP #

BVF

PAR

BALANCE	BOOK VALUE		
31300LVH5	FMAR 848716 G	01-01-37	0.3836432600
200,000.00	76,728.65		
3133TTX48	FGRA 2326ZQ 06/15/31	06-15-31	0.1187375700
300,000.00	35,621.27		
3133XDVS7	5.25 FHLB 20 EK	12-11-20	1.0000000000
700,000.00	700,000.00		
313378CR0	2.25 FHLB 22 KW	03-11-22	1.0000000000
5,000,000.00	5,000,000.00		
313380GJ0	2.00 FHLB 22 WX	09-09-22	1.0000000000
1,000,000.00	1,000,000.00		
3136ACLE9	FNRM RC025BD R13F025	03-25-33	0.5429025000
1,400,000.00	760,063.50		
3136ACU25	FNRM RC015DC R13F015	03-25-33	0.5602396900
500,000.00	280,119.85		
3136AKJK0	FNRM CL041CM R14F041	06-25-40	0.6190631900
1,000,000.00	619,063.19		
3137B1CT7	FGRM 4195LH 12/15/31	12-15-31	0.5312824900
600,000.00	318,769.49		
31392WB41	FGRM 2512PG 10/15/22	10-15-22	0.1760221300
400,000.00	70,408.85		
31394H2Q3	FGRM 2662DH 08/15/23	08-15-23	0.5055552200
1,200,000.00	606,666.26		
31395HVM9	FGRA 2896BZ 11/15/34	11-15-34	1.1037103000
200,000.00	220,742.06		
38374F2L7	GFRM 2004-24 ZM	04-20-34	0.9849356314
700,000.00	689,454.94		
			SUBTOTAL:
13,200,000.00	10,377,638.06		
			GRAND TOTAL:
13,200,000.00	10,377,638.06		

# Pledge Inventory Report

Landmark Bank  
Columbia, MO  
FROM 8/1/2017 TO 8/31/2017

Customer ID: 5961  
Report Date: 9/1/2017  
PAS Rep: Vance Roe  
Account Rep: Bob Fitzpatrick

Cusip	Description	Maturity Date	Intrnt	S&P	Market Price D:	Original Face	Book Value
Ticket	Location Code/Name	Group	Coupon	Moody	Maturity (Yr)	Par	Market Value
Pledged: J7BM - COOKE COUNTY							
313378CR0	FED HOME LN BK	03/11/2022	AFS	AA+	8/31/2017	5,000,000.00	5,053,839.37
956483	FED - FEDERAL RESERVE BANK	AGY	2.25000	Aaa	4.53	5,000,000.00	5,105,650.15
313380GJ0	FED HOME LN BK	09/09/2022	AFS	AA+	8/31/2017	1,000,000.00	1,000,000.00
988741	FED - FEDERAL RESERVE BANK	AGY	2.00000	Aaa	5.03	1,000,000.00	1,009,219.97
3133XDVS7	FED HOME LN BK	12/11/2020	AFS	AA+	8/31/2017	700,000.00	771,034.78
933583	FED - FEDERAL RESERVE BANK	AGY	5.25000	Aaa	3.28	700,000.00	783,013.01
31300LVH5	FHLMC ARM POOL #8487	01/01/2037	AFS		8/31/2017	200,000.00	81,823.87
851172	FED - FEDERAL RESERVE BANK	MB3	3.03200		19.35	76,728.65	80,931.08
3133TXX48	fhmc remic ser 2326	06/15/2031	AFS	NR	8/31/2017	300,000.00	39,859.58
783451	FED - FEDERAL RESERVE BANK	MB4	6.50000		13.80	35,621.27	40,359.03
3136ACLE9	FNMI 3025 BD	03/25/2033	AFS	NR	8/31/2017	1,400,000.00	741,900.68
879680	FED - FEDERAL RESERVE BANK	MB4	2.00000		15.58	760,063.50	757,731.33
3136ACU25	FNMI 3015 DC	03/25/2033	AFS	NR	8/31/2017	500,000.00	273,816.60
881004	FED - FEDERAL RESERVE BANK	MB4	2.00000		15.58	280,119.85	276,573.62
3136AKJK0	FNIR 2014-41 CM	06/25/2040	AFS	NR	8/31/2017	1,000,000.00	593,488.25
916714	FED - FEDERAL RESERVE BANK	MB4	1.50000		22.83	619,053.19	610,539.68
3137B1CT7	FHL 4195 LH	12/15/2031	AFS	NR	8/31/2017	600,000.00	308,819.52
882621	FED - FEDERAL RESERVE BANK	MB4	1.50000		14.30	318,769.49	312,998.19
31392WB41	FHL 2512 PG	10/15/2022	AFS	NR	8/31/2017	400,000.00	74,245.87
719835	FED - FEDERAL RESERVE BANK	MB4	5.50000		5.13	70,408.85	74,561.65
31394H2C3	FHL 2662 DH	08/15/2023	AFS	NR	8/31/2017	1,200,000.00	640,479.64
887207	FED - FEDERAL RESERVE BANK	MB4	5.00000		5.96	606,666.26	639,822.03
31395HVM9	FHL 2896 BZ	11/15/2034	AFS	NR	8/31/2017	200,000.00	239,777.70
856892	FED - FEDERAL RESERVE BANK	MB4	5.00000		17.22	220,742.06	239,029.50
38374F2L7	GNM 4024 ZM	04/20/2034	AFS	NR	8/31/2017	700,000.00	762,274.04
844136	FED - FEDERAL RESERVE BANK	MB4	5.00000		16.65	689,454.94	766,620.06

This report reflects information submitted to us by the customer. It is not intended to be used as the official record of safekeeping location and/or pledged holdings. This information should be provided by the customer's safekeeper.



# Pledge Inventory Report

Landmark Bank  
 Columbia, MO  
 FROM 8/1/2017 TO 8/31/2017

Customer ID: 5961  
 Report Date: 9/1/2017  
 PAS Rep: Vance Roe  
 Account Rep: Bob Fitzpatrick

Cusip	Description	Maturity Date	Intent	S&P	Market Price Dt	Original Face	Book Value
Ticker	Location Code/Name	Group	Coupon	Moody	Maturity (Yr)	Par	Market Value
13	Total Pledged: J7BM - COOKE COUNTY					13,200,000.00	10,581,359.90
						10,377,638.06	10,698,149.30

This report reflects information submitted to us by the customer. It is not intended to be used as the official record of safekeeping location and/or pledged holdings. This information should be provided by the customer's safekeeper.

Landmark Bank, N.A.  
 Cooke County  
 As of: Thursday, August 31, 2017

*Detail Section:*

<u>Account No.</u>	<u>Balance</u>	<u>Int Rate</u>	<u>Type</u>	<u>Officer</u>
28002408	\$0	0.00%	TDSV	R1B
28002416	\$0	0.00%	TDSV	R1B
28900090	\$521,924	0.00%	CK	R1B
28900287	\$5,009,929	0.70%	CK	R1B
28900325	\$2,500	0.00%	CK	R1B
28900333	\$0	0.00%	CK	R1B
28900341	\$0	0.00%	CK	R1B
28900368	\$110,693	0.70%	CK	R1B
28900376	\$69,333	0.00%	CK	R1B
28900384	\$1,637	0.00%	CK	R1B
28900392	\$363	0.00%	CK	R1B
28900406	\$93,541	0.00%	CK	R1B
28900414	\$45	0.00%	CK	R1B
28900422	\$0	0.00%	CK	R1B
28900449	\$0	0.00%	CK	R1B
28900457	\$0	0.00%	CK	R1B
28900465	\$0	0.00%	CK	R1B
28900481	\$110,191	0.00%	CK	R1B
28900511	\$2,888	0.00%	CK	R1B
28900538	\$2,026	0.00%	CK	R1B
28901259	\$40,517	0.00%	CK	ELE
28901593	\$6,881	0.00%	CK	JDH
4170003539	\$68,634	0.00%	CK	R1B
4170009684	\$0	0.00%	CK	R1B
4170009700	\$4,487	0.00%	CK	R1B
4170013934	\$0	0.00%	CK	JDH
4170023065	\$0	0.00%	CK	R1B
4170045332	\$16,297	0.00%	CK	T1G
4170049177	\$0	0.00%	CK	T1G
4170056479	\$521,385	0.00%	CK	T1G
4170056487	\$5,500	0.00%	CK	T1G
4170800744	\$0	0.00%	TDSV	JDH
4170800751	\$0	0.00%	TDSV	JDH
4170801528	\$0	0.00%	TDSV	R1B
4170801536	\$0	0.00%	TDSV	R1B
4170802286	\$0	0.00%	TDSV	JDH
4170802294	\$0	0.00%	TDSV	JDH
4170802849	\$0	0.00%	TDSV	JDH

9/5/2017 10:04:47 AM

4170802856	\$0	0.00%	TDSV	JDH
4170803896	\$0	0.00%	TDSV	R18
4170803904	\$0	0.00%	TDSV	R18
4170804019	\$0	0.00%	TDSV	R18
4170804142	\$0	0.00%	TDSV	R18
4170804159	\$0	0.00%	TDSV	R18
4170804415	\$0	0.00%	TDSV	T1G
4170804423	\$0	0.00%	TDSV	T1G
4170804761	\$0	0.00%	TDSV	T1G
4170804779	\$0	0.00%	TDSV	T1G
4170805073	\$0	0.00%	TDSV	T1G
4170805081	\$0	0.00%	TDSV	T1G
4170805198	\$8,000	1.05%	TDSV	JDH
4170805677	\$0	0.00%	TDSV	T1G
4170805685	\$0	0.00%	TDSV	T1G
4170806451	\$7,500	0.80%	TDSV	T1G
4170806469	\$7,500	0.80%	TDSV	T1G
4170806691	\$500,000	1.24%	TDSV	T1G
4170806709	\$500,000	1.24%	TDSV	T1G

*Collateral Section:*

<u>Description / LOC No.</u>	<u>Amount</u>	<u>Maturity Date</u>
Securities - Market Value	\$10,698,149	(See add'l report)

*Pledge Report Summary:*

Total Deposits	\$	7,611,770
Plus Additional Coverage (per Agreement)	\$	0
Total Collateral Needed	\$	<u>7,611,770</u>
Collateral Pledged	\$	10,698,149
FDIC Insurance	\$	250,000
Total Collateral Provided	\$	<u>10,948,149</u>
Total Public Funding Excess / (Needed)	\$	<u><u>3,336,379</u></u>

E-FILING  
AUGUST 2017

OFFICE	DATE	RCT#	VISA	M/C	DISCOV	AMEX
CC	8/1/2017	34919		\$ 111.00		
DC	8/1/2017	34925	\$ 553.00	\$ 40.00		
DC	8/2/2017	34946	\$ 361.00			\$ 40.00
DC	8/3/2017	34958	\$ 270.00	\$ 82.00		
CC	8/4/2017	34965	\$ 3.00			
DC	8/4/2017	34971	\$ 428.60			
DC	8/7/2017	34983	\$ 132.00			\$ 66.00
DC	8/8/2017	35002	\$ 74.00			
DC	8/9/2017	35014	\$ 681.00	\$ 406.00		
CC	8/10/2017	35020	\$ 337.00			
DC	8/10/2017	35024	\$ 419.00	\$ 279.00		
CC	8/11/2017	35030	\$ 8.00			
DC	8/11/2017	35043	\$ 98.00			\$ 8.00
DC	8/14/2017	35058	\$ 852.00			
CC	8/15/2017	35063		\$ 2.00		
DC	8/15/2017	35071	\$ 97.00	\$ 66.00		
CC	8/16/2017	35081	\$ 242.00			
DC	8/16/2017	35089	\$ 275.00	\$ 345.00		
CC	8/17/2017	35097			\$ 337.00	
DC	8/17/2017	35104	\$ 374.00	\$ 345.00		
DC	8/18/2017	35122	\$ 91.00	\$ 82.00		
DC	8/21/2017	35140	\$ 458.00	\$ 248.00		
CC	8/22/2017	35153		\$ 337.00		
DC	8/22/2017	35163		\$ 286.00		
CC	8/23/2017	35171		\$ 342.00		
DC	8/23/2017	35177	\$ 328.00			
CC	8/24/2017	35183	\$ 242.00	\$ 4.00		
CC	8/25/2017	35192		\$ 27.00		
DC	8/25/2017	35200	\$ 8.00	\$ 115.00		
CC	8/28/2017	35204	\$ 27.00	\$ 337.00		
DC	8/28/2017	35211	\$ 286.00			
CC	8/29/2017	35219		\$ 366.00		
CC	8/30/2017	35233		\$ 581.00		
CC	8/31/2017	35249		\$ 2.00		
DC	8/31/2017	35252		\$ 466.00	\$ 165.00	

C.D. INVESTMENTS

-----

LANDMARK BANK

August 2017

<u>C.D.#</u>	<u>PURCHASE DATE</u>	<u>AMOUNT</u>	<u>MAT. DATE</u>
GEN/4170806691	May 26, 2017	500,000.00	May 26, 2018
GEN/4170806709	May 26, 2017	500,000.00	May 26, 2018
Library – Liddell 6451	Jan 17, 2017	7,500.00	Jan 17, 2019
Library – Liddell 6469	Jan 17, 2017	7,500.00	Jan 17, 2019
Library – Rosenstein 5099	Jun 12, 2014	11,000.00	Sept 12, 2017
Library – Rosenstein 5198	Sept 16, 2014	8,000.00	Dec 16, 2017

INT. EARNED MONTHLY:

2-Gen CD's @ 1.24%  
2-Liddell CD's @ .80%  
2-Rosenstein CD's @ 1.05%

Interest is deposited into the Treasurer's Fund. The 2 Gen CDs' interest is deposited monthly, and the 4 Library's CDs' interest is deposited quarterly.

PROSPERITY BANK

GEN/14401708	Sept 17, 2015	250,000.00	Sept 17, 2017
--------------	---------------	------------	---------------

INT. EARNED MONTHLY:

Gen CD @ .50%

Interest accrues monthly and is deposited monthly with depository bank into the Treasurer's Fund.

C.D. INVESTMENTS

-----

THE FIRST STATE BANK

August 2017

<u>C.D.#</u>	<u>PURCHASE DATE</u>	<u>AMOUNT</u>	<u>MAT. DATE</u>
GEN/71445	Sept 17, 2015	250,000.00	Sept 17, 2017

INT. EARNED MONTHLY:

Gen CD @ .65%

Interest accrues monthly and is deposited monthly with depository bank into the Treasurer's Fund.

MUENSTER STATE BANK

GEN/2129	Sept 17, 2015	250,000.00	Sept 17, 2017
----------	---------------	------------	---------------

INT. EARNED MONTHLY:

Gen CD @ .75%

Interest accrues monthly and is deposited monthly with depository bank into the Treasurer's Fund.

**Cooke County**

Attn: Patty Brennan  
101 S. Dixon Street  
Gainesville, TX 76240

**Depositor Statement**

August 1, 2017 - August 31, 2017

Account #: 104791304900

**Account at-a-Glance**

Beginning Balance	2,004,703.93
+ Net Deposits	0.00
+ Net Accrued Interest <sup>2</sup>	1,481.29
Ending Balance	2,006,185.22
Days In Period <sup>4</sup>	31
Average Daily Balance <sup>5</sup>	2,004,703.93
Net APY This Period <sup>6</sup>	0.8700
Available Balance <sup>7</sup>	2,004,703.93

**Depositor Information**

Website: [www.ficaaccount.com](http://www.ficaaccount.com)  
Support Center: (866) 343-5516

**Account Transactions**

Description	Date	Amount(USD\$)
No transactions in this period		

**Insured Depository Detail**

Depository Bank	FDIC Cert#	Balance(USD\$)
American National Bank	19300	5,366.68
American Trust & Savings Bank	13150	8,135.52
Bank of Hope	26610	1,056.54
Bank of Princeton	58513	1,052.73
Bank of the Ozarks	110	126,742.49
Bar Harbor Bank & Trust	11971	21,004.46
Berkshire Bank	23621	1,028.56
Brunswick Bank and Trust Company	20220	1,512.24
Capital Bank National Association	35278	9,512.10
Citizens Banking Company	12982	19,841.08
Citizens National Bank of Bluffton	6531	1,015.12
ConnectOne Bank	57919	12,290.89
Covenant Bank	58502	2,402.16
EagleBank	34742	68,578.75
Farmers Trust and Savings Bank	14195	6,189.98
Fidelity Bank	30895	66,408.13
First Bank	12229	1,218.10
First Community Bank	57903	2,172.06
First Internet Bank of Indiana	34607	55,829.75

Cooke County

Attn: Patty Brennan  
101 S. Dixon Street  
Gainesville, TX 76240

## Depositor Statement

August 1, 2017 - August 31, 2017

Account #: 104791304900

Depository Bank	FDIC Cert#	Balance(USD\$)
First National Bank of Long Island	7072	9,814.23
First State Bank	17884	1,218.92
First Virginia Community Bank	58696	3,696.70
Fortis Private Bank	34401	4,005.90
Franklin Synergy Bank	58714	36,537.09
Great Western Bank	15289	243,186.89
Guaranty Bank	28670	4,484.40
Happy State Bank	10359	5,326.07
IBERIABANK	28100	3,585.54
Lake City Bank	13102	72,564.92
Lead Bank	8283	2,418.16
LegacyTexas Bank	58006	78,326.31
Merchants Bank of Indiana	8056	229,188.85
Meridian Bank	57777	4,242.37
Middlefield Banking Company	13716	22,434.59
Mutual Federal Savings Bank of Plymouth	29755	6,571.08
NewBank	58203	2,149.13
NexBank SSB	29209	21,535.14
Pacific Enterprise Bank	58415	5,584.88
Pacific Mercantile Bank	34940	189,164.68
Provident Bank	90141	1,864.68
SouthEast Bank	57348	1,137.68
Southwest Bank	18812	149,046.32
Stonegate Bank	57934	2,500.32
Texas Capital Bank National Association	34383	169,885.61
United Bank	22858	1,046.62
Washington Trust Company of Westery	23623	88,242.09
WashingtonFirst Bank	57696	233,587.42
Aggregate Net Accrued Interest <sup>3</sup>		1,481.29

**Total** 2,006,185.22

## Disclosure Information

1 The Federally Insured Cash Account® ("FICA") is not a member of the Federal Deposit Insurance Corporation ("FDIC"), but the banks in which the money is deposited are FDIC members. The FDIC is an independent agency of the U.S. government that protects the funds depositors place in FDIC insured institutions. FICA deposit insurance is backed by the full faith and credit of the U.S. government.

2 Net Accrued Interest is the estimated amount of the accrued interest earned for the current month less any FICA Fee with respect to such interest. Net Accrued Interest cannot be withdrawn from the account until it is credited to the account. There is no guarantee that the account holder will receive the full amount as stated. Refer to the U.S. Bank Custodial Statement, provided via [ficapoint.com](http://ficapoint.com), for further details regarding interest earned and fees charged. Net Accrued Interest is for informational purposes only.

3 Aggregate Net Accrued Interest is the sum of the current month's Net Accrued Interest and any prior period Net Accrued Interest not yet paid.

4 Days In Period ("DIP") is the number of days in the period beginning on, and including, the later of, the first day of the month or the business day an initial deposit is received by the FICA Custodian if received on or before 12:00PM EST or the business day immediately following if received after 12:00PM EST, and including, and including, the last day of the month. DIP does not include any date on which the balance is zero.

5 Average Daily Balance is the sum of the beginning balance plus any deposits less any withdrawals averaged across number of days in Days In Period.

6 Net APY This Period is the annualized yield that reflects the relationship between the net interest received plus any Net Accrued Interest and the Average Daily Balance for the statement period.

7 Available Balance reflects the amount that can be withdrawn as of the date of the statement. This balance is the Ending Balance less the Aggregate Net Accrued Interest amount.

We encourage you to compare the information provided in our statement with the U.S. Bank custody statement. You may access the U.S. Bank custody statement by calling 1-866-343-5516.



Cooke County

Attn: Patty Brennan  
101 S. Dixon Street  
Gainesville, TX 76240

## Depositor Statement

---

August 1, 2017 - August 31, 2017

Account #: 104791304900

StoneCastle Cash Management, LLC is an SEC Registered Investment Advisor. StoneCastle Cash Management, LLC is an affiliate of StoneCastle Partners, LLC, a leading asset management and financial services company dedicated to investing and serving the community banking sector. Performance data shown represents past performance, and is no guarantee of future results. Rates may change without notice. Please read the Terms and Conditions relating to the FICA program for more complete information and the governing terms of the account. Review your statement for accuracy. If you have any questions regarding your account, contact a FICA representative. Registration with the SEC does not imply a particular level of skill or training.

INVESTMENTS-TEXPOOL  
PATTY BRENNAN, COOKE COUNTY TREASURER  
AUGUST 2017

ACCT NAME	BALANCE		DEPOSITS	WITH-		CURRENT INTEREST	ENDING BALANCE
	FORWARD			DRAWALS			
GENERAL	\$ 6,005,357.17	\$ -	\$ -	\$ 500,000.00	\$ -	\$ 4,806.58	\$ 5,510,163.75
R & B -1	\$ 861,119.54	\$ 150,000.00	\$ -	\$ -	\$ -	\$ 747.06	\$ 1,011,866.60
R & B -2	\$ 411,716.57	\$ -	\$ -	\$ 100,000.00	\$ -	\$ 291.63	\$ 312,008.20
R & B -3	\$ 538,900.17	\$ -	\$ -	\$ -	\$ -	\$ 457.20	\$ 539,357.37
R & B -4	\$ 513,987.23	\$ -	\$ -	\$ -	\$ -	\$ 436.05	\$ 514,423.28
FM & L	\$ 368,714.39	\$ -	\$ -	\$ -	\$ -	\$ 312.83	\$ 369,027.22
STATE FUNDS	\$ 8,124.76	\$ -	\$ -	\$ -	\$ -	\$ 6.82	\$ 8,131.58
TJPC	\$ 5,049.34	\$ -	\$ -	\$ -	\$ -	\$ 4.34	\$ 5,053.68
DIST CLK PRESERVATION	\$ 10,105.52	\$ -	\$ -	\$ -	\$ -	\$ 8.58	\$ 10,114.10
COUNTY/DIST TECH	\$ 1,533.11	\$ -	\$ -	\$ -	\$ -	\$ 1.24	\$ 1,534.35
ADULT PROB	\$ 175,449.92	\$ -	\$ -	\$ -	\$ -	\$ 148.81	\$ 175,598.73
JUV-ISP	\$ 4,837.90	\$ -	\$ -	\$ -	\$ -	\$ 4.03	\$ 4,841.93
COURT REP	\$ 42,593.65	\$ -	\$ -	\$ -	\$ -	\$ 36.17	\$ 42,629.82
PERM IMP	\$ 580,322.42	\$ 25,000.00	\$ -	\$ -	\$ -	\$ 495.10	\$ 605,817.52
LAW ENFORCEMENT ED	\$ 10,103.47	\$ -	\$ -	\$ -	\$ -	\$ 8.58	\$ 10,112.05
JP-CH SECURITY	\$ 5,072.40	\$ -	\$ -	\$ -	\$ -	\$ 4.34	\$ 5,076.74
DIST CLK RECORDS MGMT	\$ 15,161.43	\$ -	\$ -	\$ -	\$ -	\$ 12.91	\$ 15,174.34
DIST CLK ARCHIVE	\$ 4,042.94	\$ -	\$ -	\$ -	\$ -	\$ 3.41	\$ 4,046.35
COUNTY ATTY CHECK COLLECT	\$ 4,555.56	\$ -	\$ -	\$ -	\$ -	\$ 3.86	\$ 4,559.42
JUV PROB-IVE	\$ 1,063.39	\$ -	\$ -	\$ -	\$ -	\$ 0.93	\$ 1,064.32
LAW LIBRARY	\$ 82,285.69	\$ -	\$ -	\$ -	\$ -	\$ 69.77	\$ 82,355.46
JP TECH	\$ 16,982.70	\$ -	\$ -	\$ -	\$ -	\$ 14.46	\$ 16,997.16
C H SECURITY	\$ 133,097.20	\$ -	\$ -	\$ -	\$ -	\$ 112.93	\$ 133,210.13
REC MGMT	\$ 116,786.37	\$ -	\$ -	\$ -	\$ -	\$ 99.09	\$ 116,885.46
REC PRESV	\$ 34,463.26	\$ -	\$ -	\$ -	\$ -	\$ 29.29	\$ 34,492.55
LIBRARY	\$ 22,374.02	\$ -	\$ -	\$ -	\$ -	\$ 19.03	\$ 22,393.05
ARCHIVE	\$ 55,016.02	\$ -	\$ -	\$ -	\$ -	\$ 46.67	\$ 55,062.69
DIST ATTY FORFEITURE	\$ 30,362.17	\$ -	\$ -	\$ -	\$ -	\$ 25.70	\$ 30,387.87
SHERIFF FORFEITURE	\$ 37,890.53	\$ -	\$ -	\$ -	\$ -	\$ 32.14	\$ 37,922.67

INVESTMENTS-TEXPOOL  
PATTY BRENNAN, COOKE COUNTY TREASURER  
AUGUST 2017

ACCT NAME	BALANCE FORWARD	DEPOSITS	WITH-DRAWALS	CURRENT INTEREST	ENDING BALANCE
JAIL COMMISSARY	\$ 78,756.89	\$ -	\$ -	\$ 66.84	\$ 78,823.73
2004 GO-REFUNDING	\$ 211,804.84	\$ 25,000.00	\$ -	\$ 165.30	\$ 236,970.14
TOTAL: TREAS FUND	<u>\$ 10,387,630.57</u>	<u>\$ 175,000.00</u>	<u>\$ 600,000.00</u>	<u>\$ 8,471.69</u>	<u>\$ 9,996,102.26</u>
YEAR - TO - DATE INTEREST	BAL FORWARD \$ 66,876.45	CURRENT INT. \$ 8,471.69	BALANCE \$ 75,348.14		
AVG. YIELD FOR AUGUST 2017		1.00%	MKT VALUE PER SHARE \$ 1.00		

INVESTMENTS-TEX STAR  
PATTY BRENNAN, COOKE COUNTY TREASURER  
AUGUST 2017

ACCT NAME	BALANCE FORWARD	DEPOSITS	WITH-DRAWALS	CURRENT INTEREST	ENDING BALANCE
GENERAL	\$ 5,986,752.95	\$ -	\$ 500,000.00	\$ 4,960.39	\$ 5,491,713.34
R & B -1	\$ 547,892.64	\$ 150,000.00	\$ -	\$ 498.43	\$ 698,391.07
R & B -2	\$ 346,777.14	\$ -	\$ -	\$ 304.61	\$ 347,081.75
R & B -3	\$ 497,637.82	\$ -	\$ -	\$ 437.16	\$ 498,074.98
R & B -4	\$ 613,409.04	\$ -	\$ -	\$ 538.85	\$ 613,947.89
FM & L	\$ 301,627.27	\$ -	\$ -	\$ 264.96	\$ 301,892.23
ADULT PROBATION	\$ 180,851.32	\$ -	\$ -	\$ 158.87	\$ 181,010.19
PERM IMP	\$ 695,250.35	\$ 25,000.00	\$ -	\$ 613.62	\$ 720,863.97
CC LIBRARY	\$ 25,079.16	\$ -	\$ -	\$ 22.03	\$ 25,101.19
JP- CH SECURITY	\$ 10,061.32	\$ -	\$ -	\$ 8.85	\$ 10,070.17
COURTHOUSE SECURITY	\$ 45,235.59	\$ -	\$ -	\$ 39.73	\$ 45,275.32
RECORDS MANAGEMENT	\$ 25,079.16	\$ -	\$ -	\$ 22.03	\$ 25,101.19
RECORDS PRESERVATION	\$ 30,309.17	\$ -	\$ -	\$ 26.60	\$ 30,335.77
ARCHIVE FEES	\$ 25,083.46	\$ -	\$ -	\$ 22.03	\$ 25,105.49
2012 GO REFUNDING	\$ 176,401.59	\$ -	\$ -	\$ 154.97	\$ 176,556.56
STATE FEES	\$ 5,160.47	\$ -	\$ -	\$ 4.56	\$ 5,165.03
DIST ATTY FORFEITURE	\$ -	\$ 25,000.00	\$ -	\$ 2.85	\$ 25,002.85
SHERIFF FORFEITURE	\$ -	\$ 25,000.00	\$ -	\$ 2.85	\$ 25,002.85
TOTAL: TREAS FUND	\$ 9,512,608.45	\$ 225,000.00	\$ 500,000.00	\$ 8,083.39	\$ 9,245,691.84
YEAR - TO - DATE INTEREST	BAL FORWARD \$ 57,608.45	CURRENT INT. \$ 8,083.39	BALANCE \$ 65,691.84		
AVG. YEILD FORAUGUST 2017	1.03%	MKT VALUE PER SHARE	\$ 1.00		

INVESTMENTS-LOGIC  
 PATTY BRENNAN, COOKE COUNTY TREASURER  
 AUGUST 2017

ACCT NAME	BALANCE FORWARD	DEPOSITS	WITH-DRAWALS	CURRENT INTEREST	ENDING BALANCE
GENERAL	\$ 2,006,425.54	\$ -	\$ -	\$ 2,157.35	\$ 2,008,582.89
R & B -1	\$ 200,498.07	\$ 150,000.00	\$ -	\$ 236.45	\$ 350,734.52
R & B -2	\$ 200,498.07	\$ -	\$ -	\$ 215.57	\$ 200,713.64
R & B -3	\$ 200,498.07	\$ -	\$ -	\$ 215.57	\$ 200,713.64
R & B -4	\$ 200,498.07	\$ -	\$ -	\$ 215.57	\$ 200,713.64
FM & L	\$ 100,249.04	\$ -	\$ -	\$ 107.79	\$ 100,356.83
ADULT PROBATION	\$ 100,249.04	\$ 50,000.00	\$ -	\$ 114.74	\$ 150,363.78
PERM IMP	\$ 1,002,490.44	\$ -	\$ -	\$ 1,077.91	\$ 1,003,568.35
LAW LIBRARY	\$ -	\$ 25,000.00	\$ -	\$ 3.48	\$ 25,003.48
COURTHOUSE SECURITY	\$ 50,124.50	\$ -	\$ -	\$ 53.92	\$ 50,178.42
RECORDS MANAGEMENT	\$ 150,373.57	\$ -	\$ -	\$ 161.70	\$ 150,535.27
RECORDS PRESERVATION	\$ 25,062.24	\$ -	\$ -	\$ 26.92	\$ 25,089.16
ARCHIVE FEES	\$ -	\$ 25,000.00	\$ -	\$ 3.48	\$ 25,003.48
DIST ATTY FOREFEITURE	\$ -	\$ 25,000.00	\$ -	\$ 3.48	\$ 25,003.48
SHERIFF FOREFEITURE	\$ -	\$ 25,000.00	\$ -	\$ 3.48	\$ 25,003.48
2012 GO REFUNDING	\$ 300,747.11	\$ -	\$ 25,000.00	\$ 305.14	\$ 276,052.25
TOTAL: TREAS FUND	<u>\$ 4,537,713.76</u>	<u>\$ 300,000.00</u>	<u>\$ 25,000.00</u>	<u>\$ 4,902.55</u>	<u>\$ 4,817,616.31</u>

YEAR - TO - DATE INTEREST BAL FORWARD \$ 12,713.76 CURRENT INT. \$ 4,902.55 BALANCE \$ 17,616.31

AVG. YEILD FOR AUGUST 2017 1.27% MKT VALUE PER SHARE \$ 1.00

FUND NAME	CHECKING ACCOUNT	CHECKING AMOUNT	TDOA ACCOUNT	TDOA AMOUNT	FUND TOTAL
2017 001 GENERAL	TREAS FUND	2,845,142.70	TEXPOOL LOGIC TEXSTAR STONE CERT DEPOS	5,510,163.75 2,008,582.89 5,491,713.34 2,006,185.22 1,750,000.00	19,611,787.90
2017 011 ROAD & BRIDGE 1	TREAS FUND	782,032.75	TEXPOOL LOGIC TEXSTAR STONE	1,011,866.60 350,734.52 698,391.07	2,843,024.94
2017 012 ROAD & BRIDGE 2	TREAS FUND	198,108.84	TEXPOOL LOGIC TEXSTAR	312,008.20 200,713.64 347,081.75	1,057,912.43
2017 013 ROAD & BRIDGE 3	TREAS FUND	204,374.20	TEXPOOL LOGIC TEXSTAR	539,357.37 200,713.64 498,074.98	1,442,520.19
2017 014 ROAD & BRIDGE 4	TREAS FUND	300,834.51	TEXPOOL LOGIC TEXSTAR	514,423.28 200,713.64 613,947.89	1,629,919.32
2017 018 CERT2 TIF	TREAS FUND		TEXPOOL LOGIC		
2017 019 FM & LATERAL	TREAS FUND	42,623.00	TEXPOOL LOGIC TEXSTAR	369,027.22 100,356.83 301,892.23	813,899.28
2017 020 TJPC	TREAS FUND	25,844.84	TEXPOOL LOGIC TEXSTAR	5,053.68	30,898.52
2017 021 JUVENILE PROB-ISP	TREAS FUND	7,248.99	TEXPOOL LOGIC TEXSTAR	4,841.93	12,090.92
2017 022 JUVENILE PROBATION	TREAS FUND	11,665.92	TEXPOOL		11,665.92
2017 023 JUVENILE PROB. IV-E	TREAS FUND	6,609.26	TEXPOOL LOGIC TEXSTAR	1,064.32	7,673.58
2017 028 ADULT PROBATION	TREAS FUND	95,258.59	TEXPOOL LOGIC TEXSTAR	175,598.73 150,363.78 181,010.19	602,231.29
2017 029 COMMUNITY CORRECTIONS	TREAS FUND	6,455.41	TEXPOOL LOGIC		6,455.41
2017 031 CONTRACT ELECTIONS	TREAS FUND	3,853.63	TEXPOOL LOGIC		3,853.63
2017 032 DISTRICT CLERK PRESERVATION	TREAS FUND	24,844.51	TEXPOOL LOGIC	10,114.10	

FUND NAME	CHECKING ACCOUNT	CHECKING AMOUNT	TDOA ACCOUNT	TDOA AMOUNT	FUND TOTAL
2017 033 COUNTY/DISTRICT TECHNOLOGY	TREAS FUND	1,146.55	TEXPOOL LOGIC TEXSTAR	1,534.35	34,958.61
2017 034 COURT REPORTER	TREAS FUND	3,121.47	TEXPOOL LOGIC TEXSTAR	42,629.82	2,680.90
2017 035 PERMANENT IMPROVEMENT	TREAS FUND	101,257.35	TEXPOOL LOGIC TEXSTAR STONE	605,817.52 1,003,568.35 720,863.97	45,751.29
2017 037 LAW ENFORCEMENT ED	TREAS FUND	7,007.09	TEXPOOL LOGIC TEXSTAR	10,112.05	2,431,507.19
2017 038 JP TECH	TREAS FUND	16,108.10	TEXPOOL LOGIC TEXSTAR	16,997.16	17,119.14
2017 040 LAW LIBRARY	TREAS FUND	53,159.29	TEXPOOL LOGIC TEXSTAR	82,355.46 25,003.48	33,105.26
2017 041 CC LIBRARY FUND	TREAS FUND	20,278.26	TEXPOOL LOGIC TEXSTAR	22,393.05	160,518.23
2017 042 CC HISTORICAL COMM.	TREAS FUND	4,167.33	TEXPOOL LOGIC TEXSTAR	25,101.19	67,772.50
2017 043 JP COURTHOUSE SECURITY	TREAS FUND	4,633.70	TEXPOOL LOGIC TEXSTAR	5,076.74	4,167.33
2017 044 COURTHOUSE SECURITY	TREAS FUND	32,983.62	TEXPOOL LOGIC TEXSTAR	10,070.17	19,780.61
2017 045 FLOOD DAMAGE	TREAS FUND	17,742.00	TEXPOOL LOGIC	133,210.13 50,178.42 45,275.32	261,647.49
2017 046 CHAPTER 19	TREAS FUND	1,412.56	TEXPOOL	17,742.00	17,742.00
2017 047 CC RECORDS MANAGEMENT	TREAS FUND	35,920.90	TEXPOOL LOGIC TEXSTAR	116,885.46 150,535.27 25,101.19	1,412.56
2017 048 COUNTY RECORDS MANAGEMENT	TREAS FUND	38,573.04	TEXPOOL LOGIC TEXSTAR	34,492.55 25,089.16 30,335.77	328,442.82
2017 049 CC RECORDS PRESERVATION	TREAS FUND	38,573.04	TEXPOOL LOGIC TEXSTAR	34,492.55 25,089.16 30,335.77	128,490.52

FUND NAME	CHECKING ACCOUNT	CHECKING AMOUNT	TDOA ACCOUNT	TDOA AMOUNT	FUND TOTAL
2017 050 DIST CLERK RECORDS MANAGEMENT	TREAS FUND	20,961.06	TEXPOOL LOGIC TEXSTAR	15,174.34	36,135.40
2017 051 DISTRICT CLERK ARCHIVE	TREAS FUND	22,348.55	TEXPOOL LOGIC TEXSTAR	4,046.35	26,394.90
2017 052 COUNTY CLERK ARCHIVE FEE	TREAS FUND	50,915.15	TEXPOOL LOGIC TEXSTAR	55,062.69 25,003.48 25,105.49	156,086.81
2017 053 CA CHECK COLLECTING	TREAS FUND	1,541.58	TEXPOOL LOGIC TEXSTAR	4,559.42	6,101.00
2017 054 DA CHECK COLLECTING	TREAS FUND	75.34	TEXPOOL LOGIC		75.34
2017 055 CO ATTY FORFEITURE	TREAS FUND	74,138.98	TEXPOOL LOGIC TEXSTAR	30,387.87 25,003.48 25,002.85	154,533.18
2017 057 D A SEIZURE FUND	TREAS FUND	26,743.00	TEXPOOL LOGIC		26,743.00
2017 058 SHERIFF FORFEITURE	TREAS FUND	88,381.48	TEXPOOL LOGIC TEXSTAR	37,922.67 25,003.48 25,002.85	176,310.48
2017 059 JAIL COMMISSARY	TREAS FUND	37,144.35	TEXPOOL LOGIC TEXSTAR	78,823.73	115,968.08
2017 060 INTEREST & SINKING	TREAS FUND		TEXPOOL LOGIC		
2017 061 2004 GO REFUNDING DEBT SERVITREAS FUND	TREAS FUND	34,936.82	TEXPOOL LOGIC TEXSTAR	186,970.14 276,052.25 176,556.56	674,515.77
2017 070 BOND FUND	TREAS FUND		TEXPOOL LOGIC		
2017 088 STATE FEES	TREAS FUND	87,813.58	TEXPOOL LOGIC TEXSTAR	8,131.58 5,165.03	101,110.19
2017 090 OFFICER'S TRUST	TREAS FUND		TEXPOOL		
2017 091 LIBRARY TRUST - LIDDELL	TREAS FUND	1,343.76	CERT DEPOS	15,000.00	16,343.76
2017 092 LIBRARY TRUST - ROSENSTIN	TREAS FUND	1,837.35	CERT DEPOS	19,000.00	20,837.35
2017 098 PAYROLL CLEARING	PAYROLL	1,319,503.74	TEXPOOL		1,319,503.74



DATE 09/19/2017 TIME 09:26

COMBINED STATEMENT OF CASH POSITION FOR AUGUST

CELL02 PAGE 4

FUND NAME	CHECKING ACCOUNT	CHECKING AMOUNT	TDOA ACCOUNT	TDOA AMOUNT	FUND TOTAL
2017 100 CHILD ABUSE PREVENTION FUND	TREAS FUND	294.30	TEXPOOL		294.30
2017 101 RETRIAL DIVERSION	TREAS FUND	9,635.68	TEXPOOL		9,635.68
2017 102 HOTEL OCCUPANCY TAX FUND	TREAS FUND		TEXPOOL LOGIC TEXSTAR		
TOTAL		6,670,023.13		27,799,595.63	34,469,618.76

CHECK ACCOUNT

CHECK

ACCOUNT BALANCE - TREAS FUND 5,350,519.39  
 ACCOUNT BALANCE - PAYROLL 1,319,503.74

TOTAL 6,670,023.13

TDOA ACCOUNT

TDOA

ACCOUNT BALANCE - TEXPOOL 9,946,102.26  
 ACCOUNT BALANCE - LOGIC 4,817,616.31  
 ACCOUNT BALANCE - TEXSTAR 9,245,691.84  
 ACCOUNT BALANCE - STONE 2,006,185.22  
 ACCOUNT BALANCE - CERT DEPOS 1,784,000.00

TOTAL 27,799,595.63

ACCOUNT NAME	BEGINNING CASH BALANCE	CASH RECEIPTS	CASH DISBURSEMENTS	ENDING CASH BALANCE
2017 001 GENERAL	2,854,385.09	2,175,519.84	2,184,762.23	2,845,142.70
CASH - GENERAL FUND	1,779.00	4,806.58	500,000.00	1,779.00
CASH ON HAND	6,005,357.17	2,157.35	500,000.00	5,510,163.75
CASH INVESTED - TEXPOOL	2,006,425.54	4,960.39	500,000.00	2,008,582.89
CASH INVESTED - LOGIC	5,986,752.95	1,481.29	.00	5,981,713.34
CASH INVESTED - TEXTSTAR	2,004,703.93	.00	.00	2,006,185.22
CASH INVESTED - STONE CASTLE	.00	.00	.00	.00
T-BILLS - INVESTMENTS	1,250,000.00	.00	.00	1,250,000.00
CASH INVESTMENT-CD	20,609,403.68	2,188,925.45	3,184,762.23	19,613,566.90
FUND TOTALS				

2017 011 ROAD & BRIDGE 1	290,936.86	591,015.26	99,919.37	782,032.75
CASH - ROAD & BRIDGE # 1	861,119.54	150,747.06	.00	1,011,866.60
CASH INVESTED - TEXPOOL	200,498.07	150,236.45	.00	350,734.52
CASH INVESTED - LOGIC	547,892.64	150,498.43	.00	698,391.07
CASH INVESTED - TEXTSTAR	.00	.00	.00	.00
STONE CASTLE	.00	.00	.00	.00
T-BILL INVESTMENTS	1,900,447.11	1,042,497.20	99,919.37	2,843,024.94
FUND TOTALS				

2017 012 ROAD & BRIDGE 2	198,567.87	136,875.75	137,334.78	198,108.84
CASH - ROAD & BRIDGE # 2	411,716.57	291.63	100,000.00	312,008.20
CASH INVESTED - TEXPOOL	200,498.07	215.57	.00	200,713.64
CASH INVESTED - LOGIC	346,777.14	304.61	.00	347,081.75
CASH INVESTED - TEXTSTAR	.00	.00	.00	.00
T-BILL INVESTMENTS	1,157,559.65	137,687.56	237,334.78	1,057,912.43
FUND TOTALS				

2017 013 ROAD & BRIDGE 3	290,088.26	36,034.52	121,748.58	204,374.20
CASH - ROAD & BRIDGE # 3	538,900.17	457.20	.00	539,357.37
CASH INVESTED - TEXPOOL	200,498.07	215.57	.00	200,713.64
CASH INVESTED - LOGIC	497,637.82	437.16	.00	498,074.98
CASH INVESTED - TEXTSTAR	.00	.00	.00	.00
T-BILL INVESTMENTS	1,527,124.32	37,144.45	121,748.58	1,442,520.19
FUND TOTALS				

2017 014 ROAD & BRIDGE 4	320,400.36	147,117.20	166,683.05	300,834.51
CASH - ROAD & BRIDGE # 4	513,987.23	436.05	.00	514,423.28
CASH INVESTED - TEXPOOL	200,498.07	215.57	.00	200,713.64
CASH INVESTED - LOGIC	613,409.04	538.85	.00	613,947.89
CASH INVESTED - TEXTSTAR	.00	.00	.00	.00
T-BILL INVESTMENTS	1,648,294.70	148,307.67	166,683.05	1,629,919.32
FUND TOTALS				

2017 018 CERTZ TIF	.00	.00	.00	.00
CASH - CERTZ TIF	.00	.00	.00	.00
CASH INVESTED - TEXPOOL	.00	.00	.00	.00
CASH INVESTED - LOGIC	.00	.00	.00	.00
T-BILL INVESTMENT	.00	.00	.00	.00
FUND TOTALS	.00	.00	.00	.00

2017 019 FM & LATERAL	42,573.76	49.24	.00	42,623.00
CASH - F M & LATERAL	368,714.39	312.83	.00	369,027.22
CASH INVESTED - TEXPOOL	100,249.04	107.79	.00	100,356.83
CASH INVESTED - LOGIC	301,627.27	264.96	.00	301,892.23
CASH INVESTED - TEXTSTAR	.00	.00	.00	.00
FUND TOTALS				

ACCOUNT NAME	BEGINNING CASH BALANCE	CASH RECEIPTS	CASH DISBURSEMENTS	ENDING CASH BALANCE
2017 020 TIPC				
CASH - T.J.P.C.	49,464.57	6,705.23	30,324.96	25,844.84
CASH INVESTED - TEXPOOL	5,049.34	4.34	.00	5,053.68
CASH INVESTED - LOGIC	.00	.00	.00	.00
CASH INVESTED - TEXSTAR	.00	.00	.00	.00
FUND TOTALS	54,513.91	6,709.57	30,324.96	30,898.52
2017 021 JUVENILE PROB.-ISP				
CASH - JUV. PROB. DIV	7,243.61	5.38	.00	7,248.99
CASH INVESTED - TEXPOOL	4,837.90	4.03	.00	4,841.93
CASH INVESTED - LOGIC	.00	.00	.00	.00
CASH INVESTED - TEXSTAR	.00	.00	.00	.00
FUND TOTALS	12,081.51	9.41	.00	12,090.92
2017 022 JUVENILE PROBATION				
CASH - JUV. PROB. DIV	11,517.36	148.56	.00	11,665.92
CASH INVESTED - TEXPOOL	.00	.00	.00	.00
FUND TOTALS	11,517.36	148.56	.00	11,665.92
2017 023 JUVENILE PROB. IV-E				
CASH - IV-E	6,604.36	4.90	.00	6,609.26
CASH INVESTED - TEXPOOL	1,063.39	.93	.00	1,064.32
CASH INVESTED - LOGIC	.00	.00	.00	.00
CASH INVESTED - TEXSTAR	.00	.00	.00	.00
FUND TOTALS	7,667.75	5.83	.00	7,673.58
2017 028 ADULT PROBATION				
CASH - ADULT PROBATION	101,712.19	42,150.31	48,603.71	95,258.59
CASH ON HAND	75.00	.00	.00	75.00
CASH INVESTED - TEXPOOL	175,449.92	148.81	.00	175,598.73
CASH INVESTED - LOGIC	150,249.04	114.74	.00	150,363.78
CASH INVESTED - TEXSTAR	180,851.32	158.87	.00	181,010.19
FUND TOTALS	608,337.47	42,572.53	48,603.71	602,306.29
2017 029 COMMUNITY CORRECTIONS				
CASH - COMMUNITY CORRECTI	14,033.00	2,540.29	10,117.88	6,455.41
CASH INVESTED - TEXPOOL	.00	.00	.00	.00
CASH INVESTED - LOGIC	.00	.00	.00	.00
FUND TOTALS	14,033.00	2,540.29	10,117.88	6,455.41
2017 031 CONTRACT ELECTIONS				
CASH - CONTRACT ELECTIONS	3,850.77	2.86	.00	3,853.63
CASH INVESTED - TEXPOOL	.00	.00	.00	.00
CASH INVESTED - LOGIC	.00	.00	.00	.00
FUND TOTALS	3,850.77	2.86	.00	3,853.63
2017 032 DISTRICT CLERK PRESERVATION				
CASH - DISTRICT CLERK PRESVATI	26,137.79	1,041.16	2,334.44	24,844.51
CASH INVESTED - TEXPOOL	10,105.52	8.58	.00	10,114.10
CASH INVESTED - LOGIC	.00	.00	.00	.00
CASH INVESTED - TEXSTAR	.00	.00	.00	.00
FUND TOTALS	36,243.31	1,049.74	2,334.44	34,958.61
2017 033 COUNTY/DISTRICT TECHNOLOGY FUN				
CASH - COUNTY/DISTRICT TECH	944.52	202.03	.00	1,146.55

ACCOUNT NAME	BEGINNING CASH BALANCE	CASH RECEIPTS	CASH DISBURSEMENTS	TO AUGUST CASH BALANCE
2017 034 COURT REPORTER				
CASH - COURT REPORTER FUND	3,817.07	632.32	1,327.92	3,121.47
CASH INVESTED - TEXPOOL	42,593.65	36.17	.00	42,629.82
CASH INVESTED - LOGIC	.00	.00	.00	.00
CASH INVESTED - TEXSTAR	.00	.00	.00	.00
FUND TOTALS	2,477.63	203.27	.00	2,680.90
2017 035 PERMANENT IMPROVEMENT				
CASH - PERMANENT IMPROVEM	120,002.03	3,551.93	22,296.61	101,257.35
CASH INVESTED - TEXPOOL	580,322.42	25,495.10	.00	605,817.52
CASH INVESTED - LOGIC	1,002,490.44	1,077.91	.00	1,003,568.35
CASH INVESTED - TEXSTAR	695,250.35	25,613.62	.00	720,863.97
STONE CASTLE	.00	.00	.00	.00
T-BILL INVESTMENTS	.00	.00	.00	.00
FUND TOTALS	2,398,065.24	55,738.56	22,296.61	2,431,507.19
2017 037 LAW ENFORCEMENT ED				
CASH - LAW ENFORCEMENT ED	7,036.87	5.22	35.00	7,007.09
CASH INVESTED - TEXPOOL	10,103.47	8.58	.00	10,112.05
CASH INVESTED - LOGIC	.00	.00	.00	.00
CASH INVESTED - TEXSTAR	.00	.00	.00	.00
FUND TOTALS	17,140.34	13.80	35.00	17,119.14
2017 038 JP TECH				
CASH - J P TECH FUND	15,262.87	1,416.84	571.61	16,108.10
CASH INVESTED - TEXPOOL	16,982.70	14.46	.00	16,997.16
CASH INVESTED - LOGIC	.00	.00	.00	.00
CASH INVESTED - TEXSTAR	.00	.00	.00	.00
FUND TOTALS	32,245.57	1,431.30	571.61	33,105.26
2017 040 LAW LIBRARY				
CASH - LAW LIBRARY	52,443.00	1,164.03	447.74	53,159.29
CASH INVESTED - TEXPOOL	82,285.69	69.77	.00	82,355.46
CASH INVESTED - LOGIC	.00	25,003.48	.00	25,003.48
CASH INVESTED - TEXSTAR	.00	.00	.00	.00
FUND TOTALS	134,728.69	26,237.28	447.74	160,518.23
2017 041 CC LIBRARY FUND				
CASH - COOKE COUNTY LIBRA	17,114.52	5,004.47	1,840.73	20,278.26
CASH INVESTED - TEXPOOL	22,374.02	19.03	.00	22,393.05
CASH INVESTED - LOGIC	.00	.00	.00	.00
CASH INVESTED - TEXSTAR	25,079.16	22.03	.00	25,101.19
T-BILL INVESTMENTS	.00	.00	.00	.00
FUND TOTALS	64,567.70	5,045.53	1,840.73	67,772.50
2017 042 CC HISTORICAL COMM.				
CASH - COOKE CO. HISTORIC	4,164.24	3.09	.00	4,167.33
FUND TOTALS	4,164.24	3.09	.00	4,167.33
2017 043 JP COURTHOUSE SECURITY				
CASH - JP COURTHOUSE SECURITY	4,312.54	346.92	25.76	4,633.70
CASH INVESTED - TEXPOOL	5,072.40	4.34	.00	5,076.74

ACCOUNT NAME	BEGINNING CASH BALANCE	CASH RECEIPTS	CASH DISBURSEMENTS	ENDING CASH BALANCE
2017 044 COURTHOUSE SECURITY				
CASH INVESTED - LOGIC	10,081.32	8.85	.00	10,090.17
CASH INVESTED - TEXSTAR	19,446.26	360.11	.00	19,746.61
FUND TOTALS				
	29,527.58	369.96	.00	29,897.54
2017 045 BLOOD DAMAGE				
CASH - FLOOD DAMAGE	17,742.00	.00	.00	17,742.00
CASH INVESTED - TEXPOOL	.00	.00	.00	.00
CASH INVESTED - LOGIC	.00	.00	.00	.00
FUND TOTALS	17,742.00	.00	.00	17,742.00
2017 046 CHAPTER 19				
CASH - CHAPTER 19	.00	.00	.00	.00
CASH INVESTED - TEXPOOL	.00	.00	.00	.00
FUND TOTALS	.00	.00	.00	.00
2017 047 CC RECORDS MANAGEMENT				
CASH - CC RECORDS MANAGEMENT	5,304.50	92.81	3,984.75	1,412.56
CASH INVESTED - TEXPOOL	.00	.00	.00	.00
FUND TOTALS	5,304.50	92.81	3,984.75	1,412.56
2017 048 COUNTY RECORDS MANAGEMENT				
CASH - RECORDS MANAGEMENT	35,229.98	1,640.92	950.00	35,920.90
CASH INVESTED - TEXPOOL	116,786.37	99.09	.00	116,885.46
CASH INVESTED - LOGIC	150,333.57	161.70	.00	150,535.27
CASH INVESTED - TEXSTAR	25,079.16	22.03	.00	25,101.19
FUND TOTALS	327,469.08	1,923.74	950.00	328,442.82
2017 049 CC RECORDS PRESERVATION				
CASH - RECORDS PRESERVATION	30,828.16	7,764.88	20.00	38,573.04
CASH INVESTED - TEXPOOL	34,463.26	29.29	.00	34,492.55
CASH INVESTED - LOGIC	25,062.24	26.92	.00	25,089.16
CASH INVESTED - TEXSTAR	30,309.17	26.60	.00	30,335.77
FUND TOTALS	120,662.83	7,847.69	20.00	128,490.52
2017 050 DIST CLERK RECORDS MANAGEMENT				
CASH - D C RECORDS MANAGEMENT	27,422.61	403.45	6,865.00	20,961.06
CASH INVESTED - TEXPOOL	15,161.93	12.91	.00	15,174.34
CASH INVESTED - LOGIC	.00	.00	.00	.00
CASH INVESTED - TEXSTAR	.00	.00	.00	.00
FUND TOTALS	42,584.04	416.36	6,865.00	36,135.40
2017 051 DISTRICT CLERK ARCHIVE				
DISTRICT CLERK ARCHIVE	21,982.19	366.36	.00	22,348.55
CASH INVESTED - TEXPOOL	4,042.94	3.41	.00	4,046.35
CASH INVESTED - LOGIC	.00	.00	.00	.00
CASH INVESTED - TEXSTAR	.00	.00	.00	.00
FUND TOTALS	26,025.13	369.77	.00	26,394.90
2017 052 COUNTY CLERK ARCHIVE FEE				
CASH - RECORDS ARCHIVE	43,681.77	7,243.38	10.00	50,915.15

ACCOUNT NAME	BEGINNING CASH BALANCE	CASH RECEIPTS	CASH DISBURSEMENTS	ENDING CASH BALANCE
CASH INVESTED - TEXPOOL	55,016.02	46.67	.00	55,062.69
CASH INVESTED - LOGIC	.00	25,003.48	.00	25,003.48
CASH INVESTED - TEXSTAR	25,083.46	22.02	.00	25,105.48
FUND TOTALS	123,781.25	32,315.56	10.00	156,086.81

2017 053 CA CHECK COLLECTING	1,438.72	313.68	210.82	1,541.58
CASH - CHECK COLLECTING &	4,555.56	3.86	.00	4,559.42
CASH INVESTED - TEXPOOL	.00	.00	.00	.00
CASH INVESTED - LOGIC	.00	.00	.00	.00
CASH INVESTED - TEXSTAR	5,994.28	317.54	210.82	6,101.00
FUND TOTALS				

2017 054 DA CHECK COLLECTING	75.34	.00	.00	75.34
CASH - DA CHECK COLLECTING	.00	.00	.00	.00
CASH INVESTED - TEXPOOL	75.34	.00	.00	75.34
FUND TOTALS				

2017 055 CO ATTY FORFEITURE	.00	.00	.00	.00
FUND TOTALS				

2017 056 DISTRICT ATTY FORFEITURE	70,578.33	3,663.48	102.83	74,138.98
CASH - D.A. FORFEITURE FU	30,362.17	25.70	.00	30,387.87
CASH INVESTED - TEXPOOL	.00	25,003.48	.00	25,003.48
CASH INVESTED - LOGIC	.00	25,002.85	.00	25,002.85
CASH INVESTED - TEXSTAR	100,940.50	53,695.51	102.83	154,533.18
FUND TOTALS				

2017 057 D A SEIZURE FUND	36,773.99	4,605.00	14,635.99	26,743.00
CASH - SEIZURE-LAW	.00	.00	.00	.00
CASH INVESTED - TEXPOOL	36,773.99	4,605.00	14,635.99	26,743.00
FUND TOTALS				

2017 058 SHERIFF FORFEITURE	60,404.97	27,976.51	.00	88,381.48
CASH - SHERIFF FORFEITURE	37,890.53	32.14	.00	37,922.67
CASH INVESTED - TEXPOOL	.00	25,003.48	.00	25,003.48
CASH INVESTED - LOGIC	.00	25,002.85	.00	25,002.85
CASH INVESTED - TEXSTAR	98,295.50	78,014.98	.00	176,310.48
FUND TOTALS				

2017 059 JAIL COMMISSARY	33,380.15	4,173.08	408.88	37,144.35
CASH - JAIL COMMISSARY	78,756.89	66.84	.00	78,823.73
CASH INVESTED - TEXPOOL	.00	.00	.00	.00
CASH INVESTED - LOGIC	.00	.00	.00	.00
CASH INVESTED - TEXSTAR	112,137.04	4,239.92	408.88	115,968.08
FUND TOTALS				

2017 060 INTEREST & SINKING	.00	.00	.00	.00
CASH - INTEREST & SINKING	.00	.00	.00	.00
CASH INVESTED - TEXPOOL	.00	.00	.00	.00
CASH INVESTED - LOGIC	.00	.00	.00	.00
T-BILL INVESTMENTS	.00	.00	.00	.00
FUND TOTALS				

2017 061 2004 GO REFUNDING DEBT SERVICE	55,075.48	53,561.34	73,700.00	34,936.82
CASH - 2004 GO REFUNDING D/S	211,804.84	165.30	25,000.00	186,970.14
CASH INVESTED - TEXPOOL	300,747.11	305.14	25,000.00	276,052.25
CASH INVESTED - LOGIC				

ACCOUNT NAME	BEGINNING CASH BALANCE	CASH RECEIPTS	CASH DISBURSEMENTS	ENDING CASH BALANCE
2017 070 BOND FUND				
CASH - CONSTRUCTION FUND				
CASH INVESTED - TEXPOOL	.00	.00	.00	.00
CASH INVESTED - LOGIC	.00	.00	.00	.00
FUND TOTALS	744,029.02	54,186.75	123,700.00	674,515.77
2017 088 STATE FEES				
CASH - STATE FEES	36,255.48	51,691.48	133.38	87,813.58
CASH INVESTED - TEXPOOL	8,124.76	6.82	.00	8,131.58
CASH INVESTED - LOGIC	.00	.00	.00	.00
CASH INVESTED - TEXSTAR	5,160.47	4.56	.00	5,165.03
FUND TOTALS	49,540.71	51,702.86	133.38	101,110.19
2017 090 OFFICER'S TRUST				
CASH-OFFICERS TRUST	.00	.00	.00	.00
CASH INVESTED - TEXPOOL	.00	.00	.00	.00
CASH INVESTED - LOGIC	.00	.00	.00	.00
FUND TOTALS	.00	.00	.00	.00
2017 091 LIBRARY TRUST - LIDDELL				
CASH-LIBRARY TRUST/LIDDELL	1,342.77	.99	.00	1,343.76
CD INVESTMENT	15,000.00	.00	.00	15,000.00
FUND TOTALS	16,342.77	.99	.00	16,343.76
2017 092 LIBRARY TRUST - ROSENSTEIN				
CASH-LIBRARY TRUST/ROSENSTEIN	1,835.99	1.36	.00	1,837.35
CD INVESTMENT	19,000.00	.00	.00	19,000.00
FUND TOTALS	20,835.99	1.36	.00	20,837.35
2017 098 PAYROLL CLEARING				
CASH - PAYROLL CLEARING	56.07	1,319,447.67	.00	1,319,503.74
CASH INVESTED - TEXPOOL	.00	.00	.00	.00
FUND TOTALS	56.07	1,319,447.67	.00	1,319,503.74
2017 100 CHILD ABUSE PREVENTION FUND				
CASH-CHILD ABUSE PREVENTION	292.40	1.90	.00	294.30
CASH INVESTED - TEXPOOL	.00	.00	.00	.00
FUND TOTALS	292.40	1.90	.00	294.30
2017 101 PRETRIAL DIVERSION				
CASH-PRETRIAL DIVERSION	8,855.68	780.00	.00	9,635.68
CASH INVESTED - TEXPOOL	.00	.00	.00	.00
CASH INVESTED - LOGIC	.00	.00	.00	.00
FUND TOTALS	8,855.68	780.00	.00	9,635.68
2017 102 HOTEL OCCUPANCY TAX FUND				
CASH - HOTEL OCCUPANCY TAX	.00	.00	.00	.00
CASH INVESTED - TEXPOOL	.00	.00	.00	.00
CASH INVESTED - LOGIC	.00	.00	.00	.00
CASH INVESTED - TEXSTAR	.00	.00	.00	.00
FUND TOTALS	.00	.00	.00	.00
GRAND TOTALS	33,240,625.14	5,310,466.23	4,079,618.61	34,471,472.76