

AFFIDAVIT

STATE OF TEXAS

COUNTY OF COOKE

The members of the Commissioners' Court of Cooke County, Texas, state as follows:

The requirement of Subsection (C) of the Texas Local Government Code, §114.026 have been met for the term of August, 2013. The amount of cash and other assets in the custody of the County Treasurer at the time of examination are:

Cash (includes on hand, money market accounts, and short term investments) \$ 24,891,362.00.

Other Assets (long term investments) \$ _____.

Sworn to and subscribed this 23 day of September 2013

John O. Roane
John O. Roane, Cooke County Judge

Gary Hollowell
Gary Hollowell, Commissioner, Pct 1

B. C. Lemons
B. C. Lemons, Commissioner, Pct 2

Al Smith
Al Smith, Commissioner, Pct 3

Leon Klement
Leon Klement, Commissioner, Pct 4

ATTEST:

Rebecca Lawson
Rebecca Lawson, County Clerk

FILED FOR RECORD

13 SEP 23 PM 12: 02


REBECCA LAWSON
COUNTY CLERK, COOKE CO. TX

BY _____ DEPUTY


FINANCIAL REPORTS

August 2013


In accordance with Local Government Code 114.026, this affidavit states the current cash and reports in the custody of the county treasurer as of this date of August 31, 2013.



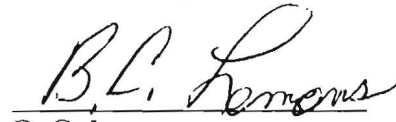
John O. Roane,
Cooke County Judge



Rebecca Lawson,
Cooke County Clerk



Gary Hollowell,
Commissioner Pct. #1



B. C. Lemons,
Commissioner Pct. #2



Al Smith,
Commission Pct. #3



Leon Klement,
Commissioner Pct. #4

MONTHLY REPORT

AUGUST 2013

PATTY BRENNAN

COOKE COUNTY TREASURER

PRIOR MONTH ENDING BANK STATEMENT BALANCE	\$2,057,020.79	
CLEARED DEPOSITS	\$2,221,193.66	264
CLEARED ADDITIONS	\$.00	
CLEARED CHECKS	\$1,646,532.57-	325
CLEARED DEDUCTIONS	<u>\$308,283.51-</u>	7

CURRENT MONTH ENDING BANK STATEMENT BALANCE \$2,323,398.37

CURRENT MONTH ENDING BANK STATEMENT BALANCE	\$2,323,398.37	
OUTSTANDING DEPOSITS	\$.00	
OUTSTANDING ADDITIONS	\$.00	
OUTSTANDING CHECKS	\$358,187.37-	397
OUTSTANDING DEDUCTIONS	<u>\$.00</u>	

RECONCILED BOOK BALANCE \$1,965,211.00

ENDING STATEMENT DATE 08/31/2013 CLERK: PB

PRIOR MONTH ENDING BANK STATEMENT BALANCE	\$207,477.91	
CLEARED DEPOSITS	\$791,329.52	3
CLEARED ADDITIONS	\$.00	
CLEARED CHECKS	\$791,119.76-	90
CLEARED DEDUCTIONS	<u>\$155.00-</u>	1

CURRENT MONTH ENDING BANK STATEMENT BALANCE \$207,532.67

CURRENT MONTH ENDING BANK STATEMENT BALANCE	\$207,532.67	
OUTSTANDING DEPOSITS	\$.00	
OUTSTANDING ADDITIONS	\$.00	
OUTSTANDING CHECKS	\$2,649.99-	4
OUTSTANDING DEDUCTIONS	<u>\$.00</u>	

RECONCILED BOOK BALANCE \$204,882.68

ENDING STATEMENT DATE 08/31/2013 CLERK: PB

FUND NAME	CHECKING ACCOUNT	CHECKING AMOUNT	TDOA ACCOUNT	TDOA AMOUNT	FUND TOTAL
2013 001 GENERAL	TREAS FUND	821,121.77	TEXPOOL LOGIC CERT DEPOS	4,490,112.21 10,000,383.02 1,000,000.00	16,311,617.00
2013 011 ROAD & BRIDGE 1	TREAS FUND	97,406.56	TEXPOOL LOGIC	523,012.59 500,019.15	1,120,438.30
2013 012 ROAD & BRIDGE 2	TREAS FUND	94,935.84	TEXPOOL LOGIC	206,798.00 200,007.66	501,741.50
2013 013 ROAD & BRIDGE 3	TREAS FUND	126,119.18	TEXPOOL LOGIC	565,945.13 500,019.15	1,192,083.46
2013 014 ROAD & BRIDGE 4	TREAS FUND	93,479.11	TEXPOOL LOGIC	500,823.54 700,026.80	1,294,329.45
2013 019 FM & LATERAL	TREAS FUND	12,878.26	TEXPOOL LOGIC	53,070.44 700,026.80	765,975.50
2013 020 TJPC	TREAS FUND	12,176.35	TEXPOOL LOGIC	5,000.00 10,000.00	27,176.35
2013 021 JUVENILE PROB-ISP	TREAS FUND	7,126.47	TEXPOOL LOGIC	2,286.32 2,500.12	11,912.91
2013 022 JUVENILE PROBATION	TREAS FUND	4,159.96	TEXPOOL		4,159.96
2013 023 JUVENILE PROB. IV-E	TREAS FUND	8,873.81	TEXPOOL LOGIC	2,008.62 3,000.12	13,882.55
2013 028 ADULT PROBATION	TREAS FUND	11,245.40	TEXPOOL LOGIC	8,627.69 25,000.95	44,874.04
2013 029 COMMUNITY CORRECTIONS	TREAS FUND	6,883.42	TEXPOOL LOGIC	5,000.00 5,000.00	16,883.42
2013 032 DISTRICT CLERK PRESERVATION	TREAS FUND	9,508.57	TEXPOOL LOGIC	5,000.00 5,000.00	19,508.57
2013 033 COUNTY/DISTRICT TECHNOLOGY	FTREAS FUND	2,179.63	TEXPOOL LOGIC	1,000.00 2,000.00	5,179.63
2013 034 COURT REPORTER	TREAS FUND	20,643.51	TEXPOOL LOGIC	12,151.62 30,001.14	62,796.27
2013 035 PERMANENT IMPROVEMENT	TREAS FUND	149,262.30	TEXPOOL LOGIC	250,438.76 550,021.07	949,722.13
2013 036 PROBATE JUDGE FEES	TREAS FUND		TEXPOOL		
2013 037 LAW ENFORCEMENT ED	TREAS FUND	21,109.96	TEXPOOL LOGIC	10,000.00 5,000.00	36,109.96
2013 038 JP TECH	TREAS FUND	12,431.27	TEXPOOL LOGIC	4,795.35 15,000.57	32,227.19

FUND NAME	CHECKING ACCOUNT	CHECKING AMOUNT	TDOA ACCOUNT	TDOA AMOUNT	FUND TOTAL
2013 039 DISASTER RELIEF	TREAS FUND		TEXPOOL		
2013 040 LAW LIBRARY	TREAS FUND	13,343.58	TEXPOOL LOGIC	26,446.14 50,001.93	89,791.65
2013 041 CC LIBRARY FUND	TREAS FUND	18,624.93	TEXPOOL LOGIC	4,147.00 8,000.30	30,772.23
2013 042 CC HISTORICAL COMM.	TREAS FUND	2,867.64			2,867.64
2013 043 JP COURTHOUSE SECURITY	TREAS FUND	9,981.14	TEXPOOL LOGIC	5,000.00 10,000.00	24,981.14
2013 044 COURTHOUSE SECURITY	TREAS FUND	22,411.46	TEXPOOL LOGIC	16,420.53 150,005.76	188,837.75
2013 045 FLOOD DAMAGE	TREAS FUND	10,739.00	TEXPOOL LOGIC	2,000.00 5,000.00	17,739.00
2013 046 CHAPTER 19	TREAS FUND	805.91-	TEXPOOL		805.91-
2013 047 CC RECORDS MANAGEMENT	TREAS FUND	1,203.69	TEXPOOL		1,203.69
2013 048 COUNTY RECORDS MANAGEMENT	TREAS FUND	36,954.50	TEXPOOL LOGIC	109,432.47 125,004.79	271,391.76
2013 049 CC RECORDS PRESERVATION	TREAS FUND	41,846.75	TEXPOOL LOGIC	43,470.69 100,003.84	185,321.28
2013 050 DIST CLERK RECORDS MANAGEMENT	TREAS FUND	16,035.29	TEXPOOL LOGIC	5,000.00 10,000.00	31,035.29
2013 051 DISTRICT CLERK ARCHIVE	TREAS FUND	5,786.52	TEXPOOL LOGIC	1,500.00 2,500.00	9,786.52
2013 052 COUNTY CLERK ARCHIVE FEE	TREAS FUND	16,616.32	TEXPOOL LOGIC	19,414.86 40,001.53	76,032.71
2013 053 CA CHECK COLLECTING	TREAS FUND	8,180.03	TEXPOOL LOGIC	2,500.00 5,000.00	15,680.03
2013 054 DA CHECK COLLECTING	TREAS FUND	246.44	TEXPOOL		246.44
2013 055 CO. ATTY FORFEITURE	TREAS FUND		TEXPOOL		
2013 056 DISTRICT ATTY FORFEITURE	TREAS FUND	20,795.22	TEXPOOL LOGIC	10,000.00 20,000.00	50,795.22
2013 057 D A SEIZURE FUND	TREAS FUND	25,716.82	TEXPOOL		25,716.82
2013 058 SHERIFF FORFEITURE	TREAS FUND	8,273.63	TEXPOOL LOGIC	2,500.00 5,000.00	15,773.63
2013 059 JAIL COMMISSARY	TREAS FUND	40,127.76	TEXPOOL LOGIC	10,000.00 20,000.00	70,127.76

FUND NAME	CHECKING ACCOUNT	CHECKING AMOUNT	TDOA ACCOUNT	TDOA AMOUNT	FUND TOTAL
2013 060 INTEREST & SINKING	TREAS FUND	12,234.04	TEXPOOL LOGIC	145,506.11 670,025.67	827,765.82
2013 061 2004 GO REFUNDING DEBT SERVITREAS FUND	TREAS FUND	848.82	TEXPOOL		848.82
2013 070 BOND FUND	TREAS FUND	101.47	TEXPOOL LOGIC	136.07	237.54
2013 088 STATE FEES	TREAS FUND	74,651.32	TEXPOOL LOGIC	7,297.73 10,000.49	91,949.54
2013 089 CHILDREN TRUST	TREAS FUND		TEXPOOL		
2013 090 OFFICER'S TRUST	TREAS FUND	60,527.47	TEXPOOL		60,527.47
2013 091 LIBRARY TRUST - LIDDELL	TREAS FUND	2,747.01	CERT DEPOS	15,000.00	17,747.01
2013 092 LIBRARY TRUST - ROSENSTEIN	TREAS FUND	4,214.47	CERT DEPOS	19,000.00	23,214.47
2013 098 PAYROLL CLEARING	PAYROLL	1,446,944.65			1,446,944.65
2013 100 CHILD ABUSE PREVENTION FUND	TREAS FUND	96.38	TEXPOOL		96.38
2013 101 PRETRIAL DIVERSION	TREAS FUND	5,056.00	TEXPOOL		5,056.00
		-----		-----	-----
TOTAL		3,417,907.81		22,574,392.73	25,992,300.54

CHECK ACCOUNT	CHECK
ACCOUNT BALANCE - TREAS FUND	1,970,963.16
ACCOUNT BALANCE - PAYROLL	1,446,944.65
	<hr/>
TOTAL	3,417,907.81

TDOA ACCOUNT	TDOA
ACCOUNT BALANCE - TEXPOOL	7,056,841.87
ACCOUNT BALANCE - LOGIC	14,483,550.86
ACCOUNT BALANCE - CERT DEPOS	1,034,000.00
	<hr/>
TOTAL	22,574,392.73

ACCOUNT NAME	BEGINNING CASH BALANCE	CASH RECEIPTS	CASH DISBURSEMENTS	ENDING CASH BALANCE
2013 001 GENERAL				
CASH - GENERAL FUND	10,376,588.63	1,744,816.35	11,300,283.21-	821,121.77
CASH ON HAND	285.10	150.00	.00	435.10
CASH INVESTED-TEXPOOL	5,490,112.21	.00	1,000,000.00-	4,490,112.21
CASH INVESTED - LOGIC	383.02	10,000,000.00	.00	10,000,383.02
T-BILLS - INVESTMENTS	.00	.00	.00	.00
CASH INVESTMENT-CD	1,000,000.00	.00	.00	1,000,000.00
FUND TOTALS	16,867,368.96	11,744,966.35	12,300,283.21-	16,312,052.10
2013 011 ROAD & BRIDGE 1				
CASH - ROAD & BRIDGE # 1	641,017.77	61,988.50	605,599.71-	97,406.56
CASH INVESTED	563,012.59	.00	40,000.00-	523,012.59
CASH INVESTED - LOGIC	19.15	500,000.00	.00	500,019.15
T-BILL INVESTMENTS	.00	.00	.00	.00
FUND TOTALS	1,204,049.51	561,988.50	645,599.71-	1,120,438.30
2013 012 ROAD & BRIDGE 2				
CASH - ROAD & BRIDGE # 2	267,609.03	100,796.09	273,469.28-	94,935.84
CASH INVESTED	276,798.00	.00	70,000.00-	206,798.00
CASH INVESTED - LOGIC	7.66	200,000.00	.00	200,007.66
T-BILL INVESTMENTS	.00	.00	.00	.00
FUND TOTALS	544,414.69	300,796.09	343,469.28-	501,741.50
2013 013 ROAD & BRIDGE 3				
CASH - ROAD & BRIDGE # 3	641,911.78	60,196.75	575,989.35-	126,119.18
CASH INVESTED	565,945.13	.00	.00	565,945.13
CASH INVESTED - LOGIC	19.15	500,000.00	.00	500,019.15
T-BILL INVESTMENTS	.00	.00	.00	.00
FUND TOTALS	1,207,876.06	560,196.75	575,989.35-	1,192,083.46
2013 014 ROAD & BRIDGE 4				
CASH - ROAD & BRIDGE # 4	849,282.59	85,594.72	841,398.20-	93,479.11
CASH INVESTED	550,823.54	.00	50,000.00-	500,823.54
CASH INVESTED - LOGIC	26.80	700,000.00	.00	700,026.80
T-BILL INVESTMENTS	.00	.00	.00	.00
FUND TOTALS	1,400,132.93	785,594.72	891,398.20-	1,294,329.45
2013 019 FM & LATERAL				
CASH - F M & LATERAL	712,860.31	17.95	700,000.00-	12,878.26
CASH INVESTED	53,070.44	.00	.00	53,070.44
CASH INVESTED - LOGIC	26.80	700,000.00	.00	700,026.80
T-BILL INVESTMENT	.00	.00	.00	.00
FUND TOTALS	765,957.55	700,017.95	700,000.00-	765,975.50
2013 020 TJPC				
CASH - T.J.P.C.	49,000.03	5.98	36,829.66-	12,176.35
CASH INVESTED - TEXPOOL	5,000.00	.00	.00	5,000.00
CASH INVESTED - LOGIC	10,000.00	10,000.00	10,000.00-	10,000.00
FUND TOTALS	64,000.03	10,005.98	46,829.66-	27,176.35
2013 021 JUVENILE PROB-ISP				
CASH - JUVENILE PROBATION	9,626.47	.00	2,500.00-	7,126.47
INVESTMENTS	2,286.32	.00	.00	2,286.32
CASH INVESTED - LOGIC	.12	7,500.00	5,000.00-	2,500.12
FUND TOTALS	11,912.91	7,500.00	7,500.00-	11,912.91
2013 022 JUVENILE PROBATION				
CASH - JUV. PROB. DIV	4,011.26	247.50	98.80-	4,159.96

ACCOUNT NAME	BEGINNING CASH BALANCE	CASH RECEIPTS	CASH DISBURSEMENTS	ENDING CASH BALANCE
INVESTMENTS	.00	.00	.00	.00
FUND TOTALS	4,011.26	247.50	98.80-	4,159.96
2013 023 JUVENILE PROB. IV-E				
CASH - IV-E	11,873.81	.00	3,000.00-	8,873.81
CASH INVESTED	2,008.62	.00	.00	2,008.62
CASH INVESTED - LOGIC	.12	3,000.00	.00	3,000.12
FUND TOTALS	13,882.55	3,000.00	3,000.00-	13,882.55
2013 028 ADULT PROBATION				
CASH - ADULT PROBATION	40,355.56	21,115.00	50,225.16-	11,245.40
CASH ON HAND	75.00	.00	.00	75.00
CASH INVESTED	8,627.69	.00	.00	8,627.69
CASH INVESTED - LOGIC	.95	25,000.00	.00	25,000.95
FUND TOTALS	49,059.20	46,115.00	50,225.16-	44,949.04
2013 029 COMMUNITY CORRECTIONS				
CASH - COMMUNITY CORRECTI	24,958.41	.00	18,074.99-	6,883.42
CASH INVESTED - TEXPOOL	5,000.00	.00	.00	5,000.00
CASH INVESTED - LOGIC	5,000.00	5,000.00	5,000.00-	5,000.00
FUND TOTALS	34,958.41	5,000.00	23,074.99-	16,883.42
2013 032 DISTRICT CLERK PRESERVATION				
CASH - DISTRICT CLERK PRESVATI	18,958.57	550.00	10,000.00-	9,508.57
CASH INVESTED - TEXPOOL	.00	5,000.00	.00	5,000.00
CASH INVESTED - LOGIC	.00	5,000.00	.00	5,000.00
FUND TOTALS	18,958.57	10,550.00	10,000.00-	19,508.57
2013 033 COUNTY/DISTRICT TECHNOLOGY FUN				
CASH - COUNTY/DISTRICT TECH	5,001.54	178.09	3,000.00-	2,179.63
CASH INVESTED - TEXPOOL	.00	1,000.00	.00	1,000.00
CASH INVESTED - LOGIC	.00	2,000.00	.00	2,000.00
FUND TOTALS	5,001.54	3,178.09	3,000.00-	5,179.63
2013 034 COURT REPORTER				
CASH - COURT REPORTER FUND	49,968.51	675.00	30,000.00-	20,643.51
INVESTMENTS	12,151.62	.00	.00	12,151.62
CASH INVESTED - LOGIC	1.14	30,000.00	.00	30,001.14
FUND TOTALS	62,121.27	30,675.00	30,000.00-	62,796.27
2013 035 PERMANENT IMPROVEMENT				
CASH - PERMANENT IMPROVEM	695,629.51	3,632.79	550,000.00-	149,262.30
CASH INVESTED	250,438.76	.00	.00	250,438.76
CASH INVESTED - LOGIC	21.07	550,000.00	.00	550,021.07
T-BILL INVESTMENTS	.00	.00	.00	.00
FUND TOTALS	946,089.34	553,632.79	550,000.00-	949,722.13
2013 036 PROBATE JUDGE FEES				
CASH - PROBATE JUDGE FEES	.00	.00	.00	.00
CASH INVESTED	.00	.00	.00	.00
FUND TOTALS	.00	.00	.00	.00
2013 037 LAW ENFORCEMENT ED				
CASH - LAW ENFORCEMENT ED	36,674.96	.00	15,565.00-	21,109.96
CASH INVESTED - TEXPOOL	.00	10,000.00	.00	10,000.00
CASH INVESTED - LOGIC	.00	5,000.00	.00	5,000.00
FUND TOTALS	36,674.96	15,000.00	15,565.00-	36,109.96

ACCOUNT NAME	BEGINNING CASH BALANCE	CASH RECEIPTS	CASH DISBURSEMENTS	ENDING CASH BALANCE
2013 038 JP TECH				
CASH - J P TECH FUND	26,977.16	1,295.81	15,841.70-	12,431.27
INVESTMENTS	4,795.35	.00	.00	4,795.35
CASH INVESTED - LOGIC	.57	15,000.00	.00	15,000.57
FUND TOTALS	<u>31,773.08</u>	<u>16,295.81</u>	<u>15,841.70-</u>	<u>32,227.19</u>
2013 039 DISASTER RELIEF				
CASH - DISASTERS	.00	.00	.00	.00
INVESTMENTS	.00	.00	.00	.00
FUND TOTALS	<u>.00</u>	<u>.00</u>	<u>.00</u>	<u>.00</u>
2013 040 LAW LIBRARY				
CASH - LAW LIBRARY	62,472.26	1,558.68	50,687.36-	13,343.58
CASH INVESTED	26,446.14	.00	.00	26,446.14
CASH INVESTED - LOGIC	1.93	50,000.00	.00	50,001.93
FUND TOTALS	<u>88,920.33</u>	<u>51,558.68</u>	<u>50,687.36-</u>	<u>89,791.65</u>
2013 041 CC LIBRARY FUND				
CASH - COOKE COUNTY LIBRA	27,697.32	2,090.95	11,163.34-	18,624.93
CASH INVESTED	4,147.00	.00	.00	4,147.00
CASH INVESTED - LOGIC	.30	8,000.00	.00	8,000.30
T-BILL INVESTMENTS	.00	.00	.00	.00
FUND TOTALS	<u>31,844.62</u>	<u>10,090.95</u>	<u>11,163.34-</u>	<u>30,772.23</u>
2013 042 CC HISTORICAL COMM.				
CASH - COOKE CO. HISTORIC	2,867.64	.00	.00	2,867.64
FUND TOTALS	<u>2,867.64</u>	<u>.00</u>	<u>.00</u>	<u>2,867.64</u>
2013 043 JP COURTHOUSE SECURITY				
CASH - JP COURTHOUSE SECURITY	24,693.54	310.55	15,022.95-	9,981.14
CASH INVESTED - TEXPOOL	.00	5,000.00	.00	5,000.00
CASH INVESTED - LOGIC	.00	10,000.00	.00	10,000.00
FUND TOTALS	<u>24,693.54</u>	<u>15,310.55</u>	<u>15,022.95-</u>	<u>24,981.14</u>
2013 044 COURTHOUSE SECURITY				
CASH - COURTHOUSE SECURIT	170,228.34	3,383.12	151,200.00-	22,411.46
CASH INVESTED	16,420.53	.00	.00	16,420.53
CASH INVESTED - LOGIC	5.76	150,000.00	.00	150,005.76
FUND TOTALS	<u>186,654.63</u>	<u>153,383.12</u>	<u>151,200.00-</u>	<u>188,837.75</u>
2013 045 FLOOD DAMAGE				
CASH - FLOOD DAMAGE	17,739.00	.00	7,000.00-	10,739.00
CASH INVESTED - TEXPOOL	.00	2,000.00	.00	2,000.00
CASH INVESTED - LOGIC	.00	5,000.00	.00	5,000.00
FUND TOTALS	<u>17,739.00</u>	<u>7,000.00</u>	<u>7,000.00-</u>	<u>17,739.00</u>
2013 046 CHAPTER 19				
CASH - CHAPTER 19	463.40-	.00	342.51-	805.91-
INVESTMENTS	.00	.00	.00	.00
FUND TOTALS	<u>463.40-</u>	<u>.00</u>	<u>342.51-</u>	<u>805.91-</u>
2013 047 CC RECORDS MANAGEMENT				
CASH - CC RECORDS MANAGEMENT	1,113.79	89.90	.00	1,203.69
INVESTMENTS - TEXPOOL	.00	.00	.00	.00
FUND TOTALS	<u>1,113.79</u>	<u>89.90</u>	<u>.00</u>	<u>1,203.69</u>
2013 048 COUNTY RECORDS MANAGEMENT				
CASH - RECORDS MANAGEMENT	162,280.39	1,398.98	126,724.87-	36,954.50

ACCOUNT NAME	BEGINNING CASH BALANCE	CASH RECEIPTS	CASH DISBURSEMENTS	ENDING CASH BALANCE
CASH INVESTED	109,432.47	.00	.00	109,432.47
CASH INVESTED - LOGIC	4.79	125,000.00	.00	125,004.79
FUND TOTALS	271,717.65	126,398.98	126,724.87-	271,391.76
2013 049 CC RECORDS PRESERVATION				
CASH - RECORDS PRESERVATI	137,251.75	4,595.00	100,000.00-	41,846.75
INVESTMENTS	43,470.69	.00	.00	43,470.69
CASH INVESTED - LOGIC	3.84	100,000.00	.00	100,003.84
FUND TOTALS	180,726.28	104,595.00	100,000.00-	185,321.28
2013 050 DIST CLERK RECORDS MANAGEMENT				
CASH - D C RECORDS MANAGEMENT	30,627.09	408.20	15,000.00-	16,035.29
CASH INVESTED - TEXPOOL	.00	5,000.00	.00	5,000.00
CASH INVESTED - LOGIC	.00	10,000.00	.00	10,000.00
FUND TOTALS	30,627.09	15,408.20	15,000.00-	31,035.29
2013 051 DISTRICT CLERK ARCHIVE				
DISTRICT CLERK ARCHIVE	9,511.52	275.00	4,000.00-	5,786.52
CASH INVESTED - TEXPOOL	.00	1,500.00	.00	1,500.00
CASH INVESTED - LOGIC	.00	2,500.00	.00	2,500.00
FUND TOTALS	9,511.52	4,275.00	4,000.00-	9,786.52
2013 052 COUNTY CLERK ARCHIVE FEE				
CASH -RECORDS ARCHIVE	59,978.23	4,030.00	47,391.91-	16,616.32
INVESTMENTS	19,414.86	.00	.00	19,414.86
CASH INVESTED - LOGIC	1.53	40,000.00	.00	40,001.53
FUND TOTALS	79,394.62	44,030.00	47,391.91-	76,032.71
2013 053 CA CHECK COLLECTING				
CASH - CHECK COLLECTING &	15,528.28	260.15	7,608.40-	8,180.03
CASH INVESTED - TEXPOOL	.00	2,500.00	.00	2,500.00
CASH INVESTED - LOGIC	.00	5,000.00	.00	5,000.00
FUND TOTALS	15,528.28	7,760.15	7,608.40-	15,680.03
2013 054 DA CHECK COLLECTING				
CASH - DA CHECK COLLECTING	118.72	150.00	22.28-	246.44
CASH INVESTED	.00	.00	.00	.00
FUND TOTALS	118.72	150.00	22.28-	246.44
2013 055 CO. ATTY FORFEITURE				
CASH - CO. ATTY. BOND FOR	.00	.00	.00	.00
INVESTMENTS	.00	.00	.00	.00
FUND TOTALS	.00	.00	.00	.00
2013 056 DISTRICT ATTY FORFEITURE				
CASH - D.A. FORFEITURE FU	50,795.22	.00	30,000.00-	20,795.22
CASH INVESTED - TEXPOOL	.00	10,000.00	.00	10,000.00
CASH INVESTED - LOGIC	.00	20,000.00	.00	20,000.00
FUND TOTALS	50,795.22	30,000.00	30,000.00-	50,795.22
2013 057 D A SEIZURE FUND				
CASH - SEIZURE-LAW	24,951.82	765.00	.00	25,716.82
INVESTMENTS	.00	.00	.00	.00
FUND TOTALS	24,951.82	765.00	.00	25,716.82
2013 058 SHERIFF FORFEITURE				
CASH- SHERIFF FORFEITURE	16,773.63	.00	8,500.00-	8,273.63

ACCOUNT NAME	BEGINNING CASH BALANCE	CASH RECEIPTS	CASH DISBURSEMENTS	ENDING CASH BALANCE
CASH INVESTED - TEXPOOL	.00	2,500.00	.00	2,500.00
CASH INVESTED - LOGIC	.00	5,000.00	.00	5,000.00
FUND TOTALS	16,773.63	7,500.00	8,500.00-	15,773.63
2013 059 JAIL COMMISSARY				
CASH - JAIL COMMISSARY	68,282.60	2,862.33	31,017.17-	40,127.76
CASH INVESTED - TEXPOOL	.00	10,000.00	.00	10,000.00
CASH INVESTED - LOGIC	.00	20,000.00	.00	20,000.00
FUND TOTALS	68,282.60	32,862.33	31,017.17-	70,127.76
2013 060 INTEREST & SINKING				
CASH - INTEREST & SINKING	712,450.82	66,620.72	766,837.50-	12,234.04
CASH INVESTED	208,006.11	.00	62,500.00-	145,506.11
CASH INVESTED - LOGIC	25.67	670,000.00	.00	670,025.67
T-BILL INVESTMENTS	.00	.00	.00	.00
FUND TOTALS	920,482.60	736,620.72	829,337.50-	827,765.82
2013 061 2004 GO REFUNDING DEBT SERVICE				
CASH - 2004 GO REFUNDING D/S	11,673.82	86,000.00	96,825.00-	848.82
CASH INVESTED	.00	.00	.00	.00
T-BILL INVESTMENTS	.00	.00	.00	.00
FUND TOTALS	11,673.82	86,000.00	96,825.00-	848.82
2013 070 BOND FUND				
CASH - CONSTRUCTION FUND	101.47	.00	.00	101.47
CASH INVESTED	136.07	.00	.00	136.07
CASH INVESTED - LOGIC	.00	.00	.00	.00
FUND TOTALS	237.54	.00	.00	237.54
2013 088 STATE FEES				
CASH - STATE FEES	73,217.81	46,433.51	45,000.00-	74,651.32
CASH INVESTED	7,297.73	.00	.00	7,297.73
CASH INVESTED - LOGIC	34,999.51-	45,000.00	.00	10,000.49
FUND TOTALS	45,516.03	91,433.51	45,000.00-	91,949.54
2013 089 CHILDREN TRUST				
CASH - CHILDRENS TRUST	.00	.00	.00	.00
CASH INVESTED	.00	.00	.00	.00
FUND TOTALS	.00	.00	.00	.00
2013 090 OFFICER'S TRUST				
CASH-OFFICERS TRUST	60,527.47	25,000.00	25,000.00-	60,527.47
CASH INVESTED	.00	.00	.00	.00
CASH INVESTED - LOGIC	.00	25,000.00	25,000.00-	.00
FUND TOTALS	60,527.47	50,000.00	50,000.00-	60,527.47
2013 091 LIBRARY TRUST - LIDDELL				
CASH-LIBRARY TRUST/LIDDELL	2,747.01	.00	.00	2,747.01
CD INVESTMENT	15,000.00	.00	.00	15,000.00
FUND TOTALS	17,747.01	.00	.00	17,747.01
2013 092 LIBRARY TRUST - ROSENSTEIN				
CASH-LIBRARY TRUST/ROSENSTEIN	4,214.47	.00	.00	4,214.47
CD INVESTMENT	19,000.00	.00	.00	19,000.00
FUND TOTALS	23,214.47	.00	.00	23,214.47
2013 098 PAYROLL CLEARING				
CASH - PAYROLL CLEARING	655,615.13	791,329.52	.00	1,446,944.65

ACCOUNT NAME	BEGINNING CASH BALANCE	CASH RECEIPTS	CASH DISBURSEMENTS	ENDING CASH BALANCE
INVESTMENTS	<u>.00</u>	<u>.00</u>	<u>.00</u>	<u>.00</u>
FUND TOTALS	655,615.13	791,329.52	.00	1,446,944.65
2013 100 CHILD ABUSE PREVENTION FUND				
CASH-CHILD ABUSE PREVENTION	91.74	4.64	.00	96.38
CASH INVESTED	<u>.00</u>	<u>.00</u>	<u>.00</u>	<u>.00</u>
FUND TOTALS	91.74	4.64	.00	96.38
2013 101 PRETRIAL DIVERSION				
CASH-PRETRIAL DIVERSION	5,004.00	2,052.00	2,000.00-	5,056.00
CASH INVESTED	.00	.00	.00	.00
CASH INVESTED - LOGIC	<u>.00</u>	<u>2,000.00</u>	<u>2,000.00-</u>	<u>.00</u>
FUND TOTALS	5,004.00	4,052.00	4,000.00-	5,056.00
GRAND TOTALS	<u>26,110,150.21</u>	<u>17,725,378.78</u>	<u>17,842,718.35-</u>	<u>25,992,810.64</u>

C.D. INVESTMENTS
LANDMARK BANK

August 2013

<u>C.D.#</u>	<u>PURCHASE DATE</u>	<u>AMOUNT</u>	<u>MAT. DATE</u>
GEN/4170804415	May 24, 2013	500,000.00	May 24, 2014
GEN/4170804423	May 24, 2013	500,000.00	May 24, 2014
Library Trust- Liddell	January 9, 2013	7,500.00	Jan. 9, 2014
Library Trust- Liddell	January 9, 2013	7,500.00	Jan. 9, 2014
Library Trust- Rosenstein	Jun. 9, 2012	11,000.00	Jun. 9, 2014

INT. EARNED MONTHLY:

2-Gen CD's @ .25%
2-Liddell CD's @ .35%
Rosenstein CD @ 1.45%

All interest gets deposited into the Treasurer's Fund. The 2 Gen CD's interest gets deposited monthly, and the 3 Library's CD's interest gets deposited quarterly.

PLEGGED SECURITIES FOR COOKE COUNTY
FROM LANDMARK BANK

August 2013

L of C#	AMOUNT	MAT. DATE
3087-1676	700,000.00	11/07/2013
TOTAL:	700,000.00	

Landmark Bank, N.A.
 Cooke County
 As of: Saturday, August 31, 2013

Detail Section:

<u>Account No.</u>	<u>Balance</u>	<u>Int Rate</u>	<u>Type</u>	<u>Officer</u>
28002408	\$0	0.00%	TDSV	R1B
28002416	\$0	0.00%	TDSV	R1B
28900090	\$207,533	0.00%	CK	R1B
28900287	\$2,323,398	0.15%	CK	R1B
28900325	\$80,001	0.00%	CK	R1B
28900333	\$0	0.00%	CK	R1B
28900341	\$6,650	0.00%	CK	R1B
28900368	\$70,433	0.15%	CK	R1B
28900376	\$107,370	0.00%	CK	R1B
28900384	\$433	0.00%	CK	R1B
28900392	\$1,906	0.00%	CK	R1B
28900406	\$48,492	0.00%	CK	R1B
28900414	\$10,293	0.00%	CK	R1B
28900422	\$0	0.00%	CK	R1B
28900449	\$283,340	0.00%	CK	R1B
28900457	\$0	0.00%	CK	R1B
28900465	\$0	0.00%	CK	R1B
28900481	\$274,691	0.00%	CK	R1B
28900511	\$975	0.00%	CK	R1B
28900538	\$1,548	0.00%	CK	R1B
28901259	\$15,789	0.00%	CK	ELE
28901593	\$4,069	0.00%	CK	JDH
4170003539	\$37,250	0.00%	CK	R1B
4170009684	\$0	0.00%	CK	R1B
4170009700	\$0	0.00%	CK	R1B
4170013934	\$0	0.00%	CK	JDH
4170023065	\$15,116	0.00%	CK	R1B
4170800744	\$0	0.00%	TDSV	JDH
4170800751	\$0	0.00%	TDSV	JDH
4170801528	\$0	0.00%	TDSV	R1B
4170801536	\$0	0.00%	TDSV	R1B
4170802286	\$0	0.00%	TDSV	JDH
4170802294	\$0	0.00%	TDSV	JDH
4170802849	\$0	0.00%	TDSV	JDH
4170802856	\$0	0.00%	TDSV	JDH
4170803896	\$0	0.00%	TDSV	R1B
4170803904	\$0	0.00%	TDSV	R1B
4170804019	\$163,305	0.25%	TDSV	R1B

4170804142	\$7,500	0.35%	TDSV	R1B
4170804159	\$7,500	0.35%	TDSV	R1B
4170804415	\$500,000	0.25%	TDSV	T1G
4170804423	\$500,000	0.25%	TDSV	T1G

Collateral Section:

<u>Description / LOC No.</u>	<u>Amount</u>	<u>Maturity Date</u>
Securities - Market Value	\$4,609,997	(See add'l report)
1676	\$700,000	11/7/2013

Pledge Report Summary:

Total Deposits	\$	4,667,593
Plus Additional Coverage (per Agreement)	\$	0
Total Collateral Needed	\$	<u>4,667,593</u>
Collateral Pledged	\$	5,309,997
FDIC Insurance	\$	250,000
Total Collateral Provided	\$	<u>5,559,997</u>
Total Public Funding Excess / (Needed)	\$	<u><u>892,403</u></u>

IP Pledged Securities

Landmark Bank 5961
Columbia, MO
From 8/1/2013 To 8/31/2013

Customer ID: 5961
Report Date: 9/1/2013
PAS Rep: Vance Roe
Account Rep: Bob Fitzpatrick

Cusip Grp	Intent Ticket	Description	Loc	Safekeeping Agent	Rate	Maturity	Original Face Par/Current Face	S & P Moody	Date Priced	Book Value Market Value
PLEGGED TO: J7BM COOKE COUNTY										
3133TTX48 MB4	AFS 783451	fhlmc remic ser 2326 ZQ	FED	FEDERAL RESERVE BANK	6.5000	06/15/2031	300,000.00 91,760.30	NR NR	08/30/2013	105,309.28 102,108.85
31392WB41 MB4	AFS 719835	FHL2512 PG	FED	FEDERAL RESERVE BANK	5.5000	10/15/2022	400,000.00 234,860.20	NR NR	08/30/2013	255,342.00 258,401.17
31394B3U6 MB4	AFS 704475	FNM05009 VB	FED	FEDERAL RESERVE BANK	5.0000	02/25/2027	200,000.00 85,549.30	NR NR	08/30/2013	86,820.51 87,010.40
31394CMY5 MB4	AFS 733876	FNM05016 LE	FED	FEDERAL RESERVE BANK	5.5000	07/25/2033	1,100,000.00 968,287.36	NR NR	08/30/2013	1,011,658.76 1,006,305.23
31394RJX8 MB4	AFS 704476	FHLMC REMIC SER 2754 PD	FED	FEDERAL RESERVE BANK	5.0000	11/15/2032	100,000.00 38,127.01	NR NR	08/30/2013	39,337.35 39,461.27
31395FGT5 MB4	AFS 700784	FHR 2855 OV	FED	FEDERAL RESERVE BANK	5.0000	01/15/2024	1,000,000.00 252,057.92	NR NR	08/30/2013	253,595.63 254,448.19
31395HVM9 MB4	AFS 856892	FHL2896 BZ	FED	FEDERAL RESERVE BANK	5.0000	11/15/2034	200,000.00 309,484.63	NR Nr	08/30/2013	353,667.82 332,284.05
31395TKY9 MB4	AFS 681322	FHL2957 PT	FED	FEDERAL RESERVE BANK	5.5000	11/15/2033	25,000.00 3,238.56	NR NR	08/30/2013	3,285.84 3,309.25
31395UC66 MB4	AFS 717684	FHL2975 OG	FED	FEDERAL RESERVE BANK	5.5000	04/15/2033	1,750,000.00 268,187.26	NR NR	08/30/2013	269,438.75 269,830.18
31395VKJ7 MB4	AFS 675736	FHLMC REMIC SER 2984 ND	FED	FEDERAL RESERVE BANK	5.5000	06/15/2033	500,000.00 114,685.94	NR NR	08/30/2013	115,306.94 115,866.52
31396ALL6 MB4	AFS 746903	FHL3035 DP	FED	FEDERAL RESERVE BANK	5.5000	10/15/2034	2,100,000.00 829,275.64	NR NR	08/30/2013	870,563.45 871,469.98
31396WUN4 MB4	AFS 551936	FNMA REMIC SER 63 DA	FED	FEDERAL RESERVE BANK	6.0000	05/25/2034	750,000.00 29,028.58	NR NR	08/30/2013	29,057.48 29,632.02
38374F2L7 MB4	AFS 844136	GNM04024 ZM	FED	FEDERAL RESERVE BANK	5.0000	04/20/2034	700,000.00 1,115,187.09	NR Nr	08/30/2013	1,269,562.77 1,239,869.44
TOTAL PLEDGE FOR PLEDGE ID: J7BM COOKE COUNTY										
Total Pledged: 13		Orig Face: 9,125,000.00		Current Face: 4,339,729.79		Market Value: 4,609,996.55		Book Value: 4,662,946.58		

FTN Financial Group and its affiliates (FTN) provide bond rating information as a service to its clients. FTN obtains this information from third party sources that we consider reliable but we make no representation or warranty as to its completeness or accuracy. The information provided is as of the date shown and FTN does not perform an independent analysis to confirm this information.



EL CAMPO, TX

Pledge Security Listing

August 31, 2013



ID	CUSIP	Description	Safekeeping Location	Safekeeping Receipt	Coupon	Maturity Date	Call Date	Moody	S&P	Fitch	FASB115	Face Amount	Current Par	Current Book Value	Market Value	Gain(Loss)
COOKE COUNTY																
2047	3128MBNA1	FHLMC G12885	FHLB	x	5.00	06/01/2021		AAA	AA+	AAA	HTM	155,326	25,577.93	25,576.93	27,603.27	2,026.34
2107	31410G5S8	FNMA 889257	FHLB	x	5.00	04/01/2021		AAA	AA+	AAA	HTM	104,467	17,137.61	17,136.89	18,426.64	1,289.75
Total for COOKE COUNTY												259,793	42,715.54	42,713.82	46,029.91	3,316.10

Although the information in this report has been obtained from sources believed to be reliable, its accuracy cannot be guaranteed.

8/29/2013 3:16:05 PM

INVESTMENTS-TEXPOOL
PATTY BRENNAN, COOKE COUNTY TREASURER
AUGUST 2013

ACCT NAME	BALANCE FORWARD	DEPOSITS	WITH- DRAWALS	CURRENT INTEREST	ENDING BALANCE
GENERAL	\$ 5,490,112.21	0.00	1000000.00	\$ 181.33	\$ 4,490,293.54
R & B -1	\$ 563,012.59	0.00	40000.00	\$ 20.61	\$ 523,033.20
R & B -2	\$ 276,798.00	0.00	70000.00	\$ 8.68	\$ 206,806.68
R & B -3	\$ 565,945.13	0.00	0.00	\$ 20.98	\$ 565,966.11
R & B -4	\$ 550,823.54	0.00	50000.00	\$ 19.73	\$ 500,843.27
FM & L	\$ 53,070.44	0.00	0.00	\$ 1.98	\$ 53,072.42
TJPC	\$ 5,000.00	0.00	0.00	\$ 0.12	\$ 5,000.12
JUV-ISP	\$ 2,286.32	0.00	0.00	\$ -	\$ 2,286.32
JUV-IVE	\$ 2,008.62	0.00	0.00	\$ -	\$ 2,008.62
ADULT PROB	\$ 8,627.69	0.00	0.00	\$ 0.31	\$ 8,628.00
COMMUNITY CORRECT	\$ 5,000.00	0.00	0.00	\$ 0.12	\$ 5,000.12
COURT REP	\$ 12,151.62	0.00	0.00	\$ 0.47	\$ 12,152.09
DIST CLK PRESERVATION	\$ 5,000.00	0.00	0.00	\$ 0.12	\$ 5,000.12
COUNTY/DIST. TECH	\$ 1,000.00	0.00	0.00	\$ -	\$ 1,000.00
PERM IMP	\$ 250,438.76	0.00	0.00	\$ 9.27	\$ 250,448.03
LAW ENFORCEMENT ED	\$ 10,000.00	0.00	0.00	\$ 0.18	\$ 10,000.18
JP-TECH	\$ 4,795.35	0.00	0.00	\$ 0.22	\$ 4,795.57
LAW LIBRARY	\$ 26,446.14	0.00	0.00	\$ 0.95	\$ 26,447.09
CC LIBRARY	\$ 4,147.00	0.00	0.00	\$ 0.16	\$ 4,147.16
JP-CH SECURITY	\$ 5,000.00	0.00	0.00	\$ 0.12	\$ 5,000.12
C H SECURITY	\$ 16,420.53	0.00	0.00	\$ 0.64	\$ 16,421.17
FLOOD DAMAGE	\$ 2,000.00	0.00	0.00	\$ -	\$ 2,000.00
REC MGMT	\$ 109,432.47	0.00	0.00	\$ 4.06	\$ 109,436.53
REC PRESV	\$ 43,470.69	0.00	0.00	\$ 1.60	\$ 43,472.29
DIST CLK REC MGMT	\$ 5,000.00	0.00	0.00	\$ 0.12	\$ 5,000.12
DIST CLK ARCHIVE	\$ 1,500.00	0.00	0.00	\$ -	\$ 1,500.00
ARCHIVE	\$ 19,414.86	0.00	0.00	\$ 0.71	\$ 19,415.57
CTY ATTY CHECK COLLECT	\$ 2,500.00	0.00	0.00	\$ -	\$ 2,500.00
DIST ATTY FORFEITURE	\$ 10,000.00	0.00	0.00	\$ 0.18	\$ 10,000.18

INVESTMENTS-TEXPOOL
PATTY BRENNAN, COOKE COUNTY TREASURER
AUGUST 2013

SHERIFF FORFEITURE	\$ 2,500.00	0.00	0.00	\$ -	\$ 2,500.00
JAIL COMMISSARY	\$ 10,000.00	0.00	0.00	\$ 0.18	\$ 10,000.18
INT & SINKING	\$ 208,006.11	0.00	62500.00	\$ 6.02	\$ 145,512.13
STATE FEES	\$ 7,297.73	0.00	0.00	\$ 0.31	\$ 7,298.04
CONST. BOND	\$ 136.07	0.00	0.00	\$ -	\$ 136.07
<u>TOTAL: TREAS FUND</u>	<u>\$ 8,279,341.87</u>	<u>\$ -</u>	<u>1222500.00</u>	<u>\$ 279.17</u>	<u>\$ 7,057,121.04</u>

YEAR - TO - DATE INTEREST	BAL FORWARD	CURRENT INT.	BALANCE
	\$ 18,015.48	\$ 279.17	\$ 18,294.65
AVG YEILD FOR AUG 2013	0.04%	MKT VALUE PER SHARE	\$ 1.00

INVESTMENTS-LOGIC
PATTY BRENNAN, COOKE COUNTY TREASURER
August, 2013

ACCT NAME	BALANCE FORWARD	DEPOSITS	WITH- DRAWALS	CURRENT INTEREST	ENDING BALANCE
GENERAL	\$ 10,000,383.02	0.00	0.00	\$ 894.20	\$ 10,001,277.22
R & B -1	\$ 500,019.15	0.00	0.00	\$ 44.70	\$ 500,063.85
R & B -2	\$ 200,007.66	0.00	0.00	\$ 17.89	\$ 200,025.55
R & B -3	\$ 500,019.15	0.00	0.00	\$ 44.70	\$ 500,063.85
R & B -4	\$ 700,026.80	0.00	0.00	\$ 62.59	\$ 700,089.39
FM & L	\$ 700,026.80	0.00	0.00	\$ 62.59	\$ 700,089.39
TJPC	\$ 10,000.00	0.00	0.00	\$ 0.59	\$ 10,000.59
JUV-ISP	\$ 2,500.12	0.00	0.00	\$ 0.27	\$ 2,500.39
JUV-IVE	\$ 3,000.12	0.00	0.00	\$ 0.28	\$ 3,000.40
ADULT PROB	\$ 25,000.95	0.00	0.00	\$ 2.23	\$ 25,003.18
COMMUNITY CORRECT	\$ 5,000.00	0.00	0.00	\$ 0.26	\$ 5,000.26
DIST CLK PRESERVATION	\$ 5,000.00	0.00	0.00	\$ 0.26	\$ 5,000.26
CTY/DIST TECH	\$ 2,000.00	0.00	0.00	\$ 0.17	\$ 2,000.17
COURT REP	\$ 30,001.14	0.00	0.00	\$ 2.68	\$ 30,003.82
PERM IMP	\$ 550,021.07	0.00	0.00	\$ 49.21	\$ 550,070.28
LAW ENFORCEMENT ED	\$ 5,000.00	0.00	0.00	\$ 0.26	\$ 5,000.26
JP-TECH	\$ 15,000.57	0.00	0.00	\$ 1.32	\$ 15,001.89
LAW LIBRARY	\$ 50,001.93	0.00	0.00	\$ 4.48	\$ 50,006.41
CC LIBRARY	\$ 8,000.30	0.00	0.00	\$ 0.70	\$ 8,001.00
JP-CH SECURITY	\$ 10,000.00	0.00	0.00	\$ 0.56	\$ 10,000.56
C H SECURITY	\$ 150,005.76	0.00	0.00	\$ 13.39	\$ 150,019.15
FLOOD DAMAGE	\$ 5,000.00	0.00	0.00	\$ 0.26	\$ 5,000.26
REC MGMT	\$ 125,004.79	0.00	0.00	\$ 11.18	\$ 125,015.97
REC PRESV	\$ 100,003.84	0.00	0.00	\$ 8.93	\$ 100,012.77
DIST CLK REC MGMT	\$ 10,000.00	0.00	0.00	\$ 0.59	\$ 10,000.59
DIST CLK ARCHIVE	\$ 2,500.00	0.00	0.00	\$ 0.18	\$ 2,500.18
ARCHIVE	\$ 40,001.53	0.00	0.00	\$ 3.58	\$ 40,005.11
CTY ATTY CHECK COLLECT	\$ 5,000.00	0.00	0.00	\$ 0.26	\$ 5,000.26
DIST ATTY FORFEITURE	\$ 20,000.00	0.00	0.00	\$ 1.17	\$ 20,001.17

INVESTMENTS-LOGIC
PATTY BRENNAN, COOKE COUNTY TREASURER
 August, 2013

SHERIFF FORFEITURE	\$ 5,000.00	0.00	0.00	\$ 0.26	\$ 5,000.26
JAIL COMMISSARY	\$ 20,000.00	0.00	0.00	\$ 1.17	\$ 20,001.17
INT & SINKING	\$ 670,025.67	0.00	0.00	\$ 59.91	\$ 670,085.58
STATE FEES	\$ 10,000.49	0.00	0.00	\$ 0.91	\$ 10,001.40
OFFICERS TRUST		\$ 25,000.00	\$ 25,000.00	\$ -	\$ -
PRETRIAL DIVERSION		\$ 2,000.00	\$ 2,000.00	\$ -	\$ -
TOTAL: TREAS FUND	<u>\$ 14,483,550.86</u>	<u>\$ 27,000.00</u>	<u>\$ 27,000.00</u>	<u>\$ 1,291.73</u>	<u>\$ 14,484,842.59</u>

YEAR - TO - DATE INTEREST	BAL FORWARD	CURRENT INT.	BALANCE
	\$ 550.86	\$ 1,291.73	\$ 1,842.59

AVG. YEILD FOR AUG 2013	0.11%	MKT VALUE PER SHARE	\$ 1.00
-------------------------	-------	---------------------	---------