

Van Zandt County

Monthly Financial & Investment Report


Month Ending March 31, 2018

TO BE RECORDED IN THE APRIL 18, 2018 MINUTES

OF THE COMMISSIONERS' COURT

BY VAN ZANDT COUNTY CLERK.


SUBMITTED THIS THE 12TH DAY OF MARCH 2018



Teri Pruitt, Treasurer

The Van Zandt County Commissioners' Court, having reviewed the Treasurer's Report as presented, having taken reasonable steps to ensure its accuracy, and based upon presentations of the Treasurer's Office, does hereby approve the Report, subject to the independent auditor's review and does further order that it be filed with the official minutes of this meeting. {LGC 114.026(c)}

In addition, the below signatures affirm that the Treasurers' Report complies with statutes as referenced. {LGC 114.026(d)}S




Don Kirkpatrick, Van Zandt County Judge




Brandon Brown

Commissioner Precinct #1



Keith Pearson

Commissioner Precinct #3



Virgil Melton, Jr.

Commissioner Precinct #2



Tim West

Commissioner Precinct #4

FUND NAME	CHECKING ACCOUNT	CHECKING AMOUNT	TDOA ACCOUNT	TDOA AMOUNT	FUND TOTAL
2018 010 GENERAL FUND	FIN CLEAR AMERICAN CITY JURY	715,500.52	TDOA MBIA	4,130,125.66	4,850,214.20
2018 012 RESERVE FUNDS	FIN CLEAR	3,309.00	TDOA MBIA	1,279.02	
2018 015 SHERIFF FORFEITURE FUND	FIN CLEAR AMERICAN	7,166.84	TDOA MBIA	14,650.04	21,816.88
2018 016 DA FORFEITURE FUND	FIN CLEAR		TDOA MBIA		
	ESCROW #1	3,097.40			
	ESCROW #2	1,816.28			
	ESCROW #3	1,168.24			
	ESCROW #4	301.63			
	ESCROW #5	801.65			
	ESCROW #6	1,870.53			
	ESCROW #7	2,467.09			
	ESCROW #8	6,166.84			
	ESCROW #9	1,017.17			
	ESCROW #10	5,074.89			
	ESCROW #11	2,813.17			
	ESCROW #12				
	ESCROW #13				
	ESCROW #14				
	ESCROW #15				
	ESCROW #16				
	ESCROW #17				
	ESCROW #18				
	ESCROW #19				
	ESCROW #20				
	ESCROW #21				
	ESCROW #22				
	ESCROW #23				
	ESCROW #24				
	ESCROW #25				
	ESCROW #26				
	ESCROW #27				
	ESCROW #28				
	ESCROW #29				
	ESCROW #30				
	ESCROW #31				
	ESCROW #32				
	ESCROW #33				
	ESCROW #34				
	ESCROW #35				
	ESCROW #36				
	ESCROW #37				
	ESCROW #38				
	ESCROW #39				
	ESCROW #40				
	ESCROW #41				
	ESCROW #42				
	ESCROW #43				
	ESCROW #44				
	ESCROW #45				
		8,252.59			
		1,532.38			
		3,504.39			
		2,300.69			
		12,365.03			
		526.74			
		2,892.26			
		2,918.56			
		2,706.57			
		940.32			
		536.03			
		327.77			
		2,099.71			
		1,122.31			
		202.13			
		3,121.05			
		1,475.71			
		1,423.08			

FUND NAME	CHECKING ACCOUNT	CHECKING AMOUNT	TDOA ACCOUNT	TDOA AMOUNT	FUND TOTAL
	ESCROW #46				
	ESCROW #47				
	ESCROW #48				
	ESCROW #49				
	ESCROW #50				
	ESCROW #51				
	ESCROW #52				
	ESCROW #53				
	ESCROW #54	368.71			
	ESCROW #55				
	ESCROW #56				
	ESCROW #57	2,626.86			
	ESCROW #58				
	ESCROW #59	183.99			
	ESCROW #60				
	ESCROW #61				
	ESCROW #62				
	ESCROW #63				
	ESCROW #64				
	ESCROW #65				
	ESCROW #66				
	ESCROW #67				
	ESCROW #68				
	ESCROW #69	5,019.54			
	ESCROW #70	1,158.03			
	ESCROW #71				
	ESCROW #72	4,281.51			
	ESCROW #73				
	ESCROW #74				
	ESCROW #75				
	ESCROW #76	2,315.52			
	ESCROW #77				
	ESCROW #78				
	ESCROW #79	353.98			
	ESCROW #80				
	ESCROW #81	4,027.41			
	ESCROW #82				
	ESCROW #83	638.77			
	ESCROW #84				
	ESCROW #85				
	ESCROW #86	779.72			
	ESCROW #87				
	ESCROW #88				
2018 017 BUILDING SECURITY FUND	FIN CLEAR	5,562.65	TDOA MELA		96,596.25
2018 018 JUSTICE COURT BLDG SECURITY FIN CLEAR	FIN CLEAR	1,216.42	TDOA	9,029.59	5,562.65
2018 019 DA FORFEITURE FUND	ESCROW #13	986.51			
	ESCROW #14	1,160.46			
	ESCROW #15	6,475.83			
	ESCROW #16	2,944.94			
	ESCROW #45	1,678.42			
2018 021 ROAD & BRIDGE - PCT. 1	FIN CLEAR	307,287.02	TDOA	853,222.18	13,246.16

FUND NAME	CHECKING ACCOUNT	CHECKING AMOUNT	TDOA ACCOUNT	TDOA AMOUNT	FUND TOTAL
2018 022 ROAD & BRIDGE - PCT. 2	FIN CLEAR	289,509.11	TDOA MBIA	822,774.36	1,160,512.63
2018 023 ROAD & BRIDGE - PCT. 3	FIN CLEAR	453,458.19	TDOA MBIA	506,005.90	1,618,289.37
2018 024 ROAD & BRIDGE - PCT. 4	FIN CLEAR	207,829.53	TDOA MBIA	853,223.51	1,306,682.35
2018 026 ROAD & BRIDGE - GEN	FIN CLEAR	1,259.41	TDOA MBIA	802,036.04	1,010,214.72
2018 031 COUNTY ROAD FUND - PCT. 1	FIN CLEAR		TDOA MBIA	349.15	18,826.07
2018 032 COUNTY ROAD FUND - PCT. 2	FIN CLEAR	434.00-	TDOA MBIA		434.00-
2018 033 COUNTY ROAD FUND - PCT. 3	FIN CLEAR		TDOA MBIA		
2018 034 COUNTY ROAD FUND - PCT. 4	FIN CLEAR		TDOA MBIA		
2018 035 VICTIM COORDINATOR GRANT	FIN CLEAR	7,603.64-	TDOA MBIA		7,603.64-
2018 036 DA FORFEITURE FUND II	FIN CLEAR	237.38	TDOA MBIA	44,089.15	44,326.53
2018 037 CONSTABLE PCT #4 SEIZURE	FIN CLEAR	760.89	TDOA MBIA	5,643.83	6,404.72
2018 040 COUNTY LAW LIBRARY FUND	FIN CLEAR	825.01	TDOA MBIA	48,464.85	49,289.86
2018 042 COUNTY FREE LIBRARY	FIN CLEAR	41,538.50	TDOA MBIA		41,538.50
2018 043 COMMUNITY LIBRARY CONTRIBUTIFIN CLEAR	FIN CLEAR	441.10	TDOA MBIA		441.10
2018 047 DIGITIZE RECORDS	FIN CLEAR	6,858.80	TDOA MBIA	59,869.14	66,727.94
2018 048 SUPPLEMENTAL GUARDIANSHIP	FIN CLEAR	513.28	TDOA	28,239.97	28,753.25
2018 049 COUNTY CHILD ABUSE PREVENTIOFIN CLEAR	FIN CLEAR	244.96	TDOA	6,020.38	6,265.34
2018 050 COURT RELATED PROGRAMS	FIN CLEAR	817.53	TDOA MBIA	15,170.03	15,987.56
2018 052 COUNTY & DISTRICT TECH FUND FIN CLEAR	FIN CLEAR	301.97	TDOA MBIA	5,022.01	5,323.98

FUND NAME	CHECKING ACCOUNT	CHECKING AMOUNT	TDOA ACCOUNT	TDOA AMOUNT	FUND TOTAL
2018 053 CAPITALCREDITSECONOMICDEVELOP	FIN CLEAR	617.40	TDOA	217,783.64	218,401.04
2018 054 DISTRICT CLERK TECHNOLOGY FUFIN	FIN CLEAR	3,980.11	TDOA	18,373.61	22,353.72
2018 055 CHAPTER 19	FIN CLEAR	15.96	TDOA MBIA		15.96
2018 056 COUNTY RECORDS FUND	FIN CLEAR	5,550.56	TDOA MBIA	103,625.37	109,175.93
2018 057 COUNTY CLERK RECORDS FUND	FIN CLEAR	9,314.89	TDOA MBIA	116,372.14	125,687.03
2018 058 DISTRICT CLERK RECORDS FUND	FIN CLEAR	2,934.33	TDOA	30,555.73	33,490.06
2018 059 COUNTY CLERK ARCHIVE	FIN CLEAR	22,367.60	TDOA	414,076.70	436,444.30
2018 061 CAPITAL PROJECT ROADS PCT NOFIN	FIN CLEAR	171.63	TDOA MBIA		171.63
2018 070 PERMANENT IMPROVEMENT FUND	FIN CLEAR		TDOA MBIA		
2018 075 RIGHT-OF-WAY FUND	FIN CLEAR	118.09	TDOA MBIA		118.09
2018 084 TAX ANTICIPATION NOTES	FIN CLEAR	24.23	TDOA MBIA		24.23
2018 085 DEBT SERVICE FUND	DEBT CL	547,873.77	TDOA MBIA	190,134.31 249,995.36	988,003.44
2018 087 VZC INDIGENT HEALTH PROGRAM	FIN CLEAR	44,716.93	TDOA MBIA	100,000.00	144,716.93
2018 088 SOIL CONSERVATION DIST FUND	FIN CLEAR	242.01	TDOA MBIA	12,818.68	13,060.69
2018 090 APPELLATE JUSTICE SYSTEM FUNFIN	FIN CLEAR	1,065.35	TDOA MBIA		1,065.35
2018 095 PAYROLL CLEARING ACCOUNT.	PAYCLEAR	193,715.58	MBIA		193,715.58
2018 096 GEN FIXED ASSETS ACCOUNT GRP			MBIA		
2018 097 LONG TERM DEBT GROUP			MBIA		
2018 131 VAN ZANDT COUNTY JAIL	FIN CLEAR	122,436.40	TDOA MBIA	150,000.00	272,436.40
2018 132 VAN ZANDT COUNTY SHERIFF DEFFIN	FIN CLEAR	61,212.76	TDOA MBIA	60,000.00	121,212.76
2018 135 CAPITAL MURDER	FIN CLEAR		TDOA		
2018 136 HOMELAND SECURITY GRANT	FIN CLEAR	1,990.01			1,990.01

FUND NAME	CHECKING ACCOUNT	CHECKING AMOUNT	TDOA ACCOUNT	TDOA AMOUNT	FUND TOTAL
2018 139 HOMELAND SECURITY GRANT P25 FIN CLEAR	FIN CLEAR	2,293.00-	TDOA MBIA		2,293.00-
2018 141 BULLET PROOF VEST GRANT	FIN CLEAR	5,430.50-	TDOA MBIA		5,430.50-
2018 145 SOLID WASTE GRANT	FIN CLEAR	203.03			203.03
2018 261 CAPITAL PROJECT ROADS PCT NOFIN CLEAR	FIN CLEAR	7.84	TDOA		7.84
2018 262 CAPITAL PROJECT ROADS PCT NOFIN CLEAR	FIN CLEAR	1.34	TDOA		1.34
2018 400 FRUITVALE 2011 TXCDBG 710056WATER					
2018 401 BENWHEELERWSC 71348911131115					
2018 402 LITTLEHOPEMOOREWSC7130260813					
2018 540 PRETRIAL SUPERVISION	FIN CLEAR	21,573.22	TDOA	126,569.16	148,142.38
2018 541 COMMUNITY SUP & CORRECTIONS FIN CLEAR	FIN CLEAR	20,904.11	TDOA MBIA	365,653.75	386,557.86
2018 542 ADULT PROBATION CIVIL	FIN CLEAR	22,206.01	TDOA MBIA	326,233.18	348,439.19
2018 543 HIGH RISK SUBSTANCE ABUSE -CFIN CLEAR	FIN CLEAR	8,059.39	TDOA MBIA		8,059.39
2018 544 HIGH RISK SEX OFFENDER -CCP FIN CLEAR	FIN CLEAR	11,940.17	TDOA		11,940.17
2018 545 GRANT C COMMIT REDUCTION PROFIN CLEAR	FIN CLEAR	7,393.72			7,393.72
2018 546 JUVENILE PROBATION FUND	FIN CLEAR	193,488.04-	TDOA MBIA		193,488.04-
2018 547 VZCJPD STATE AID GRANT	FIN CLEAR	62,252.10	TDOA MBIA		62,252.10
2018 548 VZCJPD PROGRESSIVE SANCTIONSFIN CLEAR	FIN CLEAR		TDOA MBIA		
2018 549 VZCJPD - GRANT N	FIN CLEAR	20,827.93	TDOA MBIA		20,827.93
2018 550 D A SUPPLEMENTAL FUND	FIN CLEAR	2,952.84	TDOA MBIA	4,609.63	7,562.47
2018 551 VOICES - JUV CJD GRANT	FIN CLEAR	8,284.41-	TDOA		8,284.41-
2018 552 ETCOG RESIDENTIAL	FIN CLEAR	1,197.62-			1,197.62-
2018 553 V - JUV PROB POST FUND	FIN CLEAR		TDOA MBIA		
2018 554 GRANT L SECURE FELONY REIMB FIN CLEAR	FIN CLEAR	665.00-	TDOA		665.00-

FUND NAME	CHECKING ACCOUNT	CHECKING AMOUNT	TDOA ACCOUNT	TDOA AMOUNT	FUND TOTAL
2018 555 JUVENILE PROBATION INTEREST	FIN CLEAR	36.89	TDOA MBIA	23,507.38	23,544.27
2018 556 GRANT H-DIVERSION RESIDENTIAL	FIN CLEAR				
2018 557 GRANT I	FIN CLEAR				
2018 558 GRANT S	FIN CLEAR	14,823.74			14,823.74
2018 559 MENTAL IMPAIRMENT CASELOAD	FIN CLEAR	4,053.68	TDOA MBIA		4,053.68
2018 560 SALARY ADJUSTMENT FOR JUV PR	FIN CLEAR	1.33-	TDOA MBIA		1.33-
2018 562 TITLE IV-E FEDERAL FOSTER	FIN CLEAR		TDOA MBIA		
2018 565 INDIGENT DEFENSE GRANT	FIN CLEAR	18,071.64	TDOA	308.07	18,379.71
2018 567 ABATEMENT OFFICER	FIN CLEAR	37,746.18	TDOA	75,232.25	112,978.43
2018 568 TECHNOLOGY RESOURCES	FIN CLEAR	1.50	TDOA		1.50
2018 569 HAVA ELECTION GRANT	FIN CLEAR	10,153.03			10,153.03
2018 570 GOLDEN WATER SUPPLY CORP					
2018 580 D.A. CHECK COLLECTION FUND	FIN CLEAR	5,753.73	TDOA MBIA	10,243.19	15,996.92
2018 591 CONSTABLE #1 TLEOSE FUND	FIN CLEAR	1,888.88	TDOA MBIA		1,888.88
2018 592 CONSTABLE #2 TLEOSE FUND	FIN CLEAR	1,184.54	MBIA		1,184.54
2018 593 CONSTABLE #3 TLEOSE FUND	FIN CLEAR	678.30	MBIA		678.30
2018 594 CONSTABLE #4 TLEOSE FUND	FIN CLEAR	4,291.32	TDOA MBIA		4,291.32
2018 595 SHERIFF TLEOSE FUND	FIN CLEAR	13,531.16	MBIA		13,531.16
2018 596 DA TLEOSE FUND	FIN CLEAR	941.88	MBIA		941.88
2018 597 VZC COMMISSARY PERSONNEL	FUNFIN CLEAR	2.41-	MBIA		2.41-
2018 600 JUSTICE COURT TECHNOLOGY	FUNFIN CLEAR	1,594.25	TDOA MBIA	41,142.39	42,736.64
2018 602 CHILD ADVOCACY	FIN CLEAR	9.08			9.08
2018 800 CONTRIBUTION RELIEF FUND	FIN CLEAR		TDOA	16,082.93	16,082.93
2018 802 VETERAN'S MEMORIAL WALL	FUNDFIN CLEAR	.55	TDOA		.55

COMBINED STATEMENT OF CASH POSITION FOR MARCH

FUND NAME	CHECKING ACCOUNT	CHECKING AMOUNT	TDOA ACCOUNT	TDOA AMOUNT	FUND TOTAL
2018 803 HISTORICAL COMMISSION	FIN CLEAR	1,075.12	TDOA	10,024.96	11,100.08
2018 804 VAN TORNADO-ASSISTANCE	FIN CLEAR	43,988.27-			43,988.27-
2018 805 FEMA - DEC 2015 STORM	FIN CLEAR	470.66	TDOA		470.66
2018 806 FEMA APRIL 2016 STORM	FIN CLEAR				
TOTAL		3,204,067.74		10,886,127.98	14,090,195.72

CHECK ACCOUNT

ACCOUNT BALANCE - FIN CLEAR
 ACCOUNT BALANCE - CITY JURY
 ACCOUNT BALANCE - ESCROW #1
 ACCOUNT BALANCE - ESCROW #2
 ACCOUNT BALANCE - ESCROW #3
 ACCOUNT BALANCE - ESCROW #4
 ACCOUNT BALANCE - ESCROW #5
 ACCOUNT BALANCE - ESCROW #6
 ACCOUNT BALANCE - ESCROW #7
 ACCOUNT BALANCE - ESCROW #8
 ACCOUNT BALANCE - ESCROW #9
 ACCOUNT BALANCE - ESCROW #10
 ACCOUNT BALANCE - ESCROW #11
 ACCOUNT BALANCE - ESCROW #13
 ACCOUNT BALANCE - ESCROW #14
 ACCOUNT BALANCE - ESCROW #15
 ACCOUNT BALANCE - ESCROW #16
 ACCOUNT BALANCE - ESCROW #17
 ACCOUNT BALANCE - ESCROW #19
 ACCOUNT BALANCE - ESCROW #20
 ACCOUNT BALANCE - ESCROW #22
 ACCOUNT BALANCE - ESCROW #24
 ACCOUNT BALANCE - ESCROW #25
 ACCOUNT BALANCE - ESCROW #26
 ACCOUNT BALANCE - ESCROW #27
 ACCOUNT BALANCE - ESCROW #28
 ACCOUNT BALANCE - ESCROW #29
 ACCOUNT BALANCE - ESCROW #30
 ACCOUNT BALANCE - ESCROW #31
 ACCOUNT BALANCE - ESCROW #32
 ACCOUNT BALANCE - ESCROW #33
 ACCOUNT BALANCE - ESCROW #35
 ACCOUNT BALANCE - ESCROW #36
 ACCOUNT BALANCE - ESCROW #39
 ACCOUNT BALANCE - ESCROW #40
 ACCOUNT BALANCE - ESCROW #45
 ACCOUNT BALANCE - ESCROW #55
 ACCOUNT BALANCE - ESCROW #58
 ACCOUNT BALANCE - ESCROW #60
 ACCOUNT BALANCE - ESCROW #69
 ACCOUNT BALANCE - ESCROW #70
 ACCOUNT BALANCE - ESCROW #72
 ACCOUNT BALANCE - ESCROW #77
 ACCOUNT BALANCE - ESCROW #79
 ACCOUNT BALANCE - ESCROW #82
 ACCOUNT BALANCE - ESCROW #84
 ACCOUNT BALANCE - ESCROW #86
 ACCOUNT BALANCE - DEBT CL
 ACCOUNT BALANCE - PAYCLEAR

CHECK

2,349,326.98
 3,309.00
 3,097.40
 1,816.28
 1,168.24
 301.63
 801.65
 1,870.53
 2,467.09
 6,166.84
 1,017.17
 5,074.89
 2,813.17
 986.51
 1,160.46
 6,475.83
 2,944.94
 8,252.59
 1,532.38
 3,504.39
 2,300.69
 12,365.03
 526.74
 2,892.26
 2,918.56
 2,706.57
 940.32
 536.03
 327.77
 2,059.71
 1,122.31
 202.13
 3,121.05
 1,475.71
 1,423.08
 1,678.42
 368.71
 2,626.86
 183.99
 5,019.54
 1,158.03
 4,281.51
 2,315.52
 353.98
 4,027.41
 638.77
 779.72
 547,873.77
 193,715.58

TOTAL

3,204,067.74

TDOA ACCOUNT

TDOA ACCOUNT
 ACCOUNT BALANCE - TDOA
 10,128,494.47

TDOA ACCOUNT
ACCOUNT BALANCE - MBIA
TOTAL

TDOA
757,633.51

10,886,127.98

FUND NAME	**** MONTH TO DATE **** REVENUES	**** YEAR TO DATE **** REVENUES	**** MONTH TO DATE **** EXPENSES	**** YEAR TO DATE **** EXPENSES
2018 GENERAL FUND	1,217,034.35	10,097,879.18	952,141.18	5,527,089.77
2018 RESERVE FUNDS	.00	.00	.00	.00
2018 SHERIFF FORFEITURE FUND	14.04	11,404.07	1,451.52	1,451.52
2018 DA FORFEITURE FUND	.00	.00	.00	.00
2018 BUILDING SECURITY FUND	4,492.69	24,166.64	3,308.90	23,186.16
2018 JUSTICE COURT BLDG SECURITY	359.38	1,293.20	124.00	801.00
2018 DA FORFEITURE FUND	.00	.00	.00	.00
2018 ROAD & BRIDGE - PCT. 1	167,575.65	1,292,194.26	89,077.55	422,827.34
2018 ROAD & BRIDGE - PCT. 2	190,125.40	1,782,115.02	56,939.54	739,950.00
2018 ROAD & BRIDGE - PCT. 3	330,455.08	1,514,879.02	319,045.40	747,704.48
2018 ROAD & BRIDGE - PCT. 4	143,077.99	1,501,871.40	70,479.55	266,141.77
2018 ROAD & BRIDGE - GEN	24.59	40,066.66	3,012.10	18,134.86
2018 COUNTY ROAD FUND - PCT. 1	.00	.00	.00	.00
2018 COUNTY ROAD FUND - PCT. 2	.00	.00	.00	.00
2018 COUNTY ROAD FUND - PCT. 3	.00	.00	.00	.00
2018 COUNTY ROAD FUND - PCT. 4	.00	.00	.00	.00
2018 VICTIM COORDINATOR GRANT	1,260.34	29,124.32	4,365.94	26,291.93
2018 DA FORFEITURE FUND II	58.59	9,938.48	3,679.37	29,796.65
2018 CONSTABLE PCT #4 SEIZURE	7.21	32.55	.00	.00
2018 COUNTY LAW LIBRARY FUND	2,267.84	12,400.17	2,614.98	13,107.90
2018 COUNTY FREE LIBRARY	10,930.58	63,527.15	9,621.15	60,842.78
2018 COMMUNITY LIBRARY CONTRIBUTION	.00	34.00	.00	.00
2018 DIGITIZE RECORDS	736.58	3,702.62	.00	.00
2018 SUPPLEMENTAL GUARDIANSHIP	216.12	1,337.79	.00	.00
2018 COUNTY CHILD ABUSE PREVENTION	104.25	584.86	.00	.00
2018 COURT RELATED PROGRAMS	19.40	72.12	.00	.00

FUND NAME	**** MONTH TO DATE **** REVENUES	**** MONTH TO DATE **** EXPENSES	**** YEAR TO DATE **** REVENUES	**** YEAR TO DATE **** EXPENSES
2018 COUNTY & DISTRICT TECH FUND	130.09	577.73	729.27	2,461.03
2018 CAPITALCREDITSECONOMICDEVELOP	284.68	.00	1,226.33	20,000.00
2018 DISTRICT CLERK TECHNOLOGY FUND	618.49	.00	3,166.06	.00
2018 CHAPTER 19	.00	.00	623.37	623.37
2018 COUNTY RECORDS FUND	1,556.20	175.00	8,105.56	1,050.00
2018 COUNTY CLERK RECORDS FUND	9,278.96	8,603.73	59,621.99	47,344.46
2018 DISTRICT CLERK RECORDS FUND	392.25	718.28	2,009.46	3,828.24
2018 COUNTY CLERK ARCHIVE	7,657.71	.00	44,517.08	.00
2018 CAPITAL PROJECT ROADS PCT NO 1	.00	.00	.00	.00
2018 PERMANENT IMPROVEMENT FUND	.00	.00	.00	.00
2018 RIGHT-OF-WAY FUND	.00	.00	.00	.00
2018 TAX ANTICIPATION NOTES	.00	.00	.00	.00
2018 DEBT SERVICE FUND	77,289.59	.00	703,369.27	587,486.40
2018 VZC INDIGENT HEALTH PROGRAM	17,500.00	8,775.29	105,000.00	60,244.38
2018 SOIL CONSERVATION DIST FUND	267.15	.00	1,585.99	6,000.00
2018 APPELLATE JUSTICE SYSTEM FUND	315.00	.00	1,685.00	2,225.00
2018 PAYROLL CLEARING ACCOUNT.	.00	.00	.00	.00
2018 GEN FIXED ASSETS ACCOUNT GRP	.00	.00	.00	.00
2018 LONG TERM DEBT GROUP	.00	.00	.00	.00
2018 VAN ZANDT COUNTY JAIL	190,970.07	203,282.55	1,147,569.92	966,761.87
2018 VAN ZANDT COUNTY SHERIFF DEPT	213,600.72	719,408.84	1,844,305.97	1,691,807.11
2018 CAPITAL MURDER	.00	.00	.00	.00
2018 HOMELAND SECURITY GRANT	.00	.00	.00	.00
2018 HOMELAND SECURITY GRANT P25 CO	.00	.00	.00	.00
2018 BULLET PROOF VEST GRANT	.00	.00	.00	.00
2018 SOLID WASTE GRANT	.00	.00	.00	.00

FUND NAME	**** MONTH TO DATE **** REVENUES	**** MONTH TO DATE **** EXPENSES	**** YEAR TO DATE **** REVENUES	**** YEAR TO DATE **** EXPENSES
2018 CAPITAL PROJECT ROADS PCT NO 1	.00	.00	.00	.00
2018 CAPITAL PROJECT ROADS PCT NO 2	.00	.00	.00	.00
2018 FRUITVALE 2011 TXCDEG 710056	.00	.00	.00	.00
2018 BENWHEELERWSC 71348911131115	.00	.00	.00	.00
2018 LITTLEHOPEMOOREWSC713026081315	19,190.00	19,190.00	19,190.00	19,190.00
2018 PRETRIAL SUPERVISION	2,851.91	3,491.64	21,455.88	25,410.00
2018 COMMUNITY SUP & CORRECTIONS	62,601.38	41,257.47	341,368.63	268,451.72
2018 ADULT PROBATION CIVIL	1,067.84	1,123.94	12,606.15	7,714.86
2018 HIGH RISK SUBSTANCE ABUSE -CCP	7,493.00	3,284.47	23,454.42	15,683.86
2018 HIGH RISK SEX OFFENDER -CCP	13,332.00	4,015.27	39,996.00	29,493.51
2018 GRANT C COMMIT REDUCTION PROG	9,668.00	4,455.54	38,672.00	31,772.71
2018 JUVENILE PROBATION FUND	49,774.75	36,035.96	262,154.08	272,425.81
2018 VZCJPD STATE AID GRANT	78,461.30	31,499.67	244,819.90	185,552.18
2018 VZCJPD PROGRESSIVE SANCTIONS	.00	.00	.00	.00
2018 VZCJPD - GRANT N	15,972.00	4,367.00	63,888.00	47,923.30
2018 D A SUPPLEMENTAL FUND	7,505.89	1,913.54	7,526.59	12,073.48
2018 VOICES - JUV CJD GRANT	.00	3,676.60	13,188.32	23,931.22
2018 ETCOG RESIDENTIAL	.00	.00	1,615.57	1,136.62
2018 V - JUV PROB POST FUND	.00	.00	.00	.00
2018 GRANT L SECURE FELONY REIMB	.00	.00	.00	.00
2018 JUVENILE PROBATION INTEREST	31.22	.00	164.12	.00
2018 GRANT H-DIVERSION RESIDENTIAL	.00	.00	.00	.00
2018 GRANT I	.00	.00	.00	.00
2018 GRANT S	8,545.00	4,916.30	34,183.00	20,658.98
2018 MENTAL IMPAIRMENT CASELOAD	8,618.00	5,233.66	40,619.53	37,235.19
2018 SALARY ADJUSTMENT FOR JUV PROB	.00	.00	.00	.00

FUND NAME	**** MONTH TO DATE **** REVENUES	**** YEAR TO DATE ***** REVENUES	**** MONTH TO DATE **** EXPENSES	**** YEAR TO DATE ***** EXPENSES
2018 TITLE IV-E FEDERAL FOSTER CARE	.00	.00	.00	.00
2018 INDIGENT DEFENSE GRANT	.39	2.73	3,029.13	18,267.35
2018 ABATEMENT OFFICER	12,521.24	70,292.25	10,371.67	58,024.18
2018 TECHNOLOGY RESOURCES	.00	.00	.00	.00
2018 HAVA ELECTION GRANT	500.00	500.00	.00	.00
2018 GOLDEN WATER SUPPLY CORP	.00	.00	.00	.00
2018 D.A. CHECK COLLECTION FUND	190.23	711.54	349.12	2,108.05
2018 CONSTABLE #1 TLEOSE FUND	.00	677.42	.00	.00
2018 CONSTABLE #2 TLEOSE FUND	.00	677.60	.00	.00
2018 CONSTABLE #3 TLEOSE FUND	.00	678.30	.00	.00
2018 CONSTABLE #4 TLEOSE FUND	.00	678.48	.00	20.00
2018 SHERIFF TLEOSE FUND	.00	5,106.69	756.50	1,746.50
2018 DA TLEOSE FUND	.00	.00	.00	.00
2018 VZC COMMISSARY PERSONNEL FUND	.00	.00	.00	.00
2018 JUSTICE COURT TECHNOLOGY FUND	1,454.84	5,267.94	.00	.00
2018 CHILD ADVOCACY	.00	.00	.00	.00
2018 CONTRIBUTION RELIEF FUND	.00	.00	.00	.00
2018 VETERAN'S MEMORIAL WALL FUND	.00	.00	.00	.00
2018 HISTORICAL COMMISSION	147.81	1,854.80	.00	.00
2018 VAN TORNADO-ASSISTANCE	.00	166,581.01	.00	166,581.01
2018 FEMA - DEC 2015 STORM	.00	.00	.00	.00
2018 FEMA APRIL 2016 STORM	.00	285,635.94	.00	285,635.94

 2,888,537.79 2,636,370.08 22,013,705.67 12,798,194.49

TOTAL

ACCOUNT NAME BEGINNING CASH BALANCE CASH RECEIPTS CASH DISBURSEMENTS ENDING CASH BALANCE

2018 010 GENERAL FUND				
COINS	1.00	.00	.00	1.00
CASH	1,680,493.46	1,471,536.39	2,436,529.33	715,500.52
RETURNED CHECK FEES	.00	.00	.00	.00
AMERICAN NATIONAL CASH	.00	.00	.00	.00
VZC JURY CASH CLEARING	3,001.00	974.00	666.00	3,309.00
VZC CHECKING DEBT SERVICE	.00	.00	.00	.00
PETTY CASH COLLECTION-PCT. 1	100.00	.00	.00	100.00
PETTY CASH-CITY CLERK	500.00	.00	.00	500.00
PETTY CASH-DIST CLERK	400.00	.00	.00	400.00
COUNTY COURT JURY CASH	.00	.00	.00	.00
DISTRICT COURT JURY CASH	.00	.00	.00	.00
PETTY CASH-JP #1	200.00	.00	.00	200.00
PETTY CASH-JP #2	200.00	.00	.00	200.00
PETTY CASH - JP#4	200.00	.00	.00	200.00
PETTY CASH-SHERIFF	.00	.00	.00	.00
PETTY CASH-TAX COLLECTOR	3,000.00	.00	.00	3,000.00
PETTY CASH - TAX COLL (BOAT)	.00	.00	.00	.00
PETTY CASH-TAX (BOAT CK ACCT)	2.70	.00	.00	2.70
TIME DEPOSIT ON ACCOUNT	2,924,591.70	1,205,533.96	.00	4,130,125.66
MBIA MUNICIPAL INVESTORS SERV	1,277.12	1.90	.00	1,279.02
FUND TOTALS	<u>4,613,966.98</u>	<u>2,678,046.25</u>	<u>2,437,195.33</u>	<u>4,854,817.90</u>

2018 012 RESERVE FUNDS				
CASH	.00	.00	.00	.00
TIME DEPOSIT ON ACCOUNT	.00	.00	.00	.00
MBIA MUNICIPAL INVESTORS SERV	.00	.00	.00	.00
FUND TOTALS	<u>.00</u>	<u>.00</u>	<u>.00</u>	<u>.00</u>

2018 015 SHERIFF FORFEITURE FUND				
CASH	14,118.36	.00	6,951.52	7,166.84
AMERICAN NATIONAL CASH	.00	.00	.00	.00
CASH-OTHER	.00	.00	.00	.00
TIME DEPOSIT ON ACCOUNT	9,136.00	5,514.04	.00	14,650.04
MBIA MUNICIPAL INVESTORS SERV	.00	.00	.00	.00
FUND TOTALS	<u>23,254.36</u>	<u>5,514.04</u>	<u>6,951.52</u>	<u>21,816.88</u>

2018 016 DA FORFEITURE FUND				
CASH	.00	.00	.00	.00
D. A. ESCROW/BART ROGERS	3,097.12	.28	.00	3,097.40
D. A. ESCROW/HURST-LANE	1,816.04	.24	.00	1,816.28
D. A. ESCROW/CALE	1,168.09	.15	.00	1,168.24
D. A. ESCROW/HALL	301.59	.04	.00	301.63
D. A. ESCROW/RANDALL MOORE	801.58	.07	.00	801.65
D. A. ESCROW/DENNIS KING	1,870.37	.16	.00	1,870.53
D. A. ESCROW/DALTON KING	2,466.88	.21	.00	2,467.09
D. A. ESCROW/TONY KHAMPA	6,166.30	.54	.00	6,166.84
D. A. ESCROW/STANLEY CRAVEN	1,017.04	.13	.00	1,017.17
D. A. ESCROW/JUAN RICARDO	5,074.44	.45	.00	5,074.89
D. A. ESCROW/CULPEPPER	2,812.92	.25	.00	2,813.17
D. A. ESCROW/	1,748.09	.00	1,748.09	.00
D. A. ESCROW/	.00	.00	.00	.00
D. A. ESCROW/	.00	.00	.00	.00
D. A. ESCROW/	.00	.00	.00	.00
D. A. ESCROW/	.00	.00	.00	.00
D. A. ESCROW/	.00	.00	.00	.00
D. A. ESCROW/RODERICK LANDON	8,251.86	.73	.00	8,252.59

ACCOUNT NAME	BEGINNING CASH BALANCE	CASH RECEIPTS	CASH DISBURSEMENTS	ENDING CASH BALANCE
D. A. ESCROW/	819.33	.00	819.33-	.00
D. A. ESCROW/ROY A. PETERSON	1,532.18	.20	.00	1,532.38
D. A. ESCROW/COREY L. PARISH	3,504.08	.31	.00	3,504.39
D. A. ESCROW/	11,491.71	.00	11,491.71-	.00
D. A. ESCROW/JERRY WHITE, JR.	2,300.39	.30	.00	2,300.69
D. A. ESCROW/	12,766.31	.00	766.31-	.00
D. A. ESCROW/STROMILE/VEAL/WHI	12,363.95	1.08	.00	12,365.03
D. A. ESCROW/JAMES F CLINTON	2,892.00	.07	.00	2,892.74
D. A. ESCROW/MARIELA PEREZ	2,918.50	.26	.00	2,892.26
D. A. ESCROW/HEREDIA&GARCIA	2,706.34	.23	.00	2,918.56
D. A. ESCROW/DEWAYNE FRANKLIN	940.23	.09	.00	2,706.57
D. A. ESCROW/BRITTANY L BAILEY	535.95	.07	.00	940.32
D. A. ESCROW/A. RIOS	327.72	.05	.00	536.03
D. A. ESCROW/G. CAMARILLO	2,099.52	.19	.00	327.77
D. A. ESCROW/BRITTANY L BAILEY	1,122.21	1.10	.00	2,099.71
D. A. ESCROW/KELLI LOCKE	202.10	.03	.00	1,122.31
D. A. ESCROW/DESARAE DAVIS	3,120.64	.41	.00	202.13
D. A. ESCROW/ROLAND & PLATT	.00	.00	.00	3,121.05
D. A. ESCROW/	.00	.00	.00	.00
D. A. ESCROW/	.00	.00	.00	.00
D. A. ESCROW/RODNEY ROSS	1,475.52	.19	.00	.00
D. A. ESCROW/POTTROFF	1,422.89	.19	.00	1,475.71
D. A. ESCROW/	.00	.00	.00	1,423.08
D. A. ESCROW/	.00	.00	.00	.00
D. A. ESCROW/	.00	.00	.00	.00
D. A. ESCROW/	.00	.00	.00	.00
D. A. ESCROW/	.00	.00	.00	.00
D. A. ESCROW/	.00	.00	.00	.00
D. A. ESCROW/	.00	.00	.00	.00
D. A. ESCROW/DOUG MILLER	368.65	.05	.00	368.71
D. A. ESCROW/	.00	.00	.00	.00
D. A. ESCROW/	.00	.00	.00	.00
D. A. ESCROW/BRIAN BOWERS	2,626.52	.34	.00	2,626.86
D. A. ESCROW/	.00	.00	.00	.00
D. A. ESCROW/SANDRA HOLDER	183.96	.03	.00	183.99
D. A. ESCROW/	.00	.00	.00	.00
D. A. ESCROW/	.00	.00	.00	.00
D. A. ESCROW/	.00	.00	.00	.00
D. A. ESCROW/	.00	.00	.00	.00
D. A. ESCROW/	.00	.00	.00	.00
D. A. ESCROW/	.00	.00	.00	.00
D. A. ESCROW/	.00	.00	.00	.00
D. A. ESCROW/JOHN H TUCKER	5,018.88	.66	.00	5,019.54
D. A. ESCROW/BOWERS	1,157.88	.15	.00	1,158.03
D. A. ESCROW/	.00	.00	.00	.00
D. A. ESCROW/BILLINGTON	4,280.95	.56	.00	4,281.51
D. A. ESCROW/	.00	.00	.00	.00
D. A. ESCROW/	.00	.00	.00	.00

ACCOUNT NAME	BEGINNING CASH BALANCE	CASH RECEIPTS	CASH DISBURSEMENTS	ENDING CASH BALANCE
2018 021 ROAD & BRIDGE - PCT. 1				
CASH	210,438.08	166,484.13	69,635.19	307,287.02
TIME DEPOSIT ON ACCOUNT	852,130.67	1,091.51	.00	853,222.18
MBIA MUNICIPAL INVESTORS SERV	3.42	.01	.00	3.43
FUND TOTALS	1,062,572.17	167,575.65	69,635.19	1,160,512.63
2018 022 ROAD & BRIDGE - PCT. 2				
CASH	226,790.32	188,982.57	126,263.78	289,509.11
TIME DEPOSIT ON ACCOUNT	821,721.79	1,052.57	.00	822,774.36
MBIA MUNICIPAL INVESTORS SERV	505,255.15	1,750.75	.00	506,005.90
FUND TOTALS	1,553,767.26	190,785.89	126,263.78	1,618,289.37
2018 023 ROAD & BRIDGE - PCT. 3				
CASH	255,486.42	329,403.16	131,431.39	453,458.19
TIME DEPOSIT ON ACCOUNT	802,171.59	51,051.92	.00	853,223.51
MBIA MUNICIPAL INVESTORS SERV	.65	.00	.00	.65
FUND TOTALS	1,057,658.66	380,455.08	131,431.39	1,306,682.35
2018 024 ROAD & BRIDGE - PCT. 4				
CASH	316,206.26	142,209.78	250,586.51	207,829.53
TIME DEPOSIT ON ACCOUNT	601,168.35	200,867.69	.00	802,036.04
MBIA MUNICIPAL INVESTORS SERV	917,723.24	343,077.99	.00	1,010,214.72
FUND TOTALS	1,835,107.85	486,155.46	250,586.51	1,970,676.80
2018 026 ROAD & BRIDGE - GEN				
CASH	1,652.27	2,500.00	2,892.86	1,259.41
TIME DEPOSIT ON ACCOUNT	20,042.07	24.59	2,500.00	17,566.66
MBIA MUNICIPAL INVESTORS SERV	.00	.00	.00	.00
FUND TOTALS	21,694.34	2,524.59	5,392.86	18,826.07
2018 031 COUNTY ROAD FUND - PCT. 1				
CASH	.00	.00	.00	.00
TIME DEPOSIT ON ACCOUNT	.00	.00	.00	.00
MBIA MUNICIPAL INVESTORS SERV	.00	.00	.00	.00
FUND TOTALS	.00	.00	.00	.00
2018 032 COUNTY ROAD FUND - PCT. 2				
CASH	434.00	.00	.00	434.00
TIME DEPOSIT ON ACCOUNT	.00	.00	.00	.00
MBIA MUNICIPAL INVESTORS SERV	.00	.00	.00	.00
FUND TOTALS	434.00	.00	.00	434.00
2018 033 COUNTY ROAD FUND - PCT. 3				
CASH	.00	.00	.00	.00
TIME DEPOSIT ON ACCOUNT	.00	.00	.00	.00
MBIA MUNICIPAL INVESTORS SERV	.00	.00	.00	.00
FUND TOTALS	.00	.00	.00	.00
2018 034 COUNTY ROAD FUND - PCT. 4				
CASH	.00	.00	.00	.00

ACCOUNT NAME	BEGINNING CASH BALANCE	CASH RECEIPTS	CASH DISBURSEMENTS	ENDING CASH BALANCE
2018 035 VICTIM COORDINATOR GRANT				
CASH	4,617.28-	1,260.34	4,246.70-	7,603.64-
TIME DEPOSIT ON ACCOUNT	.00	.00	.00	.00
MBIA MUNICIPAL INVESTORS SERV	.00	.00	.00	.00
FUND TOTALS	4,617.28-	1,260.34	4,246.70-	7,603.64-
2018 036 DA FORFEITURE FUND II				
CASH	583.25-	4,500.00	3,679.37-	237.38
TIME DEPOSIT ON ACCOUNT	48,530.56	58.59	4,500.00-	44,089.15
MBIA MUNICIPAL INVESTORS SERV	.00	.00	.00	.00
FUND TOTALS	47,947.31	4,558.59	8,179.37-	44,326.53
2018 037 CONSTABLE PCT #4 SEIZURE				
CASH	760.89	.00	.00	760.89
TIME DEPOSIT ON ACCOUNT	5,636.62	7.21	.00	5,643.83
MBIA MUNICIPAL INVESTORS SERV	.00	.00	.00	.00
FUND TOTALS	6,397.51	7.21	.00	6,404.72
2018 040 COUNTY LAW LIBRARY FUND				
CASH	234.99	3,205.00	2,614.98-	825.01
TIME DEPOSIT ON ACCOUNT	49,402.01	62.84	1,000.00-	48,464.85
MBIA MUNICIPAL INVESTORS SERV	.00	.00	.00	.00
FUND TOTALS	49,637.00	3,267.84	3,614.98-	49,289.86
2018 042 COUNTY FREE LIBRARY				
CASH	39,909.07	10,930.58	9,301.15-	41,538.50
TIME DEPOSIT ON ACCOUNT	.00	.00	.00	.00
MBIA MUNICIPAL INVESTORS SERV	.00	.00	.00	.00
FUND TOTALS	39,909.07	10,930.58	9,301.15-	41,538.50
2018 043 COMMUNITY LIBRARY CONTRIBUTION				
CASH	441.10	.00	.00	441.10
TIME DEPOSIT ON ACCOUNT	.00	.00	.00	.00
MBIA MUNICIPAL INVESTORS SERV	.00	.00	.00	.00
FUND TOTALS	441.10	.00	.00	441.10
2018 047 DIGITIZE RECORDS				
CASH	6,198.80	660.00	.00	6,858.80
TIME DEPOSIT ON ACCOUNT	59,792.56	76.58	.00	59,869.14
MBIA	.00	.00	.00	.00
FUND TOTALS	65,991.36	736.58	.00	66,727.94
2018 048 SUPPLEMENTAL GUARDIANSHIP				
CASH	333.28	180.00	.00	513.28
TEXPOOL	28,203.85	36.12	.00	28,239.97
FUND TOTALS	28,537.13	216.12	.00	28,753.25
2018 049 COUNTY CHILD ABUSE PREVENTION				
CASH	148.40	96.56	.00	244.96
TIME DEPOSIT ON ACCOUNT	6,012.69	7.69	.00	6,020.38
FUND TOTALS	6,161.09	104.25	.00	6,265.34
2018 050 COURT RELATED PROGRAMS				
CASH	817.53	.00	.00	817.53

ACCOUNT NAME	BEGINNING CASH BALANCE	CASH RECEIPTS	CASH DISBURSEMENTS	ENDING CASH BALANCE
2018 052 COUNTY & DISTRICT TECH FUND				
CASH	334.79-	2,122.79	1,486.03-	301.97
TIME DEPOSIT ON ACCOUNT	7,014.71	7.30	2,000.00-	5,022.01
MBIA MUNICIPAL INVESTORS SERV	.00	.00	.00	.00
FUND TOTALS	15,968.16	19.40	.00	15,170.03
		19.40	.00	15,987.56
		2,130.09	3,486.03-	5,323.98
2018 053 CAPITALCREDITSECONOMICDEVELOP				
CASH	19,382.60-	20,000.00	.00	617.40
TIME DEPOSIT ON ACCOUNT	237,498.96	284.68	20,000.00-	217,783.64
FUND TOTALS	218,116.36	20,284.68	20,000.00-	218,401.04
2018 054 DISTRICT CLERK TECHNOLOGY FUND				
CASH	3,385.11	595.00	.00	3,980.11
TIME DEPOSIT ON ACCOUNT	18,350.12	23.49	.00	18,373.61
MBIA MUNICIPAL INVESTORS SERV	.00	.00	.00	.00
FUND TOTALS	21,735.23	618.49	.00	22,353.72
2018 055 CHAPTER 19				
TIME DEPOSIT ON ACCOUNT	15.96	.00	.00	15.96
MBIA	.00	.00	.00	.00
FUND TOTALS	15.96	.00	.00	15.96
2018 056 COUNTY RECORDS FUND				
CASH	4,301.91	1,423.65	175.00-	5,550.56
TIME DEPOSIT ON ACCOUNT	103,492.82	132.55	.00	103,625.37
MBIA MUNICIPAL INVESTORS SERV	.00	.00	.00	.00
FUND TOTALS	107,794.73	1,556.20	175.00-	109,175.93
2018 057 COUNTY CLERK RECORDS FUND				
CASH	4,214.31	14,128.58	9,028.00-	9,314.89
TIME DEPOSIT ON ACCOUNT	121,221.76	150.38	5,000.00-	116,372.14
MBIA MUNICIPAL INVESTORS SERV	.00	.00	.00	.00
FUND TOTALS	125,436.07	14,278.96	14,028.00-	125,687.03
2018 058 DISTRICT CLERK RECORDS FUND				
CASH	3,299.44	353.17	718.28-	2,934.33
TIME DEPOSIT ON ACCOUNT	30,516.65	39.08	.00	30,555.73
FUND TOTALS	33,816.09	392.25	718.28-	33,490.06
2018 059 COUNTY CLERK ARCHIVE				
CASH	15,239.60	7,128.00	.00	22,367.60
TIME DEPOSIT ON ACCOUNT	413,546.99	529.71	.00	414,076.70
FUND TOTALS	428,786.59	7,657.71	.00	436,444.30
2018 061 CAPITAL PROJECT ROADS PCT NO 1				
CASH	171.63	.00	.00	171.63
TIME DEPOSIT ON ACCOUNT	.00	.00	.00	.00
MBIA MUNICIPAL INVESTOR SERVIC	.00	.00	.00	.00
FUND TOTALS	171.63	.00	.00	171.63
2018 070 PERMANENT IMPROVEMENT FUND				
CASH	.00	.00	.00	.00

ACCOUNT NAME	BEGINNING CASH BALANCE	CASH RECEIPTS	CASH DISBURSEMENTS	ENDING CASH BALANCE
2018 075 RIGHT-OF-WAY FUND				
CASH	118.09	.00	.00	118.09
TIME DEPOSIT ON ACCOUNT	.00	.00	.00	.00
MBIA MUNICIPAL INVESTORS SERV	.00	.00	.00	.00
FUND TOTALS	118.09	.00	.00	118.09
2018 084 TAX ANTICIPATION NOTES				
CASH	24.23	.00	.00	24.23
TIME DEPOSIT ON ACCOUNT	.00	.00	.00	.00
MBIA	.00	.00	.00	.00
FUND TOTALS	24.23	.00	.00	24.23
2018 085 DEBT SERVICE FUND				
CASH	471,198.32	76,675.45	.00	547,873.77
TIME DEPOSIT ON ACCOUNT	189,891.08	243.23	.00	190,134.31
MBIA MUNICIPAL INVESTORS SERV	249,624.45	370.91	.00	249,995.36
FUND TOTALS	910,713.85	77,289.59	.00	988,003.44
2018 087 VZC INDIGENT HEALTH PROGRAM				
CASH	34,773.99	17,500.00	7,557.06-	44,716.93
TIME DEPOSIT ON ACCOUNT	100,000.00	.00	.00	100,000.00
MBIA MUNICIPAL INVESTORS SERV	.00	.00	.00	.00
FUND TOTALS	134,773.99	17,500.00	7,557.06-	144,716.93
2018 088 SOIL CONSERVATION DIST FUND				
CASH	2,507.99-	2,750.00	.00	242.01
TIME DEPOSIT ON ACCOUNT	15,301.53	17.15	2,500.00-	12,818.68
MBIA MUNICIPAL INVESTORS SERV	.00	.00	.00	.00
FUND TOTALS	12,793.54	2,767.15	2,500.00-	13,060.69
2018 090 APPELLATE JUSTICE SYSTEM FUND				
CASH	750.35	315.00	.00	1,065.35
TIME DEPOSIT ON ACCOUNT	.00	.00	.00	.00
MBIA MUNICIPAL INVESTORS SERV	.00	.00	.00	.00
FUND TOTALS	750.35	315.00	.00	1,065.35
2018 095 PAYROLL CLEARING ACCOUNT.				
CASH	193,715.58	.00	.00	193,715.58
MBIA MUNICIPAL INVESTORS SERV	.00	.00	.00	.00
FUND TOTALS	193,715.58	.00	.00	193,715.58
2018 096 GEN FIXED ASSETS ACCOUNT GRP				
MBIA MUNICIPAL INVESTORS SERV	.00	.00	.00	.00
FUND TOTALS	.00	.00	.00	.00
2018 097 LONG TERM DEBT GROUP				
MBIA MUNICIPAL INVESTORS SERV	.00	.00	.00	.00
FUND TOTALS	.00	.00	.00	.00
2018 131 VAN ZANDT COUNTY JAIL				
CASH	122,662.76	190,970.07	191,196.43-	122,436.40
MEDICARE PAYABLE	.00	.00	.00	.00
VOUCHERS PAYABLE	.00	.00	.00	.00

ACCOUNT NAME	BEGINNING CASH BALANCE	CASH RECEIPTS	CASH DISBURSEMENTS	ENDING CASH BALANCE
2018 132 VAN ZANDT COUNTY SHERIFF DEPT				
CASH	272,662.76	190,970.07	191,196.43	272,436.40
TIME DEPOSIT ON ACCOUNT	99,016.95	663,628.72	701,432.91	61,212.76
MBIA MUNICIPAL INVESTORS SERV	510,000.00	.00	450,000.00	60,000.00
FUND TOTALS	609,016.95	663,628.72	1,151,432.91	121,212.76
2018 135 CAPITAL MURDER				
CASH	.00	.00	.00	.00
TEXPOOL	.00	.00	.00	.00
FUND TOTALS	.00	.00	.00	.00
2018 136 HOMELAND SECURITY GRANT				
CASH	1,990.01	.00	.00	1,990.01
TIME DEPOSIT ON ACCOUNT	1,990.01	.00	.00	1,990.01
FUND TOTALS	3,980.02	.00	.00	3,980.02
2018 139 HOMELAND SECURITY GRANT P25 CO				
CASH	2,293.00	.00	.00	2,293.00
TIME DEPOSIT ON ACCOUNT	.00	.00	.00	.00
MBIA MUNICIPAL INVESTORS SERV	.00	.00	.00	.00
FUND TOTALS	2,293.00	.00	.00	2,293.00
2018 141 BULLET PROOF VEST GRANT				
CASH	5,430.50	.00	.00	5,430.50
TIME DEPOSIT ON ACCOUNT	.00	.00	.00	.00
MBIA MUNICIPAL INVESTORS SERV	.00	.00	.00	.00
FUND TOTALS	5,430.50	.00	.00	5,430.50
2018 145 SOLID WASTE GRANT				
CASH	203.03	.00	.00	203.03
TIME DEPOSIT ON ACCOUNT	203.03	.00	.00	203.03
FUND TOTALS	406.06	.00	.00	406.06
2018 261 CAPITAL PROJECT ROADS PCT NO 1				
CASH	7.84	.00	.00	7.84
TIME DEPOSIT ON ACCOUNT	.00	.00	.00	.00
FUND TOTALS	7.84	.00	.00	7.84
2018 262 CAPITAL PROJECT ROADS PCT NO 2				
CASH	1.34	.00	.00	1.34
TIME DEPOSIT ON ACCOUNT	.00	.00	.00	.00
FUND TOTALS	1.34	.00	.00	1.34
2018 400 FRUITVALE 2011 TXCDBG 710056				
CASH	.00	.00	.00	.00
WATER GRANT CASH	.00	.00	.00	.00
FUND TOTALS	.00	.00	.00	.00
2018 401 BENWHEELERWSC 71348911131115				
CASH	.00	.00	.00	.00
FUND TOTALS	.00	.00	.00	.00
2018 402 LITTLEHOPEMOOREWSC713026081315				
CASH	.00	19,190.00	19,190.00	.00

ACCOUNT NAME	BEGINNING CASH BALANCE	CASH RECEIPTS	CASH DISBURSEMENTS	ENDING CASH BALANCE
2018 540 WATER GRANT CASH FUND TOTALS	126,407.25	19,190.00	19,190.00	126,569.16
2018 541 COMMUNITY SUP & CORRECTIONS	148,843.31	2,690.00	3,552.84	148,142.38
CASH	22,436.06	77,764.74	74,999.26	20,904.11
PETTY CASH	100.00	.00	.00	100.00
TIME DEPOSIT ON ACCOUNT	337,194.50	28,459.25	.00	365,653.75
MBIA MUNICIPAL INVESTORS SERV	.00	.00	.00	.00
FUND TOTALS	355,433.13	106,223.99	74,999.26	386,657.86
2018 542 ADULT PROBATION CIVIL	21,056.95	2,273.00	1,123.94	22,206.01
CASH	325,815.84	417.34	.00	326,233.18
TDOA	.00	.00	.00	.00
MBIA	346,872.79	2,690.34	1,123.94	348,439.19
FUND TOTALS	3,860.86	7,483.00	3,284.47	8,059.39
2018 543 HIGH RISK SUBSTANCE ABUSE - CCP	.00	.00	.00	.00
CASH	2,623.44	13,332.00	4,015.27	11,940.17
TIME DEPOSIT ON ACCOUNT	.00	.00	.00	.00
MBIA MUNICIPAL INVESTORS SERV	.00	.00	.00	.00
FUND TOTALS	2,623.44	13,332.00	4,015.27	11,940.17
2018 545 GRANT C COMMIT REDUCTION PROG	2,176.76	9,668.00	4,451.04	7,393.72
CASH	2,176.76	9,668.00	4,451.04	7,393.72
2018 546 JUVENILE PROBATION FUND	210,321.40	50,375.39	33,542.03	193,488.04
CASH	.00	.00	.00	.00
TIME DEPOSIT ON ACCOUNT	.00	.00	.00	.00
MBIA MUNICIPAL INVESTORS SERV	.00	.00	.00	.00
FUND TOTALS	210,321.40	50,375.39	33,542.03	193,488.04
2018 547 VZCJPD STATE AID GRANT	15,224.57	78,461.30	31,433.77	62,252.10
CASH	.00	.00	.00	.00
TIME DEPOSIT ON ACCOUNT	.00	.00	.00	.00
MBIA MUNICIPAL INVESTORS SERV	.00	.00	.00	.00
FUND TOTALS	15,224.57	78,461.30	31,433.77	62,252.10
2018 548 VZCJPD PROGRESSIVE SANCTIONS	.00	.00	.00	.00
CASH	.00	.00	.00	.00
TIME DEPOSIT ON ACCOUNT	.00	.00	.00	.00
MBIA MUNICIPAL INVESTORS SERV	.00	.00	.00	.00
FUND TOTALS	.00	.00	.00	.00
2018 549 VZCJPD - GRANT N	12,372.33	16,018.48	7,562.88	20,827.93
CASH	12,372.33	16,018.48	7,562.88	20,827.93

ACCOUNT NAME	BEGINNING CASH BALANCE	CASH RECEIPTS	CASH DISBURSEMENTS	ENDING CASH BALANCE
2018 550 D A SUPPLEMENTAL FUND				
CASH	2,633.62-	7,500.00	1,913.54-	2,952.84
TIME DEPOSIT ON ACCOUNT	4,603.74	5.89	.00	4,609.63
MBIA MUNICIPAL INVESTORS SERV	.00	.00	.00	.00
FUND TOTALS	12,372.33	16,018.48	7,562.88-	20,827.93
2018 551 VOICES - JUV CJD GRANT				
CASH	4,527.95-	.00	3,756.46-	8,284.41-
TIME DEPOSIT ON ACCOUNT	.00	.00	.00	.00
FUND TOTALS	4,527.95-	.00	3,756.46-	8,284.41-
2018 552 ETCOG RESIDENTIAL				
CASH	511.00-	.00	686.62-	1,197.62-
FUND TOTALS	511.00-	.00	686.62-	1,197.62-
2018 553 V - JUV PROB POST FUND				
CASH	.00	.00	.00	.00
TIME DEPOSIT ON ACCOUNT	.00	.00	.00	.00
MBIA MUNICIPAL INVESTORS SERV	.00	.00	.00	.00
FUND TOTALS	.00	.00	.00	.00
2018 554 GRANT L SECURE FELONY REIMB				
CASH	665.00-	.00	.00	665.00-
TIME DEPOSIT ON ACCOUNT	.00	.00	.00	.00
FUND TOTALS	665.00-	.00	.00	665.00-
2018 555 JUVENILE PROBATION INTEREST				
CASH	35.74	1.15	.00	36.89
TIME DEPOSIT ON ACCOUNT	23,477.31	30.07	.00	23,507.38
MBIA MUNICIPAL INVESTORS SERV	.00	.00	.00	.00
FUND TOTALS	23,513.05	31.22	.00	23,544.27
2018 556 GRANT H-DIVERSION RESIDENTIAL				
CASH	.00	.00	.00	.00
FUND TOTALS	.00	.00	.00	.00
2018 557 GRANT I				
CASH	.00	.00	.00	.00
FUND TOTALS	.00	.00	.00	.00
2018 558 GRANT S				
CASH	10,179.96	8,545.00	3,901.22-	14,823.74
FUND TOTALS	10,179.96	8,545.00	3,901.22-	14,823.74
2018 559 MENTAL IMPAIRMENT CASELOAD				
CASH	669.34	8,618.00	5,233.66-	4,053.68
TIME DEPOSIT ON ACCOUNT	.00	.00	.00	.00
MBIA MUNICIPAL INVESTORS SERV	.00	.00	.00	.00
FUND TOTALS	669.34	8,618.00	5,233.66-	4,053.68
2018 560 SALARY ADJUSTMENT FOR JUV PROB				
CASH	1.33-	.00	.00	1.33-
TIME DEPOSIT ON ACCOUNT	.00	.00	.00	.00

ACCOUNT NAME	BEGINNING CASH BALANCE	CASH RECEIPTS	CASH DISBURSEMENTS	ENDING CASH BALANCE
2018 562 MBIA MUNICIPAL INVESTORS SERV FUND TOTALS	1.33-	.00	.00	1.33-
2018 562 TITLE IV-E FEDERAL FOSTER CARE CASH	.00	.00	.00	.00
2018 562 TIME DEPOSIT ON ACCOUNT	.00	.00	.00	.00
2018 562 MBIA MUNICIPAL INVESTORS SERV FUND TOTALS	.00	.00	.00	.00
2018 565 INDIGENT DEFENSE GRANT CASH	21,071.97	.00	3,000.33-	18,071.64
2018 565 TIME DEPOSIT ON ACCOUNT	307.68	.39	.00	308.07
2018 565 FUND TOTALS	21,379.65	.39	3,000.33-	18,379.71
2018 567 ABATEMENT OFFICER CASH	36,415.85	12,425.00	11,094.67-	37,746.18
2018 567 TDOA	75,136.01	96.24	.00	75,232.25
2018 567 FUND TOTALS	111,551.86	12,521.24	11,094.67-	112,978.43
2018 568 TECHNOLOGY RESOURCES CASH	1.50	.00	.00	1.50
2018 568 TIME DEPOSIT ON ACCOUNT	.00	.00	.00	.00
2018 568 FUND TOTALS	1.50	.00	.00	1.50
2018 569 HAVA ELECTION GRANT CASH	9,653.03	500.00	.00	10,153.03
2018 569 FUND TOTALS	9,653.03	500.00	.00	10,153.03
2018 570 GOLDEN WATER SUPPLY CORP GOLDEN WATER TDHCA 726216	.00	.00	.00	.00
2018 570 MBIA MUNICIPAL INVESTORS SERVI FUND TOTALS	.00	.00	.00	.00
2018 580 D. A. CHECK COLLECTION FUND CASH	5,925.71	177.14	349.12-	5,753.73
2018 580 TIME DEPOSIT ON ACCOUNT	10,230.10	13.09	.00	10,243.19
2018 580 MBIA MUNICIPAL INVESTORS SERV FUND TOTALS	16,155.81	190.23	349.12-	15,996.92
2018 591 CONSTABLE #1 TLEOSE FUND CASH	1,888.88	.00	.00	1,888.88
2018 591 CASH - CITIZENS NATIONAL	.49-	.00	.00	.49-
2018 591 TDOA	.00	.00	.00	.00
2018 591 MBIA MUNICIPAL INVESTORS SERV FUND TOTALS	1,888.39	.00	.00	1,888.39
2018 592 CONSTABLE #2 TLEOSE FUND CASH	1,184.54	.00	.00	1,184.54
2018 592 CASH OTHER	.00	.00	.00	.00
2018 592 MBIA MUNICIPAL INVESTORS SERV FUND TOTALS	1,184.54	.00	.00	1,184.54
2018 593 CONSTABLE #3 TLEOSE FUND CASH	678.30	.00	.00	678.30
2018 593 CASH OTHER - ANB/CANTON	1,790.75	.00	.00	1,790.75
2018 593 MBIA MUNICIPAL INVESTORS SERV FUND TOTALS	2,469.05	.00	.00	2,469.05

ACCOUNT NAME	BEGINNING CASH BALANCE	CASH RECEIPTS	CASH DISBURSEMENTS	ENDING CASH BALANCE
2018 594 CONSTABLE #4 TLEOSE FUND				
CASH	4,291.32	.00	.00	4,291.32
TIME DEPOSIT ON ACCOUNT	.00	.00	.00	.00
MBIA MUNICIPAL INVESTORS SERV	.00	.00	.00	.00
FUND TOTALS	4,291.32	.00	.00	4,291.32
2018 595 SHERIFF TLEOSE FUND				
CASH	14,107.66	.00	576.50	13,531.16
MBIA MUNICIPAL INVESTORS SESRV	.00	.00	.00	.00
FUND TOTALS	14,107.66	.00	576.50	13,531.16
2018 596 DA TLEOSE FUND				
CASH	941.88	.00	.00	941.88
MBIA MUNICIPAL INVESTORS SERV	.00	.00	.00	.00
FUND TOTALS	941.88	.00	.00	941.88
2018 597 VZC COMMISSARY PERSONNEL FUND				
CASH	2.41	.00	.00	2.41
MBIA MUNICIPAL INVESTORS SERV	.00	.00	.00	.00
FUND TOTALS	2.41	.00	.00	2.41
2018 600 JUSTICE COURT TECHNOLOGY FUND				
CASH	4,190.82	1,403.43	4,000.00	1,594.25
TIME DEPOSIT ON ACCOUNT	37,090.98	4,051.41	.00	41,142.39
MBIA MUNICIPAL INVESTORS SERV	.00	.00	.00	.00
FUND TOTALS	41,281.80	5,454.84	4,000.00	42,736.64
2018 602 CHILD ADVOCACY				
HISTORICAL COMMISSION CASH	9.08	.00	.00	9.08
MBIA MUNICIPAL INVESTORS SERV	.00	.00	.00	.00
FUND TOTALS	9.08	.00	.00	9.08
2018 800 CONTRIBUTION RELIEF FUND				
CASH	.00	.00	.00	.00
TIME DEPOSIT ON ACCOUNT	16,082.93	.00	.00	16,082.93
FUND TOTALS	16,082.93	.00	.00	16,082.93
2018 802 VETERAN'S MEMORIAL WALL FUND				
CASH	.55	.00	.00	.55
TIME DEPOSIT ON ACCOUNT	.55	.00	.00	.55
FUND TOTALS	1.10	.00	.00	1.10
2018 803 HISTORICAL COMMISSION				
HISTORICAL COMMISSION CASH	940.12	135.00	.00	1,075.12
TIME DEPOSIT ON ACCOUNT	10,012.15	12.81	.00	10,024.96
FUND TOTALS	10,952.27	147.81	.00	11,100.08
2018 804 VAN TORNADO-ASSISTANCE				
VAN TORNADO-ASSISTANCE-CASH	43,988.27	.00	.00	43,988.27
VTASSI-TIME DEPOSITON ACCOUNT	.00	.00	.00	.00
FUND TOTALS	43,988.27	.00	.00	43,988.27
2018 805 FEMA - DEC 2015 STORM				
CASH	470.66	.00	.00	470.66
TIME DEPOSIT ON ACCOUNT	.00	.00	.00	.00
FUND TOTALS	470.66	.00	.00	470.66

ACCOUNT NUMBER	ACCOUNT NAME	DATE	AMDMT NUMBER	OLD BUDGET AMOUNT	AMOUNT OF CHANGE	DESCRIPTION	CLK
2018 010-371-100	OTHER MISC. REVENU	01/10/2018	180025	24,000.00-	437.50-	PROVIDE FUNDS FOR HEALTHY C	SH
			TOTAL AMENDMENTS	1	437.50-		
2018 010-400-483	BONDING EXPENDITURES - COUNTY JUDGE	11/30/2017	180018	.00	296.92	TO COVER EXPENSES	KE
			TOTAL AMENDMENTS	1	296.92		
2018 010-402-495	MISCELLANEOUS EXPE	01/10/2018	180025	700.00	437.50	PROVIDE FUNDS FOR HEALTHY C	SH
			TOTAL AMENDMENTS	1	437.50		
2018 010-409-495	MISCELLANEOUS EXPENDITURES - NON DEPARTMENT	11/30/2017	180018	1,000.00	593.84-	TO COVER EXPENSES	KE
			TOTAL AMENDMENTS	1	593.84-		
2018 010-410-475	ECONOMIC DEVELOPME	03/21/2018	180040	3,334.00	332.66	LINE ITEM TRANSFER	SH
2018 010-410-495	MISCELLANEOUS EXPENDITURES - CONTRACTS	03/21/2018	180040	1,500.00	332.66-	LINE ITEM TRANSFER	SH
			TOTAL AMENDMENTS	2	.00		
2018 010-445-483	BONDING EXPENDITURES - COUNTY COURT AT	11/30/2017	180018	.00	296.92	TO COVER EXPENSES	KE
			TOTAL AMENDMENTS	1	296.92		
2018 010-462-485	JURORS EXPENSE	04/04/2018	180048	500.00	90.00-	LINE ITEM TRANSFER	SH
2018 010-462-495	MISCELLANEOUS EXPENDITURES - JP #2	04/04/2018	180048	.00	90.00	LINE ITEM TRANSFER	SH
			TOTAL AMENDMENTS	2	.00		
2018 010-495-103	SALARIES - EMPLOYE	04/04/2018	180045	127,068.00	1,500.00-	PROVIDE FUNDS FOR SCANNER	SH
2018 010-495-310	OFFICE SUPPLIES	02/21/2018	180033	1,950.00	100.00-	LINE ITEM TRANSFER	SH
2018 010-495-310	OFFICE SUPPLIES	04/04/2018	180045	1,850.00	1,500.00	PROVIDE FUNDS FOR SCANNER	SH
2018 010-495-495	MISCELLANEOUS EXPENDITURES - CO. AUDITOR	02/21/2018	180033	150.00	100.00	LINE ITEM TRANSFER	SH
			TOTAL AMENDMENTS	4	.00		
2018 010-499-311	POSTAGE	12/14/2017	180021	8,000.00	1,000.00-	LINE ITEM TRANSFER	SH
2018 010-499-428	TRAVEL	12/14/2017	180021	500.00	500.00	LINE ITEM TRANSFER	SH
2018 010-499-495	MISCELLANEOUS EXPENDITURES - TAX COLLECTOR	12/14/2017	180021	300.00	500.00	LINE ITEM TRANSFER	SH
			TOTAL AMENDMENTS	3	.00		
2018 010-551-495	MISCELLANEOUS EXPENDITURES - CONSTABLE PCT.1	04/04/2018	180044	.00	479.52	PROVIDE FUNDS FOR COPSYNC	S SH
			TOTAL AMENDMENTS	2	479.52-		
2018 015-352-400	FORFEITED PROPERTY	02/08/2018	180028	5,000.00-	10,699.44-	INCREASE THE BUDGET-DEA	MON KE
			TOTAL AMENDMENTS	1	10,699.44-		
2018 015-560-492	DRUG INVESTIGATION	02/08/2018	180028	.00	2,699.44	INCREASE THE BUDGET-DEA	MON KE
2018 015-560-495	MISC EXPENDITURES - SHERIFF FORFEIT	02/08/2018	180028	10,000.00	8,000.00	INCREASE THE BUDGET-DEA	MON KE
			TOTAL AMENDMENTS	2	10,699.44		
2018 018-510-402	CONTRACT SERVICES EXPENDITURES - JUSTICE COURT	10/26/2017	180009	.00	2,000.00	INCREASE THE BUDGET	KE
			TOTAL AMENDMENTS	1	2,000.00		
2018 021-364-100	SALE OF PROPERTY	04/04/2018	180047	.00	24,126.00-	INCREASE REV/EXP PROCEEDS	F SH
			TOTAL AMENDMENTS	1	24,126.00-		
2018 021-380-300	GRANT REV 2016	03/07/2018	180037	.00	1,206.75-	INCREASE REV AND EXPENSE	SH
			TOTAL AMENDMENTS	1	1,206.75-		
2018 021-390-804	TRN FROM VAN TORNA	12/14/2017	180024	.00	157,053.25-	TRANSFER FUNDS FROM FEMA	PC SH

ACCOUNT NUMBER	ACCOUNT NAME	DATE	AMOUNT	AMOUNT	AMOUNT	AMOUNT	AMOUNT	DESCRIPTION
2018 021-621-335	ROAD & BRIDGE MATE	12/14/2017	180024	550,000.00	1	707,053.25	157,053.25-	TRANSFER FUNDS FROM FEMA PC SH
2018 021-621-495	MISCELLANEOUS EXPE	03/07/2018	180037	12,500.00	1	13,706.75	1,206.75	INCREASE REV AND EXPENSE SH
2018 021-621-571	EQUIPMENT PURCHASE	04/04/2018	180047	40,000.00	3	64,126.00	24,126.00	INCREASE REV/EXP PROCEEDS F SH
	EXPENDITURES - R & B PCT.1		TOTAL AMENDMENTS			TOTAL CHANGES	182,386.00	
2018 022-370-100	ROAD DAMAGE PAYMEN	11/16/2017	180014	.00	1	308,550.00-	308,550.00-	AMEND FY2018 BUDGET FOR ROA KE
			TOTAL AMENDMENTS			TOTAL CHANGES	308,550.00-	
2018 022-380-300	GRANT REV 2016 DIS	03/07/2018	180037	.00	1	1,206.75-	1,206.75-	INCREASE REV AND EXPENSE SH
			TOTAL AMENDMENTS			TOTAL CHANGES	1,206.75-	
2018 022-390-804	TRN FROM VAN TORNA	12/14/2017	180023	.00	1	2,406.51-	2,406.51-	TRANSFER FUNDS FROM FEMA FU SH
			TOTAL AMENDMENTS			TOTAL CHANGES	2,406.51-	
2018 022-622-335	ROAD & BRIDGE MATE	11/16/2017	180014	1,056,000.00	1	1,364,550.00	308,550.00	AMEND FY2018 BUDGET FOR ROA KE
2018 022-622-335	ROAD & BRIDGE MATE	01/10/2018	180026	1,364,550.00	1	1,344,550.00	20,000.00-	PROVIDE FUNDS FOR REPAIR ON SH
2018 022-622-335	ROAD & BRIDGE MATE	02/28/2018	180035	1,344,550.00	1	1,339,550.00	5,000.00-	LINE ITEM TRANSFER RECLAIM SH
2018 022-622-335	ROAD & BRIDGE MATE	03/07/2018	180038	1,339,550.00	1	1,337,523.00	2,027.00-	LINE ITEM TRANSFER FOR ADDI SH
2018 022-622-336	FEMA VAN TORNADO	10/04/2017	180007	.00	1	113,750.22	113,750.22	INCREASE THE BUDGET KE
2018 022-622-336	FEMA VAN TORNADO	12/14/2017	180023	113,750.22	1	116,156.73	2,406.51	TRANSFER FUNDS FROM FEMA FU SH
2018 022-622-337	FEMA DEC 2015 STOR	10/04/2017	180007	.00	1	83,610.67	83,610.67	INCREASE THE BUDGET KE
2018 022-622-451	REPAIR & MAINT.	01/10/2018	180026	20,000.00	1	40,000.00	20,000.00	PROVIDE FUNDS FOR REPAIR ON SH
2018 022-622-451	REPAIR & MAINT.	02/28/2018	180035	40,000.00	1	45,000.00	5,000.00	LINE ITEM TRANSFER RECLAIM SH
2018 022-622-495	MISCELLANEOUS EXPE	03/07/2018	180037	1,000.00	1	2,206.75	1,206.75	INCREASE REV AND EXPENSE SH
2018 022-622-571	EQUIPMENT PURCHASE	03/07/2018	180038	78,000.00	11	80,027.00	2,027.00	LINE ITEM TRANSFER FOR ADDI SH
	EXPENDITURES - R & B PCT.2		TOTAL AMENDMENTS			TOTAL CHANGES	509,524.15	
2018 023-367-000	DONATIONS - GENERA	04/04/2018	180043	.00	1	14,000.00-	14,000.00-	INCREASE REVENUE/EXPENSE - SH
			TOTAL AMENDMENTS			TOTAL CHANGES	14,000.00-	
2018 023-380-200	FINANCING ISSURANC	03/07/2018	180036	.00	1	157,900.00-	157,900.00-	INCREASE REV AND EXP TO PUR SH
2018 023-380-500	GRANT REV 2016 DIS	03/07/2018	180037	.00	2	1,206.75-	1,206.75-	INCREASE REV AND EXPENSE SH
			TOTAL AMENDMENTS			TOTAL CHANGES	159,106.75-	
2018 023-623-335	ROAD & BRIDGE MATE	04/04/2018	180043	760,000.00	1	774,000.00	14,000.00	INCREASE REVENUE/EXPENSE - SH
2018 023-623-495	MISCELLANEOUS EXPE	03/07/2018	180037	3,000.00	1	4,206.75	1,206.75	INCREASE REV AND EXPENSE SH
2018 023-623-571	EQUIPMENT PURCHASE	03/07/2018	180036	50,000.00	3	207,900.00	157,900.00	INCREASE REV AND EXP TO PUR SH
	EXPENDITURES - R & B PCT.3		TOTAL AMENDMENTS			TOTAL CHANGES	173,106.75	
2018 024-380-200	FINANCING ISSURANC	11/02/2017	180013	.00	1	109,088.00-	109,088.00-	INCREASE R&B PCT 4 FY 2018 FT
2018 024-380-300	GRANT REV 2016 DIS	03/07/2018	180037	.00	2	1,206.75-	1,206.75-	INCREASE REV AND EXPENSE SH
			TOTAL AMENDMENTS			TOTAL CHANGES	110,294.75-	
2018 024-390-804	TRN FROM VAN TORNA	12/14/2017	180022	.00	1	7,121.25-	7,121.25-	TRANSFER FUNDS FROM FEMA FU SH
2018 024-390-806	TRN FRM APR 2016 S	12/14/2017	180022	.00	2	285,635.94-	285,635.94-	TRANSFER FUNDS FROM FEMA FU SH
			TOTAL AMENDMENTS			TOTAL CHANGES	292,757.19-	
2018 024-624-335	ROAD & BRIDGE MATE	11/02/2017	180012	250,000.00	1	248,400.00	1,600.00-	LINE ITEM TRANSFERS FT
2018 024-624-335	ROAD & BRIDGE MATE	11/02/2017	180012	248,400.00	1	247,950.00	450.00-	LINE ITEM TRANSFERS FT
2018 024-624-336	FEMA VAN TORNADO	12/14/2017	180022	48,800.00	1	55,921.25	7,121.25	TRANSFER FUNDS FROM FEMA FU SH
2018 024-624-338	FEMA APR 2016 STOR	12/14/2017	180022	.00	1	285,635.94	285,635.94	TRANSFER FUNDS FROM FEMA FU SH
2018 024-624-339	UNIFORMS	11/02/2017	180012	4,250.00	1	4,700.00	450.00	LINE ITEM TRANSFERS FT
2018 024-624-483	BONDING	11/02/2017	180012	2,400.00	1	.00	2,400.00-	LINE ITEM TRANSFERS FT

ACCOUNT NUMBER	ACCOUNT NAME	DATE	AMDMT NUMBER	OLD BUDGET AMOUNT	AMENDED BUDGET AMOUNT	DESCRIPTION	AMOUNT OF CHANGE	CLK
2018 024-624-495	MISCELLANEOUS EXPE	11/02/2017	180012	.00	4,000.00	LINE ITEM TRANSFERS	4,000.00	FT
2018 024-624-495	MISCELLANEOUS EXPE	03/07/2018	180037	4,000.00	5,206.75	INCREASE REV AND EXPENSE	1,206.75	SH
2018 024-624-589	EQUIPMENT PAYMENTS	11/02/2017	180013	.00	22,825.00	INCREASE R&B PCT 4 FY 2018	22,825.00	FT
	EXPENDITURES - PCT.4	TOTAL AMENDMENTS	9	TOTAL CHANGES			316,788.94	
2018 052-450-427	TRAINING	02/21/2018	180032	500.00	.00	LINE ITEM TRANSFER	500.00-	SH
2018 052-450-427	TRAINING	04/04/2018	180042	.00	577.73	INCREASE TRAINING FROM FUND	577.73	SH
2018 052-450-572	OFFICE EQUIPMENT	02/21/2018	180032	1,500.00	2,000.00	LINE ITEM TRANSFER	500.00	SH
		TOTAL AMENDMENTS	3	TOTAL CHANGES			577.73	
2018 053-410-485	CHILDS ADVOCACY CE	02/08/2018	180029	10,000.00	30,000.00	LINE ITEM TRANSFER	20,000.00	KE
2018 053-410-486	ECONOMIC DEVELOPME	02/08/2018	180029	40,000.00	20,000.00	LINE ITEM TRANSFER	20,000.00-	KE
		TOTAL AMENDMENTS	2	TOTAL CHANGES			.00	
2018 056-409-495	MISCELLANEOUS EXPE	11/02/2017	180011	.00	3,100.00	INCREASE COUNTY RECORDS FND	3,100.00	FT
	EXPENDITURES - CITY RECORDS FND	TOTAL AMENDMENTS	1	TOTAL CHANGES			3,100.00	
2018 131-512-103	SALARIES - EMPLOYE	02/08/2018	180027	974,649.30	1,043,730.30	INCREASE THE BUDGET	69,081.00	KE
2018 131-512-201	SOCIAL SECURITY TA	02/08/2018	180027	76,251.00	81,536.00	INCREASE THE BUDGET	5,285.00	KE
2018 131-512-203	RETIREMENT CONTRIB	02/08/2018	180027	79,145.00	84,630.00	INCREASE THE BUDGET	5,485.00	KE
2018 131-512-204	WORKERS COMPENSATI	02/08/2018	180027	44,058.00	47,280.00	INCREASE THE BUDGET	3,222.00	KE
2018 131-512-206	UNEMPLOYMENT INSUR	02/08/2018	180027	10,530.00	11,276.00	INCREASE THE BUDGET	746.00	KE
	EXPENDITURES - VZC JAIL	TOTAL AMENDMENTS	5	TOTAL CHANGES			83,819.00	
2018 132-352-400	GRANT PROCEEDS	11/30/2017	180016	.00	69,350.00-	ESTABLISH BUDGETS FOR BODY	69,350.00-	KE
2018 132-352-400	GRANT PROCEEDS	12/14/2017	180020	69,350.00-	97,860.06-	ESTABLISH BUDGET FOR THERMA	28,510.06-	SH
		TOTAL AMENDMENTS	2	TOTAL CHANGES			97,860.06-	
2018 132-367-000	GENERAL DONATION V	11/02/2017	180010	.00	3,800.00-	INCREASE SHERIFF BUDGET FOR	3,800.00-	FT
2018 132-367-000	GENERAL DONATION V	11/30/2017	180017	3,800.00-	7,600.00-	INCREASE BUDGET FOR K-9 DON	3,800.00-	KE
2018 132-367-000	GENERAL DONATION V	11/30/2017	180017	7,600.00-	3,800.00-	VOID B/A #17 - DUPLICATE OF	3,800.00-	SH
		TOTAL AMENDMENTS	3	TOTAL CHANGES			3,800.00-	
2018 132-370-104	INSURANCE PROCEEDS	04/04/2018	180045	.00	2,112.40-	INCREASE REVENUE/EXPENSE TA	2,112.40-	SH
		TOTAL AMENDMENTS	1	TOTAL CHANGES			2,112.40-	
2018 132-380-200	FINANCING ISSURANC	12/13/2017	180019	150,000.00-	543,902.85-	ESTABLISH ADD. BUDGET-VEHIC	393,902.85-	KE
		TOTAL AMENDMENTS	1	TOTAL CHANGES			393,902.85-	
2018 132-560-103	SALARIES - EMPLOYE	02/08/2018	180027	1,400,000.00	1,431,885.00	INCREASE THE BUDGET	31,885.00	KE
2018 132-560-201	SOCIAL SECURITY TA	02/08/2018	180027	103,890.00	105,329.00	INCREASE THE BUDGET	2,439.00	KE
2018 132-560-203	RETIREMENT CONTRIB	02/08/2018	180027	107,850.00	110,382.00	INCREASE THE BUDGET	2,532.00	KE
2018 132-560-204	WORKERS COMPENSATI	02/08/2018	180027	54,020.00	55,507.00	INCREASE THE BUDGET	1,487.00	KE
2018 132-560-206	UNEMPLOYMENT INSUR	02/08/2018	180027	13,885.00	14,230.00	INCREASE THE BUDGET	345.00	KE
2018 132-560-337	LAW ENFORCEMENT SU	11/02/2017	180010	10,000.00	13,800.00	INCREASE SHERIFF BUDGET FOR	3,800.00	FT
2018 132-560-337	LAW ENFORCEMENT SU	11/30/2017	180017	13,800.00	17,600.00	INCREASE BUDGET FOR K-9 DON	3,800.00	KE
2018 132-560-337	LAW ENFORCEMENT SU	11/30/2017	180017	17,600.00	13,800.00	VOID B/A #17 - DUPLICATE OF	3,800.00-	SH
2018 132-560-416	AUTOPSIES & FORENS	04/04/2018	180046	2,500.00	5,000.00	LINE ITEM TRANSFER	2,500.00	SH
2018 132-560-454	AUTOMOTIVE MAINTEN	04/04/2018	180045	60,000.00	62,112.40	INCREASE REVENUE/EXPENSE TA	2,112.40	SH
2018 132-560-456	TIRES & TUBES	04/04/2018	180046	24,000.00	21,500.00	LINE ITEM TRANSFER	2,500.00-	SH
2018 132-560-571	EQUIPMENT PURCHASE	11/30/2017	180016	5,000.00	74,350.00	ESTABLISH BUDGETS FOR BODY	69,350.00	KE
2018 132-560-571	EQUIPMENT PURCHASE	12/14/2017	180020	74,350.00	28,510.06	ESTABLISH BUDGET FOR THERMA	28,510.06	SH
2018 132-560-571	EQUIPMENT PURCHASE	04/04/2018	180041	102,860.06	143,460.81	LINE ITEM TRANSFER TO OUTFI	40,600.75	SH
2018 132-560-575	SHERIFF'S AUTO PUR	12/13/2017	180019	150,000.00	543,902.85	ESTABLISH ADD. BUDGET-VEHIC	393,902.85	KE
2018 132-560-588	INTEREST ON DEBT P	04/04/2018	180041	14,448.37	11,847.62	LINE ITEM TRANSFER TO OUTFI	2,600.75-	SH

ACCOUNT NUMBER	ACCOUNT NAME	DATE	AMDMT NUMBER	OLD BUDGET AMOUNT	AMOUNT OF CHANGE	DESCRIPTION	CLK
2018 132-560-589	EQUIPMENT PAYMENTS	04/04/2018	180041	130,581.86	92,581.86	LINE ITEM TRANSFER TO OUTFI	SH
EXPENDITURES - SHERIFF OFFICE		TOTAL AMENDMENTS		17	536,363.31		
2018 540-344-101	PRE TRIAL FEES	10/04/2017	180001	.00	48,391.00	RECORD BUDGET FIGURES	KE
2018 540-344-104	DRUG TESTING	10/04/2017	180001	.00	1,000.00	RECORD BUDGET FIGURES	KE
2018 540-344-105	GPS/ELM	10/04/2017	180001	.00	13,000.00	RECORD BUDGET FIGURES	KE
		TOTAL AMENDMENTS		3	62,391.00		
2018 540-570-103	SALARIES - EMPLOYE	10/04/2017	180001	.00	22,525.00	RECORD BUDGET FIGURES	KE
2018 540-570-107	SALARIES - EXTRA H	10/04/2017	180001	.00	3,623.00	RECORD BUDGET FIGURES	KE
2018 540-570-201	SOCIAL SECURITY TA	10/04/2017	180001	.00	2,000.00	RECORD BUDGET FIGURES	KE
2018 540-570-202	GROUP INSURANCE	10/04/2017	180001	.00	7,000.00	RECORD BUDGET FIGURES	KE
2018 540-570-203	RETIREMENT CONTRIB	10/04/2017	180001	.00	2,029.00	RECORD BUDGET FIGURES	KE
2018 540-570-205	UNEMPLOYMENT INSUR	10/04/2017	180001	.00	2,282.00	RECORD BUDGET FIGURES	KE
2018 540-570-310	SUPPLIES	10/04/2017	180001	.00	6,102.00	RECORD BUDGET FIGURES	KE
2018 540-570-408	CONTRACT SERVICES	10/04/2017	180001	.00	18,830.00	RECORD BUDGET FIGURES	KE
		TOTAL AMENDMENTS		8	62,391.00		
2018 541-333-101	STATE AID - SUPERV	10/04/2017	180006	.00	149,381.00	RECORD BUDGET FIGURES	KE
2018 541-333-107	SAFPF PAYMENTS	10/04/2017	180006	.00	2,500.00	RECORD BUDGET FIGURES	KE
		TOTAL AMENDMENTS		2	151,881.00		
2018 541-344-100	PROBATION FEES	10/04/2017	180006	.00	395,208.00	RECORD BUDGET FIGURES	KE
2018 541-344-104	DRUG TESTING	10/04/2017	180006	.00	21,000.00	RECORD BUDGET FIGURES	KE
2018 541-344-105	GLOBAL POSITIONING	10/04/2017	180006	.00	2,880.00	RECORD BUDGET FIGURES	KE
2018 541-344-110	POLYGRAPH FEE	10/04/2017	180006	.00	7,700.00	RECORD BUDGET FIGURES	KE
		TOTAL AMENDMENTS		4	419,788.00		
2018 541-360-100	DEPOSITORY INTERES	10/04/2017	180006	.00	150.00	RECORD BUDGET FIGURES	KE
		TOTAL AMENDMENTS		1	150.00		
2018 541-570-102	SALARY-CHIEF PROBA	10/04/2017	180006	.00	82,800.00	RECORD BUDGET FIGURES	KE
2018 541-570-103	SALARIES - EMPLOYE	10/04/2017	180006	.00	296,538.00	RECORD BUDGET FIGURES	KE
2018 541-570-201	SOCIAL SECURITY TA	10/04/2017	180006	.00	29,019.00	RECORD BUDGET FIGURES	KE
2018 541-570-203	RETIREMENT CONTRIB	10/04/2017	180006	.00	29,437.00	RECORD BUDGET FIGURES	KE
2018 541-570-206	UNEMPLOYMENT INSUR	10/04/2017	180006	.00	4,097.00	RECORD BUDGET FIGURES	KE
2018 541-570-310	SUPPLIES/OPERATION	10/04/2017	180006	.00	18,250.00	RECORD BUDGET FIGURES	KE
2018 541-570-408	CONTRACT SERVICES	10/04/2017	180006	.00	13,855.00	RECORD BUDGET FIGURES	KE
2018 541-570-419	PROFESSIONAL FEES	10/04/2017	180006	.00	25,121.00	RECORD BUDGET FIGURES	KE
2018 541-570-420	TELEPHONE - UTILIT	10/04/2017	180006	.00	3,875.00	RECORD BUDGET FIGURES	KE
2018 541-570-428	TRAVEL	10/04/2017	180006	.00	8,250.00	RECORD BUDGET FIGURES	KE
2018 541-570-429	FURNISHED TRAVEL	10/04/2017	180006	.00	5,500.00	RECORD BUDGET FIGURES	KE
2018 541-570-572	EQUIPMENT	10/04/2017	180006	.00	8,100.00	RECORD BUDGET FIGURES	KE
EXPENDITURES - SUPERVISION		TOTAL AMENDMENTS		12	524,842.00		
2018 541-700-543	TRANSFER TO HIGH R	10/04/2017	180006	.00	12,516.00	RECORD BUDGET FIGURES	KE
2018 541-700-559	TRANSFER TO MENTAL	10/04/2017	180006	.00	34,461.00	RECORD BUDGET FIGURES	KE
		TOTAL AMENDMENTS		2	46,977.00		
2018 542-344-101	CIVIL REVENUE	10/04/2017	180002	.00	21,143.00	RECORD BUDGET FIGURES	KE
		TOTAL AMENDMENTS		1	21,143.00		
2018 542-570-103	SALARIES	10/04/2017	180002	.00	6,717.00	RECORD BUDGET FIGURES	KE
2018 542-570-107	EXTRA HELP	10/04/2017	180002	.00	3,623.00	RECORD BUDGET FIGURES	KE
2018 542-570-201	SOCIAL SECURITY TA	10/04/2017	180002	.00	791.00	RECORD BUDGET FIGURES	KE

ACCOUNT NUMBER	ACCOUNT NAME	DATE	AMDMT NUMBER	OLD BUDGET AMOUNT	BUDGET AMOUNT	AMOUNT OF CHANGE	DESCRIPTION	CLK
2018 542-570-202	GROUP INSURANCE	10/04/2017	180002	.00	2,581.00	2,581.00	RECORD BUDGET FIGURES	KE
2018 542-570-203	RETIREMENT CONTRIB	10/04/2017	180002	.00	802.00	802.00	RECORD BUDGET FIGURES	KE
2018 542-570-206	UNEMPLOYMENT	10/04/2017	180002	.00	112.00	112.00	RECORD BUDGET FIGURES	KE
2018 542-570-310	OFFICE SUPPLIES	10/04/2017	180002	.00	6,517.00	6,517.00	RECORD BUDGET FIGURES	KE
	TOTAL AMENDMENTS		7		TOTAL CHANGES	21,143.00		
2018 543-333-103	STATE AID - SUBSTA	10/04/2017	180004	.00	29,931.00	29,931.00	RECORD BUDGET FIGURES	KE
	TOTAL AMENDMENTS		1		TOTAL CHANGES	29,931.00		
2018 543-390-541	TRANSFER FROM SUP	10/04/2017	180004	.00	12,516.00	12,516.00	RECORD BUDGET FIGURES	KE
	TOTAL AMENDMENTS		1		TOTAL CHANGES	12,516.00		
2018 543-573-103	SALARIES - EMPLOYE	10/04/2017	180004	.00	36,246.00	36,246.00	RECORD BUDGET FIGURES	KE
2018 543-573-201	SOCIAL SECURITY TA	10/04/2017	180004	.00	2,773.00	2,773.00	RECORD BUDGET FIGURES	KE
2018 543-573-203	RETIREMENT CONTRIB	10/04/2017	180004	.00	2,813.00	2,813.00	RECORD BUDGET FIGURES	KE
2018 543-573-206	UNEMPLOYMENT INSUR	10/04/2017	180004	.00	391.00	391.00	RECORD BUDGET FIGURES	KE
2018 543-573-419	PROFESSIONAL FEES	10/04/2017	180004	.00	224.00	224.00	RECORD BUDGET FIGURES	KE
	EXPENDITURES - SUBSTANCE ABUSE				TOTAL CHANGES	42,447.00		
2018 544-333-104	STATE AID - OFFEND	10/04/2017	180003	.00	53,330.00	53,330.00	RECORD BUDGET FIGURES	KE
	TOTAL AMENDMENTS		1		TOTAL CHANGES	53,330.00		
2018 544-574-103	SALARIES-EMPLOYEES	10/04/2017	180003	.00	45,437.00	45,437.00	RECORD BUDGET FIGURES	KE
2018 544-574-201	SOCIAL SECURITY TA	10/04/2017	180003	.00	3,476.00	3,476.00	RECORD BUDGET FIGURES	KE
2018 544-574-203	RETIREMENT CONTRIB	10/04/2017	180003	.00	3,526.00	3,526.00	RECORD BUDGET FIGURES	KE
2018 544-574-206	UNEMPLOYMENT INSUR	10/04/2017	180003	.00	491.00	491.00	RECORD BUDGET FIGURES	KE
2018 544-574-419	PROFESSIONAL FEES	10/04/2017	180003	.00	400.00	400.00	RECORD BUDGET FIGURES	KE
	EXPENDITURES - OFFENDER				TOTAL CHANGES	53,330.00		
2018 546-390-101	YOUTH COMMUN SERVI	04/05/2018	180050	.00	300.00	300.00	INCREASE REV. AND EXP-MINI	KE
	TOTAL AMENDMENTS		1		TOTAL CHANGES	300.00		
2018 546-582-102	SALARY EMPLOYEE	11/30/2017	180015	18,298.00	15,604.00	2,694.00	LINE ITEM TRANSFER	KE
2018 546-582-340	YOUTH COMMUNT SERV	04/05/2018	180050	.00	300.00	300.00	INCREASE REV. AND EXP-MINI	KE
2018 546-582-427	TRAINING	11/30/2017	180015	1,500.00	4,194.00	2,694.00	LINE ITEM TRANSFER	KE
	EXPENDITURES - JUV LOCAL				TOTAL CHANGES	300.00		
2018 547-581-414	MH COUNSELING - R	10/11/2017	180008	8,928.00	8,390.00	538.00	LINE ITEM TRANSFER	KE
2018 547-581-414	MH COUNSELING - R	10/11/2017	180008	8,390.00	6,462.00	1,928.00	LINE ITEM TRANSFER	KE
2018 547-581-432	PSYCHOLOGICAL - R A	10/11/2017	180008	.00	1,928.00	1,928.00	LINE ITEM TRANSFER	KE
	EXPENDITURES - TJCP PROBATION				TOTAL CHANGES	538.00		
2018 549-585-413	MH SCREENING	03/20/2018	180039	2,940.00	3,500.00	560.00	LINE ITEM TRANSFERS	KE
2018 549-585-414	MENTAL HEALTH COUN	03/20/2018	180039	9,660.00	5,320.00	4,340.00	LINE ITEM TRANSFERS	KE
	EXPENDITURES - CCP PROBATION				TOTAL CHANGES	3,780.00		
2018 549-588-413	MH COUNSELING	03/20/2018	180039	1,470.00	5,250.00	3,780.00	LINE ITEM TRANSFERS	KE
	EXPENDITURES DETENTION CCP				TOTAL AMENDMENTS	3,780.00		
2018 552-333-117	ETCOG REIMBURSEMEN	02/16/2018	180031	6,000.00	5,000.00	1,000.00	REDUCE THE BUDGET	KE
	EXPENDITURES - CCP PROBATION				TOTAL AMENDMENTS	1,000.00		
2018 552-582-410	PSYCHOLOGICALS-ETC	02/16/2018	180030	6,000.00	5,000.00	1,000.00	REDUCE THE BUDGET	KE
	EXPENDITURES - CCP PROBATION				TOTAL AMENDMENTS	1,000.00		

ACCOUNT NUMBER	ACCOUNT NAME	DATE	AMDMT NUMBER	OLD BUDGET AMOUNT	AMENDED BUDGET AMOUNT	AMOUNT OF CHANGE	DESCRIPTION	CLK
2018 559-333-103	STATE AID - MENTAL	10/04/2017	180005	.00	34,473.00-	34,473.00-	RECORD BUDGET FIGURES	KE
	TOTAL AMENDMENTS		1	TOTAL CHANGES		34,473.00-		
2018 559-390-541	TRANSFER FROM SUPE	10/04/2017	180005	.00	34,461.00-	34,461.00-	RECORD BUDGET FIGURES	KE
	TOTAL AMENDMENTS		1	TOTAL CHANGES		34,461.00-		
2018 559-570-103	SALARIES - EMPLOYE	10/04/2017	180005	.00	58,953.00	58,953.00	RECORD BUDGET FIGURES	KE
2018 559-570-201	SOCIAL SECURITY	10/04/2017	180005	.00	4,510.00	4,510.00	RECORD BUDGET FIGURES	KE
2018 559-570-203	RETIREMENT CONTRIB	10/04/2017	180005	.00	4,575.00	4,575.00	RECORD BUDGET FIGURES	KE
2018 559-570-206	UNEMPLOYMENT INSUR	10/04/2017	180005	.00	637.00	637.00	RECORD BUDGET FIGURES	KE
2018 559-570-419	PROFESSIONAL FEES	10/04/2017	180005	.00	259.00	259.00	RECORD BUDGET FIGURES	KE
	EXPENDITURES - MENTAL IMPAIRME		5	TOTAL CHANGES		68,934.00		
2018 567-435-310	OFFICE SUPPLIES	02/21/2018	180034	1,200.00	2,400.00	1,200.00	LINE ITEM TRANSFER	SH
2018 567-435-420	TELEPHONE	02/21/2018	180034	1,200.00	.00	1,200.00-	LINE ITEM TRANSFER	SH
	EXPENDITURES-ABATEMENT OFFICER		2	TOTAL CHANGES		.00		
2018 595-334-200	STATE LEOSE ALLOCA	04/04/2018	180049	3,500.00-	5,106.69-	1,606.69-	PROVIDE AVAILABLE FUNDS FOR	SH
	TOTAL AMENDMENTS		1	TOTAL CHANGES		1,606.69-		
2018 595-560-427	TRAINING	04/04/2018	180049	5,000.00	15,000.00	10,000.00	PROVIDE AVAILABLE FUNDS FOR	SH
	EXPENDITURES - SHERIFF ILEOSE		1	TOTAL CHANGES		10,000.00		
2018 804-330-114	DISASTER RELIEF-FE	12/14/2017	180022	.00	7,121.25-	7,121.25-	TRANSFER FUNDS FROM FEMA	FU
2018 804-330-114	DISASTER RELIEF-FE	12/14/2017	180023	7,121.25-	9,527.76-	2,406.51-	TRANSFER FUNDS FROM FEMA	FU
2018 804-330-114	DISASTER RELIEF-FE	12/14/2017	180024	9,527.76-	166,581.01-	157,053.25-	TRANSFER FUNDS FROM FEMA	PC
	TOTAL AMENDMENTS		3	TOTAL CHANGES		166,581.01-		
2018 804-700-021	TRANSFER TO RB #1	12/14/2017	180024	.00	157,053.25	157,053.25	TRANSFER FUNDS FROM FEMA	PC
2018 804-700-022	TRANSFER TO RB #2	12/14/2017	180023	.00	2,406.51	2,406.51	TRANSFER FUNDS FROM FEMA	FU
2018 804-700-024	TRANSFER TO RB #4	12/14/2017	180022	.00	7,121.25	7,121.25	TRANSFER FUNDS FROM FEMA	FU
	TOTAL AMENDMENTS		3	TOTAL CHANGES		166,581.01		
2018 806-330-114	DISASTER RELIEF -	12/14/2017	180022	.00	285,635.94-	285,635.94-	TRANSFER FUNDS FROM FEMA	FU
	TOTAL AMENDMENTS		1	TOTAL CHANGES		285,635.94-		
2018 806-700-024	TRANSFER TO R & B	12/14/2017	180022	.00	285,635.94	285,635.94	TRANSFER FUNDS FROM FEMA	FU
	TOTAL TRANSFERS		1	TOTAL CHANGES		285,635.94		



P.O. Box 3188 • Longview, Texas 75606 • 903-237-5500

MEMBER FDIC

EQUAL HOUSING LENDER



Return Service Requested

Date 3/30/18
PRIMARY ACCOUNT
ENCLOSURES

Page 1
1910512
380



TXBT
TREASURER OF VAN ZANDT COUNTY
FINANCIAL CLEARING
121 E DALLAS RM 101
CANTON TX 75103-1496

C H E C K I N G A C C O U N T

PUBLIC FUNDS CHECKING		NUMBER OF ENCLOSURES	380
ACCOUNT NUMBER	1910512	Statement Dates	3/01/18 thru 4/01/18
PREVIOUS BALANCE	3,317,698.66	DAYS IN STATEMENT PERIOD	32
27 DEPOSITS	2,669,659.86	AVERAGE LEDGER	3,343,898.63
397 CHECKS/DEBITS	3,481,761.35	AVERAGE COLLECTED	3,335,767.74
SERVICE CHARGE	.00		
INTEREST PAID	.00		
CURRENT BALANCE	2,505,597.17		

D E P O S I T S A N D O T H E R C R E D I T S

Date	Description	Amount
3/02	INV-PAYMTS JUVENILE JUSTICE	43,840.00
	CTX	
3/02	DEPOSIT	2,525.71
3/06	INV-PAYMTS TX AGRICULTURE	1,348.08
	CTX	
3/06	INV-PAYMTS COMP JUDICIARY	21,000.00
	CTX	
3/06	INV-PAYMTS TX DPT CRIML JST	66,778.00
	CTX	
3/07	INV-PAYMTS TX DPT CRIML JST	268.80
	CTX	
3/07	PAY VZ CO APPRAISAL	240,786.36
	PPD	
3/07	PAY VZ CO APPRAISAL	1,322,946.66
	PPD	
3/08	DEPOSIT	174,462.20
3/14	INV-PAYMTS JUVENILE JUSTICE	17,196.94
	CTX	
3/14	DEPOSIT	91,413.23
3/16	INV-PAYMTS CPA STATE FISCAL	50,333.19
	CTX	
3/16	DEPOSIT	1,080.00
3/16	DEPOSIT	55,627.96
3/16	DEPOSIT	140,077.77
3/19	MISC PAY 015 TREAS 310	415.68
	CCD 756001190150700	

019627



TXBT-021-019521-001-020-180331 019627 X06
75103149626

Date 3/30/18
PRIMARY ACCOUNT
ENCLOSURES

Page 2
1910512
380

TREASURER OF VAN ZANDT COUNTY
FINANCIAL CLEARING
121 E DALLAS RM 101
CANTON TX 75103

PUBLIC FUNDS CHECKING

1910512 (continued)

DEPOSITS AND OTHER CREDITS

Date	Description	Amount
3/19	INV-PAYMTS JUVENILE JUSTICE CTX	7,766.36
3/22	INV-PAYMTS COMP JUDICIARY CTX	326.54
3/22	DEPOSIT	2,084.12
3/22	DEPOSIT	55,942.29
3/26	INV-PAYMTS JUVENILE JUSTICE CTX	43,843.00
3/28	REF: LOAN PROCEEDS FOR CATERPI WIRE TRANSFER CREDIT VAN ZANDT COUNTY	157,900.00
3/29	INV-PAYMTS HEALTH HUMAN SVC CTX	18.00
3/29	DEPOSIT	545.35
3/29	DEPOSIT	18,670.85
3/29	DEPOSIT	96,982.77
3/30	INV-PAYMTS GOVERNOR FISCAL CTX	55,480.00

WITHDRAWALS AND OTHER DEBITS

Date	Description	Amount
3/01	USATAXPYMT IRS CCD 220846020991217	228.94-
3/06	Transf to Jury Clearing Jury checks confirmation number 306180433	480.00-
3/07	Transf to Payroll Clearing payroll 3/9/18 confirmation number 307180219	217,678.08-
3/08	PAYMENT VISA \WEB	927.80-
3/08	PAYMENTS NATIONWIDE PPD	2,575.00-
3/08	PAYMENT BANKCARD \TEL	3,829.37-
3/08	USATAXPYMT IRS CCD 220846780292631	62,899.00-

Date 3/30/18
PRIMARY ACCOUNT
ENCLOSURES

Page 3
1910512
380

TREASURER OF VAN ZANDT COUNTY
FINANCIAL CLEARING
121 E DALLAS RM 101
CANTON TX 75103

PUBLIC FUNDS CHECKING

1910512 (Continued)

WITHDRAWALS AND OTHER DEBITS

Date	Description	Amount
3/09	Transf to Payroll clearing M snow 3/9/18 Confirmation number 309180087	442.32-
3/09	Transf to Debt Services Feb 2018 Confirmation number 309180188	76,675.45-
3/09	CHILDSUPP Texas SDU CCD 180670000634420	645.54-
3/12	RE: LOCATION #78331 ACCT# 2340 PIN# 109165 WIRE TRANSFER DEBIT TEX POOL	1,000,000.00-
3/12	USATAXPYMT IRS CCD 220847155999078	97.57-
3/12	INVESTMENT BFDS CCD 612134000180309	150.00-
3/14	Payment ATT \TEL	38.44-
3/15	RECEIVABLE TEXAS COUNTY DRS CCD 0333	1,729.70-
3/15	RECEIVABLE TEXAS COUNTY DRS CCD 0333	80,562.68-
3/16	Payment ATT \TEL	175.06-
3/22	Transf to Jury Clearing Jury checks Confirmation number 322180218	186.00-
3/22	Transf to Payroll Clearing Payroll 3/23/2018 Confirmation number 322180297	206,418.38-
3/22	PAYMENT VISA \WEB	1,082.67-
3/23	REF: VAN ZANDT COUNTY CSCD 023 WIRE TRANSFER DEBIT TDCJ	3,302.20-
3/23	PAYMENTS NATIONWIDE PPD	2,575.00-
3/23	FLEET DEBI WEX INC CCD 9100000739575	12,490.06-



Date 3/30/18
 PRIMARY ACCOUNT
 ENCLOSURES

Page 4
 1910512
 380

TREASURER OF VAN ZANDT COUNTY
 FINANCIAL CLEARING
 121 E DALLAS RM 101
 CANTON TX 75103

PUBLIC FUNDS CHECKING

1910512 (Continued)

WITHDRAWALS AND OTHER DEBITS

Date	Description	Amount
3/23	USATAXPYMT IRS CCD 220848242441984	59,392.12-
3/26	INVESTMENT BFDS CCD 612134000180322	150.00-
3/26	CHILDSUPP Texas SDU CCD 180820000649173	645.54-
3/27	CHARGEBACK	15.00-
3/27	INSURANCE AFLAC CCD 0XH48711584	6,689.35-

CHECKS IN NUMERICAL ORDER

Date	Check No	Amount	Date	Check No	Amount
3/20	60392	7.95	3/19	60836	1,250.00
3/02	60443*	28.34	3/13	60839*	105.40
3/01	60483*	7.50	3/02	60840	293.35
3/30	60590*	44.61	3/15	60845*	1,325.00
3/13	60668*	78.75	3/06	60846	24.00
3/30	60699*	119.38	3/02	60851*	12.93
3/01	60714*	129.65	3/07	60856*	1,128.77
3/05	60715	345.00	3/02	60861*	180.00
3/29	60738*	300.00	3/01	60863*	133.59
3/29	60761*	45.42	3/02	60868*	6.99
3/01	60762	600.53	3/07	60872*	350.00
3/01	60807*	120.00	3/01	60875*	294.03
3/02	60813*	31.81	3/02	60876	3,900.00
3/02	60816*	90.00	3/13	60878*	566.70
3/05	60817	300.00	3/01	60882*	2,003.59
3/13	60819*	245.99	3/02	60885*	1,075.00
3/06	60821*	50.00	3/05	60886	16,606.66
3/05	60823*	450.00	3/02	60887	1,000.00
3/06	60825*	342.00	3/19	60888	200.00
3/01	60830*	108.99	3/12	60890*	892.82
3/01	60831	713.00	3/01	60893*	843.75
3/02	60832	717.60	3/02	60895*	10.00
3/02	60833	2,312.50	3/01	60899*	101.99
3/05	60834	96.00	3/06	60901*	1,575.00
3/05	60835	1,095.03	3/01	60903*	3,890.00

* Indicates break in check number sequence

TXBT-021-019521-001-020-180331 019627 X06

Date 3/30/18
PRIMARY ACCOUNT
ENCLOSURES

Page 5
1910512
380

TREASURER OF VAN ZANDT COUNTY
FINANCIAL CLEARING
121 E DALLAS RM 101
CANTON TX 75103

PUBLIC FUNDS CHECKING

1910512 (Continued)

CHECKS IN NUMERICAL ORDER

Date	Check No	Amount	Date	Check No	Amount
3/01	60905*	25.08	3/15	60988	105.00
3/01	60907*	767.75	3/19	60989	7.00
3/09	60908	14.00	3/13	60990	600.00
3/01	60909	2,650.00	3/20	60991	600.53
3/02	60911*	7.00	3/19	60992	74.87
3/05	60916*	1,380.94	3/15	60993	257.74
3/07	60921*	500.00	3/19	60994	751.86
3/06	60926*	1,959.83	3/19	60996*	490.00
3/05	60927	4,100.00	3/14	60997	7,376.89
3/02	60932*	60.00	3/16	60998	1,015.58
3/01	60934*	12.00	3/19	60999	185.58
3/07	60940*	234.69	3/15	61000	146.55
3/07	60945*	735.26	3/15	61001	212.28
3/01	60949*	50.00	3/14	61002	298.91
3/01	60951*	914.98	3/09	61003	3,557.48
3/01	60953*	93.43	3/15	61004	98.73
3/01	60954	716.27	3/16	61005	147.86
3/01	60955	144.00	3/14	61006	624.00
3/02	60956	500.00	3/19	61007	238.80
3/05	60957	189.69	3/23	61008	90.00
3/02	60963*	112.33	3/23	61009	194.70
3/01	60965*	169.80	3/16	61010	90.00
3/06	60968*	112.76	3/14	61011	80.50
3/06	60970*	25,520.09	3/15	61012	7,766.33
3/14	60971	2,081.84	3/20	61014*	480.00
3/02	60972	2,827.05	3/14	61017*	2,565.00
3/01	60973	9,405.72	3/13	61018	350.00
3/05	60974	936.43	3/14	61019	1,600.05
3/06	60975	170,485.55	3/14	61020	530.00
3/14	60978*	2,642.78	3/13	61021	2,500.00
3/14	60979	107.62	3/28	61022	3,125.39
3/15	60980	52.64	3/14	61024*	132.40
3/15	60981	76.57	3/14	61025	4,827.00
3/14	60982	1,840.00	3/13	61026	35.00
3/15	60983	444.40	3/12	61027	332.95
3/13	60984	915.00	3/22	61028	4,168.13
3/15	60985	89.98	3/20	61029	7,325.00
3/15	60986	751.46	3/13	61030	80,027.00
3/21	60987	2,350.77	3/15	61031	15.00

* Indicates break in check number sequence

Date 3/30/18
PRIMARY ACCOUNT
ENCLOSURES

Page 6
1910512
380

TREASURER OF VAN ZANDT COUNTY
FINANCIAL CLEARING
121 E DALLAS RM 101
CANTON TX 75103

PUBLIC FUNDS CHECKING

1910512 (Continued)

CHECKS IN NUMERICAL ORDER					
Date	Check No	Amount	Date	check No	Amount
3/13	61032	32,136.78	3/13	61073	567.97
3/07	61033	25.80	3/08	61074	66.32
3/16	61034	1,500.00	3/14	61075	798.70
3/13	61036*	1,045.00	3/26	61076	300.52
3/14	61037	509.02	3/16	61077	230.85
3/20	61038	1,900.00	3/15	61078	76.99
3/13	61039	2,733.00	3/14	61079	350.00
3/13	61040	341.61	3/13	61080	676.26
3/14	61041	89.49	3/19	61081	85.54
3/14	61042	1,500.00	3/19	61082	115.00
3/14	61043	3,741.00	3/16	61083	1,050.00
3/13	61044	750.00	3/14	61084	113,905.00
3/09	61045	292.00	3/12	61085	3,259.86
3/23	61046	247.17	3/14	61086	1,716.07
3/15	61047	92.89	3/13	61087	159.00
3/13	61048	220.50	3/15	61088	44.90
3/16	61049	36.78	3/14	61090*	251.24
3/13	61050	275.00	3/13	61091	8,207.00
3/23	61051	65.00	3/16	61092	271.17
3/15	61052	2,747.36	3/20	61093	160.00
3/16	61053	600.53	3/20	61094	792.53
3/30	61054	14.00	3/08	61095	60.00
3/14	61055	350.00	3/15	61096	146.00
3/19	61057*	175.00	3/13	61097	1,016.58
3/15	61058	108.16	3/21	61098	203.36
3/08	61059	57.82	3/13	61099	105.32
3/14	61060	1,590.76	3/19	61100	600.53
3/14	61061	868.71	3/16	61101	198.50
3/09	61062	520.83	3/15	61102	62.00
3/15	61063	1,967.86	3/09	61103	292.00
3/14	61064	156.00	3/13	61104	350.00
3/20	61065	314.84	3/14	61105	342.17
3/09	61066	520.83	3/15	61106	3,834.91
3/12	61067	473.00	3/14	61107	385.78
3/28	61068	600.53	3/15	61108	36.32
3/14	61069	2,421.00	3/14	61109	99.90
3/26	61070	900.00	3/13	61110	475.00
3/19	61071	3,275.00	3/12	61111	299.41
3/15	61072	1,000.00	3/15	61112	23.51

* Indicates break in check number sequence

Date 3/30/18
PRIMARY ACCOUNT
ENCLOSURES

Page 7
1910512
380

TREASURER OF VAN ZANDT COUNTY
FINANCIAL CLEARING
121 E DALLAS RM 101
CANTON TX 75103

PUBLIC FUNDS CHECKING

1910512 (Continued)

CHECKS IN NUMERICAL ORDER					
Date	Check No	Amount	Date	check No	Amount
3/15	61113	328.33	3/29	61155*	150.00
3/16	61114	36.37	3/29	61156	88.50
3/13	61115	1,149.00	3/28	61157	644.00
3/13	61116	35.80	3/28	61158	50.00
3/16	61117	42.99	3/27	61160*	505.00
3/16	61118	130.00	3/27	61162*	39.00
3/14	61119	1,301.28	3/28	61163	995.03
3/13	61120	71.26	3/30	61164	250.00
3/20	61121	840.00	3/22	61165	15,000.00
3/13	61122	4,000.00	3/28	61166	12.66
3/14	61123	500.00	3/21	61167	1,428.00
3/14	61124	36.00	3/28	61168	8.29
3/14	61125	320.98	3/28	61169	175.00
3/27	61126	300.00	3/29	61170	598.06
3/14	61127	75.00	3/26	61172*	17.20
3/19	61128	229.63	3/27	61173	582.34
3/15	61129	704.23	3/27	61174	5,400.00
3/14	61130	1,100.00	3/29	61175	245.00
3/16	61131	225.60	3/28	61177*	624.00
3/13	61132	3,187.50	3/27	61178	4,780.99
3/12	61133	93.40	3/29	61179	15.57
3/13	61134	83.66	3/27	61180	279.00
3/15	61135	159.00	3/28	61181	77.45
3/28	61136	1,045.03	3/26	61182	135.14
3/20	61137	112.76	3/27	61183	146.55
3/08	61138	60,842.16	3/27	61184	1,000.00
3/19	61139	620.33	3/30	61185	322.32
3/28	61140	113.57	3/28	61186	576.30
3/28	61141	7,766.36	3/27	61188*	6,267.28
3/28	61142	70.00	3/29	61189	777.73
3/27	61143	3.40	3/27	61190	34,497.89
3/27	61144	13.50	3/27	61191	270.00
3/29	61147*	44.78	3/27	61192	138.47
3/28	61148	400.00	3/29	61193	170.19
3/30	61149	138.49	3/27	61194	3,257.85
3/28	61150	410.19	3/28	61195	54.00
3/27	61151	50.00	3/28	61196	5,617.54
3/27	61152	868.54	3/30	61197	7,887.00
3/27	61153	58.89	3/28	61198	79.62

* Indicates break in check number sequence



Date 3/30/18
 PRIMARY ACCOUNT
 ENCLOSURES

Page 8
 1910512
 380

TREASURER OF VAN ZANDT COUNTY
 FINANCIAL CLEARING
 121 E DALLAS RM 101
 CANTON TX 75103

PUBLIC FUNDS CHECKING

1910512 (Continued)

CHECKS IN NUMERICAL ORDER					
Date	check No	Amount	Date	check No	Amount
3/28	61199	5,189.81	3/28	61242	394.99
3/28	61200	2,078.43	3/29	61243	382.84
3/28	61201	93.02	3/23	61244	51.72
3/27	61203*	182.03	3/29	61245	15.00
3/28	61204	928.00	3/28	61246	2,750.46
3/28	61205	6.42	3/29	61247	1,971.48
3/30	61206	350.00	3/21	61248	102.50
3/28	61207	26.27	3/26	61252*	66.00
3/30	61208	101.14	3/27	61253	535,772.85
3/27	61211*	389.85	3/29	61254	2,239.42
3/28	61212	431.00	3/27	61255	4,259.92
3/28	61213	609.05	3/26	61256	521.67
3/28	61214	9,227.32	3/27	61257	3,755.57
3/28	61215	1,581.87	3/27	61259*	1,100.00
3/27	61216	5.00	3/28	61260	125.00
3/26	61217	179.00	3/30	61261	197.50
3/23	61218	245.14	3/30	61262	500.00
3/27	61219	438.94	3/27	61263	923.64
3/28	61220	20.97	3/29	61265*	294.95
3/30	61221	482.83	3/22	61266	57.40
3/27	61222	783.34	3/28	61267	1,645.07
3/29	61223	313.52	3/27	61269*	187.50
3/28	61224	72.99	3/30	61270	60.00
3/27	61225	480.79	3/27	61272*	630.00
3/27	61226	345.00	3/27	61273	12,712.68
3/27	61227	1,182.00	3/28	61274	184.80
3/28	61229*	506.23	3/22	61275	2,850.00
3/29	61230	67.52	3/27	61277*	18,477.98
3/27	61231	2,566.51	3/27	61278	143.00
3/27	61232	112.89	3/29	61279	23.41
3/27	61233	1,700.00	3/27	61281*	32.61
3/28	61234	259.00	3/28	61282	510.54
3/28	61235	300.00	3/26	61283	6,000.00
3/30	61236	55.50	3/28	61284	109,581.90
3/27	61237	3,765.94	3/27	61285	797.79
3/29	61238	526.15	3/28	61286	50.00
3/30	61239	138.95	3/26	61287	95.00
3/27	61240	620.45	3/29	61288	914.98
3/27	61241	485.00	3/28	61290*	838.27

* Indicates break in check number sequence

TXBT-021-019521-001-020-180331 019627 X06

Date 3/30/18
PRIMARY ACCOUNT
ENCLOSURES

Page 9
1910512
380

TREASURER OF VAN ZANDT COUNTY
FINANCIAL CLEARING
121 E DALLAS RM 101
CANTON TX 75103

PUBLIC FUNDS CHECKING

1910512 (Continued)

CHECKS IN NUMERICAL ORDER					
Date	Check No	Amount	Date	Check No	Amount
3/26	61292*	360.00	3/29	61298*	106.60
3/29	61293	5,663.04	3/27	61299	121,053.38
3/29	61294	189.69	3/29	61301*	60,526.81
3/29	61296*	112.33			

* Indicates break in check number sequence

DAILY BALANCE INFORMATION					
Date	Balance	Date	Balance	Date	Balance
3/01	3,293,574.07	3/13	3,344,836.39	3/23	3,165,896.06
3/02	3,326,774.88	3/14	3,296,293.03	3/26	3,200,368.99
3/05	3,301,275.13	3/15	3,191,326.51	3/27	2,422,301.28
3/06	3,189,851.98	3/16	3,432,694.14	3/28	2,420,344.91
3/07	4,533,201.20	3/19	3,432,577.04	3/29	2,460,778.89
3/08	4,576,405.93	3/20	3,420,043.43	3/30	2,505,597.17
3/09	4,493,445.48	3/21	3,415,958.80		
3/12	3,487,846.47	3/22	3,244,549.17		

END OF STATEMENT

TexPool Participant Services
 C/O Federated Investors Inc.
 1001 Texas Avenue, Suite 1400
 Houston, TX 77002



Participant Statement

VAN ZANDT COUNTY
 FINANCIAL CLEARING FUND
 ATTN TERI PRUITT
 121 E DALLAS ST STE 101
 CANTON TX 75103-1496

Statement Period 03/01/2018 - 03/31/2018

Page 1 of 2

Customer Service 1-866-TEX-POOL
 Location ID 000078331
 Investor ID 000009623

TexPool Update

Did you know that you can update your contact information with TexPool via TexConnect Online without having to complete an additional form? After entering your Location #, PIN and Password, click Maintenance on the blue menu bar to get started!

TexPool Summary

Pool Name	Beginning Balance	Total Deposits	Total Withdrawals	Total Interest	Current Balance	Average Balance
Texas Local Government Investment Pool	\$9,115,902.25	\$1,000,000.00	\$0.00	\$12,592.22	\$10,128,494.47	\$9,762,282.14
Total Dollar Value	\$9,115,902.25	\$1,000,000.00	\$0.00	\$12,592.22	\$10,128,494.47	

Portfolio Value

Pool Name	Pool/Account	Market Value (03/01/2018)	Share Price (03/31/2018)	Shares Owned (03/31/2018)	Market Value (03/31/2018)
Texas Local Government Investment Pool	449/2340100001	\$9,115,902.25	\$1.00	10,128,494.470	\$10,128,494.47
Total Dollar Value		\$9,115,902.25			\$10,128,494.47

Interest Summary

Pool Name	Pool/Account	Month-to-Date Interest	Year-to-Date Interest
Texas Local Government Investment Pool	449/2340100001	\$12,592.22	\$29,091.18
Total		\$12,592.22	\$29,091.18



TexPool Participant Services
C/O Federated Investors Inc.
1001 Texas Avenue, Suite 1400
Houston, TX 77002

Statement Period 03/01/2018 - 03/31/2018

Page 2 of 2

Transaction Detail

Texas Local Government Investment Pool

Participant: VAN ZANDT COUNTY

Pool/Account: 449/2340100001

Transaction Date	Settlement Date	Transaction Description	Transaction Dollar Amount	Share Price	Shares This Transaction	Shares Owned
03/01/2018	03/01/2018	BEGINNING BALANCE	\$9,115,902.25	\$1.00		9,115,902.250
03/12/2018	03/12/2018	TRANSFER DEPOSIT	\$1,000,000.00	\$1.00	1,000,000.000	10,115,902.250
03/29/2018	03/29/2018	MONTHLY POSTING	\$12,592.22	\$1.00	12,592.220	10,128,494.470
Account Value as of 03/31/2018			\$10,128,494.47	\$1.00		10,128,494.470





Summary Statement

March 2018

Van Zandt County

121 East Dallas Street, Room 101
Canton, TX 75103
U.S.A.

TXCLASS

Average Monthly Yield: 1.75%

	Beginning Balance	Contributions	Withdrawals	Income Earned	Income Earned YTD	Average Daily Balance	Month End Balance
TX-01-0250-0001 FINANCIAL CLEARING	756,509.42	0.00	0.00	1,124.09	3,057.41	757,093.23	757,633.51
Total	756,509.42	0.00	0.00	1,124.09	3,057.41	757,093.23	757,633.51



Account Statement

March 2018

Van Zandt County

121 East Dallas Street, Room 101
 Canton, TX 75103
 U.S.A.

TXCLASS

TX-01-0250-0001

Summary

Average Monthly Yield: 1.75%

	Beginning Balance	Contributions	Withdrawals	Income Earned	Average Daily Balance	Month End Balance
TX-01-0250-0001 FINANCIAL CLEARING	756,509.42	0.00	0.00	1,124.09	757,093.23	757,633.51

Transactions

Transaction Date	Transaction Description	Contributions & Income Earned	Withdrawals	Balance	Transaction Number
03/01/2018	Beginning Balance			756,509.42	
03/31/2018	Income Earned For The Period	1,124.09			
03/31/2018	Ending Balance			757,633.51	



Daily Rates

March 2018

TXCLASS

Date	Dividend Rate	Daily Yield
01-Mar-18	0.000045345	1.66%
02-Mar-18	0.000045504	1.66%
03-Mar-18	0.000045504	1.66%
04-Mar-18	0.000045504	1.66%
05-Mar-18	0.000045957	1.68%
06-Mar-18	0.000046092	1.68%
07-Mar-18	0.000046077	1.68%
08-Mar-18	0.000046599	1.70%
09-Mar-18	0.000046856	1.71%
10-Mar-18	0.000046856	1.71%
11-Mar-18	0.000046856	1.71%
12-Mar-18	0.000047007	1.72%
13-Mar-18	0.000047281	1.73%
14-Mar-18	0.000047387	1.73%
15-Mar-18	0.000047726	1.74%
16-Mar-18	0.000047811	1.75%
17-Mar-18	0.000047811	1.75%
18-Mar-18	0.000047811	1.75%
19-Mar-18	0.000047956	1.75%
20-Mar-18	0.000048511	1.77%
21-Mar-18	0.000048633	1.78%
22-Mar-18	0.000049064	1.79%
23-Mar-18	0.000049216	1.80%
24-Mar-18	0.000049216	1.80%
25-Mar-18	0.000049216	1.80%
26-Mar-18	0.000050583	1.85%
27-Mar-18	0.000050277	1.84%
28-Mar-18	0.000050544	1.84%
29-Mar-18	0.000050558	1.85%
30-Mar-18	0.000050551	1.85%
31-Mar-18	0.000050551	1.85%