


Van Zandt County
Monthly Financial & Investment Report
Month Ending February 28, 2017

TO BE RECORDED IN THE MARCH 21, 2018 MINUTES

OF THE COMMISSIONERS' COURT

BY VAN ZANDT COUNTY CLERK.


SUBMITTED THIS THE 13TH DAY OF FEBRUARY 2018




Teri Pruitt, Treasurer

The Van Zandt County Commissioners' Court, having reviewed the Treasurer's Report as presented, having taken reasonable steps to ensure its accuracy, and based upon presentations of the Treasurer's Office, does hereby approve the Report, subject to the independent auditor's review and does further order that it be filed with the official minutes of this meeting. {LGC 114.026(e)}

In addition, the below signatures affirm that the Treasurers' Report complies with statutes as referenced. {LGC 114.026(d)}S



Don Kirkpatrick, Van Zandt County Judge




Brandon Brown

Commissioner Precinct #1




Keith Pearson

Commissioner Precinct #3



Virgil Melton, Jr.

Commissioner Precinct #2



Tim West

Commissioner Precinct #4

FUND NAME	CHECKING ACCOUNT	CHECKING AMOUNT	TDOA ACCOUNT	TDOA AMOUNT	FUND TOTAL
2018 010 GENERAL FUND	FIN CLEAR AMERICAN	1,683,605.46	TDOA MBIA	2,920,780.44	4,605,552.02
	CTY JURY	111.00-		1,277.12	
2018 012 RESERVE FUNDS	FIN CLEAR		TDOA MBIA		
2018 015 SHERIFF FORFEITURE FUND	FIN CLEAR AMERICAN	14,118.36	TDOA MBIA	9,126.60	23,244.96
2018 016 DA FORFEITURE FUND	FIN CLEAR		TDOA MBIA		
	ESCRW #1	3,096.89			
	ESCRW #2	1,815.83			
	ESCRW #3	1,167.96			
	ESCRW #4	301.56			
	ESCRW #5	801.52			
	ESCRW #6	1,870.23			
	ESCRW #7	2,466.69			
	ESCRW #8	6,165.82			
	ESCRW #9	1,016.92			
	ESCRW #10	5,074.05			
	ESCRW #11	2,812.70			
	ESCRW #12	1,747.99			
	ESCRW #13				
	ESCRW #14				
	ESCRW #15				
	ESCRW #16				
	ESCRW #17	8,251.23			
	ESCRW #18	819.33			
	ESCRW #19	1,532.00			
	ESCRW #20	3,503.81			
	ESCRW #21	11,491.55			
	ESCRW #22	2,300.13			
	ESCRW #23	7,766.31			
	ESCRW #24	12,363.00			
	ESCRW #25	526.61			
	ESCRW #26	2,892.00			
	ESCRW #27	2,918.08			
	ESCRW #28	2,706.13			
	ESCRW #29	940.16			
	ESCRW #30	535.90			
	ESCRW #31	327.69			
	ESCRW #32	2,099.36			
	ESCRW #33	1,122.12			
	ESCRW #34				
	ESCRW #35	202.08			
	ESCRW #36	3,120.28			
	ESCRW #37				
	ESCRW #38				
	ESCRW #39	1,475.35			
	ESCRW #40	1,422.73			
	ESCRW #41				
	ESCRW #42				
	ESCRW #43				
	ESCRW #44				
	ESCRW #45				

COMBINED STATEMENT OF CASH POSITION FOR FEBRUARY

FUND NAME	CHECKING ACCOUNT	CHECKING AMOUNT	TDOA ACCOUNT	TDOA AMOUNT	FUND TOTAL
2018 017 BUILDING SECURITY FUND	ESCROW #46				
	ESCROW #47				
	ESCROW #48				
	ESCROW #49				
	ESCROW #50				
	ESCROW #51				
	ESCROW #52				
	ESCROW #53				
	ESCROW #54				
	ESCROW #55				
	ESCROW #56				
	ESCROW #57				
	ESCROW #58				
	ESCROW #59				
	ESCROW #60				
ESCROW #61					
ESCROW #62					
ESCROW #63					
ESCROW #64					
ESCROW #65					
ESCROW #66					
ESCROW #67					
ESCROW #68					
ESCROW #69					
ESCROW #70					
ESCROW #71					
ESCROW #72					
ESCROW #73					
ESCROW #74					
ESCROW #75					
ESCROW #76					
ESCROW #77					
ESCROW #78					
ESCROW #79					
ESCROW #80					
ESCROW #81					
ESCROW #82					
ESCROW #83					
ESCROW #84					
ESCROW #85					
ESCROW #86					
ESCROW #87					
ESCROW #88					
	FIN CLEAR	4,222.36	TDOA META		111,403.06
2018 018 JUSTICE COURT BLDG SECURITY FUND	FIN CLEAR	992.58	TDOA	9,008.77	10,001.35
2018 019 DA FOREFTURE FUND	ESCROW #13	986.27			
	ESCROW #14	1,160.17			
	ESCROW #15	6,474.24			
	ESCROW #16	2,944.22			
	ESCROW #45	1,678.01			
	FIN CLEAR	210,438.08	TDOA	851,253.19	13,242.91

FUND NAME	CHECKING ACCOUNT	CHECKING AMOUNT	TDOA ACCOUNT	TDOA AMOUNT	FUND TOTAL
2018 022 ROAD & BRIDGE - PCT. 2	FIN CLEAR	226,790.32	TDOA MBIA	820,875.59	1,552,921.06
2018 023 ROAD & BRIDGE - PCT. 3	FIN CLEAR	255,486.42	TDOA MBIA	505,255.15	1,056,832.61
2018 024 ROAD & BRIDGE - PCT. 4	FIN CLEAR	316,206.26	TDOA MBIA	801,345.54	917,104.15
2018 026 ROAD & BRIDGE - GEN	FIN CLEAR	1,652.27	TDOA MBIA	600,549.26	21,673.71
2018 031 COUNTY ROAD FUND - PCT. 1	FIN CLEAR		TDOA MBIA	348.63	
2018 032 COUNTY ROAD FUND - PCT. 2	FIN CLEAR	434.00-	TDOA MBIA	20,021.44	434.00-
2018 033 COUNTY ROAD FUND - PCT. 3	FIN CLEAR		TDOA MBIA		
2018 034 COUNTY ROAD FUND - PCT. 4	FIN CLEAR		TDOA MBIA		
2018 035 VICTIM COORDINATOR GRANT	FIN CLEAR	4,617.28-	TDOA MBIA		4,617.28-
2018 036 DA FORFEITURE FUND II	FIN CLEAR	583.25-	TDOA MBIA	48,480.61	47,897.36
2018 037 CONSTABLE PCT #4 SEIZURE	FIN CLEAR	760.89	TDOA MBIA	5,530.82	6,391.71
2018 040 COUNTY LAW LIBRARY FUND	FIN CLEAR	234.99	TDOA MBIA	49,351.15	49,586.14
2018 042 COUNTY FREE LIBRARY	FIN CLEAR	39,909.07	TDOA MBIA		39,909.07
2018 043 COMMUNITY LIBRARY CONTRIBUTION	FIN CLEAR	441.10	TDOA MBIA		441.10
2018 047 DIGITIZE RECORDS	FIN CLEAR	6,198.80	TDOA MBIA	59,731.00	65,929.80
2018 048 SUPPLEMENTAL GUARDIANSHIP	FIN CLEAR	333.28	TDOA	28,174.82	28,508.10
2018 049 COUNTY CHLD ABUSE PREVENTION	FIN CLEAR	148.40	TDOA	6,006.51	6,154.91
2018 050 COURT RELATED PROGRAMS	FIN CLEAR	817.53	TDOA MBIA	15,135.04	15,952.57
2018 052 COUNTY & DISTRICT TECH FUND	FIN CLEAR	334.79-	TDOA MBIA	7,007.50	6,672.71

FUND NAME	CHECKING ACCOUNT	CHECKING AMOUNT	TDOA ACCOUNT	TDOA AMOUNT	FUND TOTAL
2018 053 CAPITALCREDITSECONOMICDEVELOPFIN CLEAR		19,382.60-	TDOA	237,254.44	217,871.84
2018 054 DISTRICT CLERK TECHNOLOGY FUFIN CLEAR		3,385.11	TDOA	18,331.24	21,716.35
2018 055 CHAPTER 19	FIN CLEAR	15.96	TDOA MBIA		15.96
2018 056 COUNTY RECORDS FUND	FIN CLEAR	4,301.91	TDOA MBIA	103,386.27	107,688.18
2018 057 COUNTY CLERK RECORDS FUND	FIN CLEAR	4,214.31	TDOA MBIA	121,096.95	125,311.26
2018 058 DISTRICT CLERK RECORDS FUND	FIN CLEAR	3,299.44	TDOA	30,485.24	33,784.68
2018 059 COUNTY CLERK ARCHIVE	FIN CLEAR	15,239.60	TDOA	413,121.18	428,360.78
2018 061 CAPITAL PROJECT ROADS PCT NOFIN CLEAR		171.63	TDOA MBIA		171.63
2018 070 PERMANENT IMPROVEMENT FUND	FIN CLEAR		TDOA MBIA		
2018 075 RIGHT-OF-WAY FUND	FIN CLEAR	118.09	TDOA MBIA		118.09
2018 084 TAX ANTIICIPATION NOTES	FIN CLEAR	24.23	TDOA MBIA		24.23
2018 085 DEBT SERVICE FUND	DEBT CL	471,198.32	TDOA MBIA	189,695.57 249,624.45	910,518.34
2018 087 VZC INDIGENT HEALTH PROGRAM FIN CLEAR		34,773.99	TDOA MBIA	100,000.00	134,773.99
2018 088 SOIL CONSERVATION DIST FUND FIN CLEAR		2,507.99-	TDOA MBIA	15,285.78	12,777.79
2018 090 APPELLATE JUSTICE SYSTEM FUNFIN CLEAR		750.35	TDOA MBIA		750.35
2018 095 PAYROLL CLEARING ACCOUNT.	PAYCLEAR	193,715.58	MBIA		193,715.58
2018 096 GEN FIXED ASSETS ACCOUNT GRP			MBIA		
2018 097 LONG TERM DEBT GROUP			MBIA		
2018 131 VAN ZANDT COUNTY JAIL	FIN CLEAR	122,662.76	TDOA MBIA	150,000.00	272,662.76
2018 132 VAN ZANDT COUNTY SHERIFF DEPFIN CLEAR		99,016.95	TDOA MBIA	510,000.00	609,016.95
2018 136 HOMELAND SECURITY GRANT	FIN CLEAR	1,990.01			1,990.01
2018 139 HOMELAND SECURITY GRANT P25 FIN CLEAR		2,293.00-	TDOA		

FUND NAME	CHECKING ACCOUNT	CHECKING AMOUNT	TDOA ACCOUNT	TDOA AMOUNT	FUND TOTAL
2018 141 BULLET PROOF VEST GRANT	FIN CLEAR	5,430.50-	TDOA MBIA		5,430.50-
2018 145 SOLID WASTE GRANT	FIN CLEAR	203.03			203.03
2018 261 CAPITAL PROJECT ROADS PCT NOFIN CLEAR		7.84	TDOA		7.84
2018 262 CAPITAL PROJECT ROADS PCT NOFIN CLEAR		1.34	TDOA		1.34
2018 400 FRUITVALE 2011 TXCDBG 710056WATER					
2018 401 BENWHEELERMSC 71348911131115					
2018 402 LITTLEHOPEMOOREMSC7130260813					
2018 540 PRETRIAL SUPERVISION	FIN CLEAR	22,436.06	TDOA	126,277.09	148,713.15
2018 541 COMMUNITY SUP & CORRECTIONS FIN CLEAR		27,972.47	TDOA MBIA	336,847.29	364,819.76
2018 542 ADULT PROBATION CIVIL	FIN CLEAR	21,056.95	TDOA MBIA	325,480.35	346,537.30
2018 543 HIGH RISK SUBSTANCE ABUSE -CFIN CLEAR		3,860.86	TDOA MBIA		3,860.86
2018 544 HIGH RISK SEX OFFENDER -CCP FIN CLEAR		2,623.44	TDOA		2,623.44
2018 545 GRANT C COMMIT REDUCTION PROFIN CLEAR		2,176.76			2,176.76
2018 546 JUVENILE PROBATION FUND	FIN CLEAR	210,321.40-	TDOA MBIA		210,321.40-
2018 547 VZCJPD STATE AID GRANT	FIN CLEAR	15,024.57	TDOA MBIA		15,024.57
2018 548 VZCJPD PROGRESSIVE SANCTIONSFIN CLEAR			TDOA MBIA		
2018 549 VZCJPD - GRANT N	FIN CLEAR	12,372.33	TDOA MBIA		12,372.33
2018 550 D A SUPPLEMENTAL FUND	FIN CLEAR	2,633.62-	TDOA MBIA	4,599.01	1,965.39
2018 551 VOICES - JUV CJD GRANT	FIN CLEAR	4,527.95-	TDOA		4,527.95-
2018 552 ETCOG RESIDENTIAL	FIN CLEAR	511.00-			511.00-
2018 553 V - JUV PROB POST FUND	FIN CLEAR		TDOA MBIA		
2018 554 GRANT I SECURE FELONY REIMB FIN CLEAR		665.00-	TDOA		665.00-

FUND NAME	CHECKING ACCOUNT	CHECKING AMOUNT	TDOA ACCOUNT	TDOA AMOUNT	FUND TOTAL
2018 555 JUVENILE PROBATION INTEREST	FIN CLEAR	35.74	TDOA MBIA	23,453.14	23,488.88
2018 556 GRANT H-DIVERSION RESIDENTIAL	FIN CLEAR				
2018 557 GRANT I	FIN CLEAR				
2018 558 GRANT S	FIN CLEAR	10,179.96			10,179.96
2018 559 MENTAL IMPAIRMENT CASELOAD	FIN CLEAR	9,164.50-	TDOA MBIA		9,164.50-
2018 560 SALARY ADJUSTMENT FOR JUV PRFTN	CLEAR	1.33-	TDOA MBIA		1.33-
2018 562 TITLE IV-E FEDERAL FOSTER CAPIN	CLEAR		TDOA MBIA		
2018 565 INDIGENT DEFENSE GRANT	FIN CLEAR	21,071.97	TDOA	307.38	21,379.35
2018 567 ABATEMENT OFFICER	FIN CLEAR	36,415.85	TDOA	75,058.65	111,474.50
2018 568 TECHNOLOGY RESOURCES	FIN CLEAR	1.50	TDOA		1.50
2018 569 HAVA ELECTION GRANT	FIN CLEAR	9,653.03			9,653.03
2018 570 GOLDEN WATER SUPPLY CORP					
2018 580 D.A. CHECK COLLECTION FUND	FIN CLEAR	5,925.71	TDOA MBIA	10,219.57	16,145.28
2018 591 CONSTABLE #1 TLEOSE FUND	FIN CLEAR	1,888.88	TDOA MBIA		1,888.88
2018 592 CONSTABLE #2 TLEOSE FUND	FIN CLEAR	1,184.54	MBIA		1,184.54
2018 593 CONSTABLE #3 TLEOSE FUND	FIN CLEAR	678.30	MBIA		678.30
2018 594 CONSTABLE #4 TLEOSE FUND	FIN CLEAR	4,291.32	TDOA MBIA		4,291.32
2018 595 SHERIFF TLEOSE FUND	FIN CLEAR	14,107.66	MBIA		14,107.66
2018 596 DA TLEOSE FUND	FIN CLEAR	941.88	MBIA		941.88
2018 597 VZC COMMISSARY PERSONNEL FUND	FIN CLEAR	2.41-	MBIA		2.41-
2018 600 JUSTICE COURT TECHNOLOGY FUND	FIN CLEAR	4,190.82	TDOA MBIA	37,052.79	41,243.61
2018 602 CHILD ADVOCACY	FIN CLEAR	9.08			9.08
2018 800 CONTRIBUTION RELIEF FUND	FIN CLEAR		TDOA	16,082.93	16,082.93
2018 802 VETERAN'S MEMORIAL WALL FUND	FIN CLEAR	.55	TDOA		.55

DATE 03/08/2018 TIME 09:07

COMBINED STATEMENT OF CASH POSITION FOR FEBRUARY

FUND NAME	CHECKING ACCOUNT	CHECKING AMOUNT	TDOA ACCOUNT	TDOA AMOUNT	FUND TOTAL
2018 803 HISTORICAL COMMISSION	FIN CLEAR	940.12	TDOA	10,001.85	10,941.97
2018 804 VAN TORNADO-ASSISTANCE	FIN CLEAR	43,988.27-			43,988.27-
2018 805 FEMA - DEC 2015 STORM	FIN CLEAR	470.66	TDOA		470.66
2018 806 FEMA APRIL 2016 STORM	FIN CLEAR				
TOTAL		3,754,093.71		9,863,024.42	13,617,118.13

CHECK ACCOUNT

CHECK

ACCOUNT BALANCE - FIN CLEAR	2,964,644.84
ACCOUNT BALANCE - CTY JURY	111.00-
ACCOUNT BALANCE - ESCROW #1	3,096.89
ACCOUNT BALANCE - ESCROW #2	1,815.83
ACCOUNT BALANCE - ESCROW #3	1,167.96
ACCOUNT BALANCE - ESCROW #4	301.56
ACCOUNT BALANCE - ESCROW #5	801.52
ACCOUNT BALANCE - ESCROW #6	1,870.23
ACCOUNT BALANCE - ESCROW #7	2,466.69
ACCOUNT BALANCE - ESCROW #8	6,165.82
ACCOUNT BALANCE - ESCROW #9	1,016.92
ACCOUNT BALANCE - ESCROW #10	5,074.05
ACCOUNT BALANCE - ESCROW #11	2,812.70
ACCOUNT BALANCE - ESCROW #12	1,747.99
ACCOUNT BALANCE - ESCROW #13	1,986.27
ACCOUNT BALANCE - ESCROW #14	1,160.17
ACCOUNT BALANCE - ESCROW #15	6,474.24
ACCOUNT BALANCE - ESCROW #16	2,944.22
ACCOUNT BALANCE - ESCROW #17	8,251.23
ACCOUNT BALANCE - ESCROW #18	8,251.23
ACCOUNT BALANCE - ESCROW #19	819.33
ACCOUNT BALANCE - ESCROW #20	1,532.00
ACCOUNT BALANCE - ESCROW #21	3,503.81
ACCOUNT BALANCE - ESCROW #22	11,491.55
ACCOUNT BALANCE - ESCROW #23	2,300.13
ACCOUNT BALANCE - ESCROW #24	766.31
ACCOUNT BALANCE - ESCROW #25	12,363.00
ACCOUNT BALANCE - ESCROW #26	526.61
ACCOUNT BALANCE - ESCROW #27	2,892.00
ACCOUNT BALANCE - ESCROW #28	2,918.08
ACCOUNT BALANCE - ESCROW #29	2,706.13
ACCOUNT BALANCE - ESCROW #30	940.16
ACCOUNT BALANCE - ESCROW #31	535.90
ACCOUNT BALANCE - ESCROW #32	327.69
ACCOUNT BALANCE - ESCROW #33	2,099.36
ACCOUNT BALANCE - ESCROW #34	1,122.12
ACCOUNT BALANCE - ESCROW #35	202.08
ACCOUNT BALANCE - ESCROW #36	3,120.28
ACCOUNT BALANCE - ESCROW #37	1,475.35
ACCOUNT BALANCE - ESCROW #38	1,422.73
ACCOUNT BALANCE - ESCROW #39	1,678.01
ACCOUNT BALANCE - ESCROW #40	1,678.01
ACCOUNT BALANCE - ESCROW #41	368.62
ACCOUNT BALANCE - ESCROW #42	2,626.22
ACCOUNT BALANCE - ESCROW #43	183.94
ACCOUNT BALANCE - ESCROW #44	5,018.30
ACCOUNT BALANCE - ESCROW #45	1,157.74
ACCOUNT BALANCE - ESCROW #46	4,280.46
ACCOUNT BALANCE - ESCROW #47	2,314.94
ACCOUNT BALANCE - ESCROW #48	2,353.90
ACCOUNT BALANCE - ESCROW #49	4,026.75
ACCOUNT BALANCE - ESCROW #50	638.66
ACCOUNT BALANCE - ESCROW #51	779.52
ACCOUNT BALANCE - ESCROW #52	471,198.32
ACCOUNT BALANCE - DEBT CL	193,715.58
ACCOUNT BALANCE - PAYCLEAR	

TOTAL

3,754,093.71

TDOA ACCOUNT

TDOA

ACCOUNT BALANCE - TDOA

9,106,515.00

DATE 03/08/2018 TIME 09:07

COMBINED STATEMENT OF CASH POSITION FOR FEBRUARY

GEL102 PAGE 9

TDOA ACCOUNT

TDOA

ACCOUNT BALANCE - MBIA

756,509.42

TOTAL

9,863,024.42

FUND NAME	***** MONTH TO DATE ***** REVENUES	***** YEAR TO DATE ***** REVENUES	***** MONTH TO DATE ***** EXPENSES	***** YEAR TO DATE ***** EXPENSES
2018 GENERAL FUND	1,498,771.36	8,877,033.57	929,945.17	4,574,948.59
2018 RESERVE FUNDS	.00	.00	.00	.00
2018 SHERIFF FORFEITURE FUND	.00	11,380.63	.00	.00
2018 DA FORFEITURE FUND	.00	.00	.00	.00
2018 BUILDING SECURITY FUND	4,468.28	19,673.95	3,446.32	19,877.26
2018 JUSTICE COURT BLDG SECURITY	264.39	924.54	124.00	677.00
2018 DA FORFEITURE FUND	.00	.00	.00	.00
2018 ROAD & BRIDGE - PCT. 1	185,067.92	1,123,741.13	92,307.23	333,749.79
2018 ROAD & BRIDGE - PCT. 2	242,335.58	1,591,143.42	251,085.61	683,010.46
2018 ROAD & BRIDGE - PCT. 3	219,445.70	1,183,597.89	114,894.02	428,659.08
2018 ROAD & BRIDGE - PCT. 4	182,928.04	1,358,174.32	45,030.53	195,662.22
2018 ROAD & BRIDGE - GEN	.00	40,021.44	3,016.92	15,122.76
2018 COUNTY ROAD FUND - PCT. 1	.00	.00	.00	.00
2018 COUNTY ROAD FUND - PCT. 2	.00	.00	.00	.00
2018 COUNTY ROAD FUND - PCT. 3	.00	.00	.00	.00
2018 COUNTY ROAD FUND - PCT. 4	.00	.00	.00	.00
2018 VICTIM COORDINATOR GRANT	1,260.34	27,863.98	4,373.21	21,925.99
2018 DA FORFEITURE FUND II	.00	9,829.94	3,416.69	26,117.28
2018 CONSTABLE PCT #4 SEIZURE	.00	19.54	.00	.00
2018 COUNTY LAW LIBRARY FUND	2,310.00	10,081.47	2,614.98	10,492.92
2018 COUNTY FREE LIBRARY	10,578.26	52,596.57	9,068.34	51,221.63
2018 COMMUNITY LIBRARY CONTRIBUTION	.00	34.00	.00	.00
2018 DIGITIZE RECORDS	760.00	2,904.48	.00	.00
2018 SUPPLEMENTAL GUARDIANSHIP	280.00	1,092.64	.00	.00
2018 COUNTY CHILD ABUSE PREVENTION	121.28	474.43	.00	.00
2018 COURT RELATED PROGRAMS	.00	37.13	.00	.00

FUND NAME	***** MONTH TO DATE ***** REVENUES	***** YEAR TO DATE ***** REVENUES	***** MONTH TO DATE ***** EXPENSES	***** YEAR TO DATE ***** EXPENSES
2018 COUNTY & DISTRICT TECH FUND	139.35	591.97	1,883.30	1,883.30
2018 CAPITALCREDITSECONOMICDEVELOP	.00	697.13	20,000.00	20,000.00
2018 DISTRICT CLERK TECHNOLOGY FUND	715.00	2,528.69	.00	.00
2018 CHAPTER 19	623.37	623.37	623.37	623.37
2018 COUNTY RECORDS FUND	1,644.14	6,442.81	175.00	875.00
2018 COUNTY CLERK RECORDS FUND	9,772.53	50,218.22	2,494.00	38,740.73
2018 DISTRICT CLERK RECORDS FUND	432.74	1,585.80	709.89	3,109.96
2018 COUNTY CLERK ARCHIVE	8,725.00	36,433.56	.00	.00
2018 CAPITAL PROJECT ROADS PCT NO 1	.00	.00	.00	.00
2018 PERMANENT IMPROVEMENT FUND	.00	.00	.00	.00
2018 RIGHT-OF-WAY FUND	.00	.00	.00	.00
2018 TAX ANTICIPATION NOTES	.00	.00	.00	.00
2018 DEBT SERVICE FUND	99,184.64	625,884.17	132,872.50	587,486.40
2018 VZC INDIGENT HEALTH PROGRAM	17,500.00	87,500.00	5,674.16	51,469.09
2018 SOIL CONSERVATION DIST FUND	250.00	1,303.09	.00	6,000.00
2018 APPELLATE JUSTICE SYSTEM FUND	330.00	1,370.00	.00	2,225.00
2018 PAYROLL CLEARING ACCOUNT.	.00	.00	.00	.00
2018 GEN FIXED ASSETS ACCOUNT GRP	.00	.00	.00	.00
2018 LONG TERM DEBT GROUP	.00	.00	.00	.00
2018 VAN ZANDT COUNTY JAIL	193,062.62	956,599.85	180,042.15	763,479.32
2018 VAN ZANDT COUNTY SHERIFF DEPT	212,620.74	1,630,705.25	232,505.08	972,398.27
2018 HOMEELAND SECURITY GRANT	.00	.00	.00	.00
2018 HOMEELAND SECURITY GRANT P25 CO	.00	.00	.00	.00
2018 BULLETF PROOF VEST GRANT	.00	.00	.00	.00
2018 SOLID WASTE GRANT	.00	.00	.00	.00
2018 CAPITAL PROJECT ROADS PCT NO 1	.00	.00	.00	.00

FUND NAME	***** MONTH TO DATE ***** REVENUES	***** YEAR TO DATE ***** REVENUES	***** MONTH TO DATE ***** EXPENSES	***** YEAR TO DATE ***** EXPENSES
2018 CAPITAL PROJECT ROADS PCT NO 2	.00	.00	.00	.00
2018 FRUITVALE 2011 TXCDBG 710056	.00	.00	.00	.00
2018 BENWHEELERMSC 71348911131115	.00	.00	.00	.00
2018 LITTLEHOPEMOOREMSC713026081315	.00	.00	.00	.00
2018 PRETRIAL SUPERVISION	3,743.00	18,473.81	3,559.15	21,918.36
2018 COMMUNITY SUP & CORRECTIONS	36,753.00	263,000.62	37,715.91	217,360.41
2018 ADULT PROBATION CIVIL	1,280.00	9,580.32	1,122.89	6,590.92
2018 HIGH RISK SUBSTANCE ABUSE -CCP	.00	15,971.42	1,903.28	12,399.39
2018 HIGH RISK SEX OFFENDER -CCP	.00	26,664.00	4,003.73	25,478.24
2018 GRANT C COMMIT REDUCTION PROG	.00	29,004.00	4,444.61	27,317.17
2018 JUVENILE PROBATION FUND	52,668.65	212,379.33	37,220.54	236,389.85
2018 VZCJPD STATE AID GRANT	100.00	166,158.60	38,131.16	154,052.51
2018 VZCJPD PROGRESSIVE SANCTIONS	.00	.00	.00	.00
2018 VZCJPD - GRANT N	.00	47,916.00	9,922.86	43,556.30
2018 D A SUPPLEMENTAL FUND	.00	15.97	2,019.55	10,159.94
2018 VOICES - JUV CJD GRANT	.00	13,188.32	3,634.83	20,254.62
2018 ETCOG RESIDENTIAL	.00	1,615.57	1,136.62	1,136.62
2018 V - JUV PROB POST FUND	.00	.00	.00	.00
2018 GRANT L SECURE FELONY REIMB	.00	.00	.00	.00
2018 JUVENILE PROBATION INTEREST	1.05	108.73	.00	.00
2018 GRANT H-DIVERSION RESIDENTIAL	.00	.00	.00	.00
2018 GRANT I	.00	.00	.00	.00
2018 GRANT S	.00	25,638.00	2,847.39	15,742.68
2018 MENTAL IMPAIRMENT CASELOAD	.00	22,167.69	5,233.66	32,001.53
2018 SALARY ADJUSTMENT FOR JUV PROB	.00	.00	.00	.00
2018 TITLE IV-E FEDERAL FOSTER CARE	.00	.00	.00	.00

FUND NAME	***** MONTH TO DATE ***** REVENUES	***** MONTH TO DATE ***** EXPENSES	***** YEAR TO DATE ***** REVENUES	***** YEAR TO DATE ***** EXPENSES
2018 INDIGENT DEFENSE GRANT	24,668.50	3,053.76	2.04	15,238.22
2018 ABATEMENT OFFICER	15,675.00	9,159.17	57,693.65	47,652.51
2018 TECHNOLOGY RESOURCES	.00	.00	.00	.00
2018 HAVA ELECTION GRANT	.00	.00	.00	.00
2018 GOLDEN WATER SUPPLY CORP	.00	.00	.00	.00
2018 D.A. CHECK COLLECTION FUND	122.49	349.83	510.78	1,758.93
2018 CONSTABLE #1 TLEOSE FUND	677.42	.00	677.42	.00
2018 CONSTABLE #2 TLEOSE FUND	677.60	.00	677.60	.00
2018 CONSTABLE #3 TLEOSE FUND	678.30	.00	678.30	.00
2018 CONSTABLE #4 TLEOSE FUND	678.48	.00	678.48	20.00
2018 SHERIFF TLEOSE FUND	5,106.69	.00	5,106.69	990.00
2018 DA TLEOSE FUND	.00	.00	.00	.00
2018 VZC COMMISSARY PERSONNEL FUND	.00	.00	.00	.00
2018 JUSTICE COURT TECHNOLOGY FUND	1,061.92	.00	3,774.91	.00
2018 CHIID ADVOCACY	.00	.00	.00	.00
2018 CONTRIBUITION RELIEF FUND	.00	.00	.00	.00
2018 VETERAN'S MEMORIAL WALL FUND	.00	.00	.00	.00
2018 HISTORICAL COMMISSION	.00	.00	1,696.69	.00
2018 VAN TORNADO-ASSISTANCE	.00	.00	166,581.01	166,581.01
2018 FEMA - DEC 2015 STORM	.00	.00	.00	.00
2018 FEMA APRIL 2016 STORM	.00	.00	285,635.94	285,635.94
TOTAL	3,037,483.38	2,201,761.41	19,088,704.87	10,151,990.57

ACCOUNT NAME	BEGINNING CASH BALANCE	CASH RECEIPTS	CASH DISBURSEMENTS	ENDING CASH BALANCE
2018 010 GENERAL FUND				
CASH	964,335.50	1,763,293.49	1,044,023.53	1,683,605.46
COINS	1.00	.00	.00	.00
RETURNED CHECK FEES	.00	.00	.00	.00
AMERICAN NATIONAL CASH	.00	.00	.00	.00
VZC JURY CASH CLEARING	3,019.00	120.00	3,250.00	111.00
VZC CHECKING DEBT SERVICE	.00	.00	.00	.00
PETTY CASH COLLECTION-PCT. 1	100.00	.00	.00	100.00
PETTY CASH-CTY CLERK	500.00	.00	.00	500.00
PETTY CASH-DIST CLERK	400.00	.00	.00	400.00
COUNTY COURT JURY CASH	.00	.00	.00	.00
DISTRICT COURT JURY CASH	.00	.00	.00	.00
PETTY CASH-JP #1	200.00	.00	.00	200.00
PETTY CASH-JP #2	200.00	.00	.00	200.00
PETTY CASH-JP #4	200.00	.00	.00	200.00
PETTY CASH-SHERIFF	3,000.00	.00	.00	3,000.00
PETTY CASH-TAX COLLECTOR	.00	.00	.00	.00
PETTY CASH-TAX COLL (BOAT)	2.70	.00	.00	2.70
PETTY CASH-TAX (BOAT CK ACCT)	2,920,780.44	.00	.00	2,920,780.44
TIME DEPOSIT ON ACCOUNT	1,275.53	1.59	.00	1,277.12
MBIA MUNICIPAL INVESTORS SERV	3,894,014.17	1,763,415.08	1,047,273.53	4,610,155.72
FUND TOTALS				
2018 012 RESERVE FUNDS				
CASH	.00	.00	.00	.00
TIME DEPOSIT ON ACCOUNT	.00	.00	.00	.00
MBIA MUNICIPAL INVESTORS SERV	.00	.00	.00	.00
FUND TOTALS	.00	.00	.00	.00
2018 015 SHERIFF FORFEITURE FUND				
CASH	14,118.36	.00	.00	14,118.36
AMERICAN NATIONAL CASH	.00	.00	.00	.00
CASH-OTHER	.00	.00	.00	.00
TIME DEPOSIT ON ACCOUNT	9,126.60	.00	.00	9,126.60
MBIA MUNICIPAL INVESTORS SERV	.00	.00	.00	.00
FUND TOTALS	23,244.96	.00	.00	23,244.96
2018 016 DA FORFEITURE FUND				
CASH	.00	.00	.00	.00
ESCROW/BART ROGERS	3,096.62	.27	.00	3,096.89
ESCROW/HURST-LANE	1,815.60	.23	.00	1,815.83
ESCROW/CALE	1,167.81	.15	.00	1,167.96
ESCROW/HALL	301.52	.04	.00	301.56
ESCROW/HALL	801.45	.07	.00	801.52
ESCROW/RANDALL MOORE	1,870.07	.16	.00	1,870.23
ESCROW/DENNIS KING/CAITD	2,466.48	.21	.00	2,466.69
ESCROW/DALTON KING	6,165.30	.52	.00	6,165.82
ESCROW/TONY KHAMPA	1,016.79	.13	.00	1,016.92
ESCROW/STANLEY CRAVEN	5,073.62	.43	.00	5,074.05
ESCROW/JUAN RICARDO	2,812.46	.24	.00	2,812.70
ESCROW/CULPEPPER	1,747.84	.15	.00	1,747.99
ESCROW/JOHN FOSTER	.00	.00	.00	.00
ESCROW/	.00	.00	.00	.00
ESCROW/	.00	.00	.00	.00
ESCROW/	.00	.00	.00	.00
ESCROW/	.00	.00	.00	.00
ESCROW/RODERICK LONDON	8,250.53	.70	.00	8,251.23

ACCOUNT NAME	BEGINNING CASH BALANCE	CASH RECEIPTS	CASH DISBURSEMENTS	ENDING CASH BALANCE
2018 021 ROAD & BRIDGE - PCT. 1	117,675.51	185,180.65	92,418.08	210,438.08
CASH	851,253.19	.00	.00	851,253.19
TIME DEPOSIT ON ACCOUNT	3.42	.00	.00	3.42
MBIA MUNICIPAL INVESTORS SERV	968,932.12	185,180.65	92,418.08	1,061,694.69
FUND TOTALS				
2018 022 ROAD & BRIDGE - PCT. 2	156,978.55	241,778.83	171,967.06	226,790.32
CASH	820,875.59	.00	.00	820,875.59
TIME DEPOSIT ON ACCOUNT	504,628.60	626.55	.00	505,255.15
MBIA MUNICIPAL INVESTORS SERV	1,482,482.74	242,405.38	171,967.06	1,552,921.06
FUND TOTALS				
2018 023 ROAD & BRIDGE - PCT. 3	147,379.44	219,491.30	111,384.32	255,486.42
CASH	801,345.54	.00	.00	801,345.54
TIME DEPOSIT ON ACCOUNT	801,345.54	.00	.00	801,345.54
MBIA MUNICIPAL INVESTORS SERV	948,725.65	219,491.30	111,384.32	1,056,832.61
FUND TOTALS				
2018 024 ROAD & BRIDGE - PCT. 4	175,007.23	183,177.42	41,978.39	316,206.26
CASH	600,549.26	.00	.00	600,549.26
TIME DEPOSIT ON ACCOUNT	348.20	.43	.00	348.63
MBIA MUNICIPAL INVESTORS SERV	775,904.69	183,177.85	41,978.39	917,104.15
FUND TOTALS				
2018 026 ROAD & BRIDGE - GEN	4,360.67	.00	2,708.40	1,652.27
CASH	20,021.44	.00	.00	20,021.44
TIME DEPOSIT ON ACCOUNT	20,021.44	.00	.00	20,021.44
MBIA MUNICIPAL INVESTORS SERV	24,382.11	.00	2,708.40	21,673.71
FUND TOTALS				
2018 031 COUNTY ROAD FUND - PCT. 1	.00	.00	.00	.00
CASH	.00	.00	.00	.00
TIME DEPOSIT ON ACCOUNT	.00	.00	.00	.00
MBIA MUNICIPAL INVESTORS SERV	.00	.00	.00	.00
FUND TOTALS				
2018 032 COUNTY ROAD FUND - PCT. 2	434.00	.00	.00	434.00
CASH	.00	.00	.00	.00
TIME DEPOSIT ON ACCOUNT	.00	.00	.00	.00
MBIA MUNICIPAL INVESTORS SERV	434.00	.00	.00	434.00
FUND TOTALS				
2018 033 COUNTY ROAD FUND - PCT. 3	.00	.00	.00	.00
CASH	.00	.00	.00	.00
TIME DEPOSIT ON ACCOUNT	.00	.00	.00	.00
MBIA MUNICIPAL INVESTORS SERV	.00	.00	.00	.00
FUND TOTALS				
2018 034 COUNTY ROAD FUND - PCT. 4	.00	.00	.00	.00
CASH	.00	.00	.00	.00
TIME DEPOSIT ON ACCOUNT	.00	.00	.00	.00
MBIA MUNICIPAL INVESTORS SERV	.00	.00	.00	.00
FUND TOTALS				

ACCOUNT NAME	BEGINNING CASH BALANCE	CASH RECEIPTS	CASH DISBURSEMENTS	ENDING CASH BALANCE
2018 035 VICTIM COORDINATOR GRANT	1,981.27-	1,260.34	3,896.35-	4,617.28-
CASH		.00	.00	.00
TIME DEPOSIT ON ACCOUNT	.00	.00	.00	.00
MBIA MUNICIPAL INVESTORS SERV	.00	.00	.00	.00
FUND TOTALS	1,981.27-	1,260.34	3,896.35-	4,617.28-
2018 036 DA FORFEITURE FUND II	2,556.62	.00	3,139.87-	583.25-
CASH	48,480.61	.00	.00	48,480.61
TIME DEPOSIT ON ACCOUNT	.00	.00	.00	.00
MBIA MUNICIPAL INVESTORS SERV	.00	.00	.00	.00
FUND TOTALS	51,037.23	.00	3,139.87-	47,897.36
2018 037 CONSTABLE PCT #4 SEIZURE	760.89	.00	.00	760.89
CASH	5,630.82	.00	.00	5,630.82
TIME DEPOSIT ON ACCOUNT	.00	.00	.00	.00
MBIA MUNICIPAL INVESTORS SERV	.00	.00	.00	.00
FUND TOTALS	6,391.71	.00	.00	6,391.71
2018 040 COUNTY LAW LIBRARY FUND	539.97	2,310.00	2,614.98-	234.99
CASH	49,351.15	.00	.00	49,351.15
TIME DEPOSIT ON ACCOUNT	.00	.00	.00	.00
MBIA MUNICIPAL INVESTORS SERV	.00	.00	.00	.00
FUND TOTALS	49,891.12	2,310.00	2,614.98-	49,586.14
2018 042 COUNTY FREE LIBRARY	37,641.31	10,758.10	8,490.34-	39,909.07
CASH	.00	.00	.00	.00
TIME DEPOSIT ON ACCOUNT	.00	.00	.00	.00
MBIA MUNICIPAL INVESTORS SERV	.00	.00	.00	.00
FUND TOTALS	37,641.31	10,758.10	8,490.34-	39,909.07
2018 043 COMMUNITY LIBRARY CONTRIBUTION	441.10	.00	.00	441.10
CASH	.00	.00	.00	.00
TIME DEPOSIT ON ACCOUNT	.00	.00	.00	.00
MBIA MUNICIPAL INVESTORS SERV	.00	.00	.00	.00
FUND TOTALS	441.10	.00	.00	441.10
2018 047 DIGITIZE RECORDS	5,438.80	760.00	.00	6,198.80
CASH	59,731.00	.00	.00	59,731.00
TIME DEPOSIT ON ACCOUNT	.00	.00	.00	.00
MBIA	.00	.00	.00	.00
FUND TOTALS	65,169.80	760.00	.00	65,929.80
2018 048 SUPPLEMENTAL GUARDIANSHIP	53.28	280.00	.00	333.28
CASH	28,174.82	.00	.00	28,174.82
TEXPOOL	28,228.10	280.00	.00	28,508.10
FUND TOTALS	53.28	280.00	.00	333.28
2018 049 COUNTY CHILD ABUSE PREVENTION	27.12	121.28	.00	148.40
CASH	6,006.51	.00	.00	6,006.51
TIME DEPOSIT ON ACCOUNT	.00	.00	.00	.00
FUND TOTALS	6,033.63	121.28	.00	6,154.91
2018 050 COURT RELATED PROGRAMS	817.53	.00	.00	817.53
CASH				

ACCOUNT NAME	BEGINNING CASH BALANCE	CASH RECEIPTS	CASH DISBURSEMENTS	ENDING CASH BALANCE
2018 052 COUNTY & DISTRICT TECH FUND	15,952.57	.00	.00	15,952.57
CASH	500.86	139.35	975.00-	334.79-
TIME DEPOSIT ON ACCOUNT	7,007.50	.00	.00	7,007.50
MBIA	.00	.00	.00	.00
FUND TOTALS	7,508.36	139.35	975.00-	6,672.71
2018 053 CAPITALCREDITSECONOMICDEVELOP	237,254.44	.00	20,000.00-	19,382.60-
CASH	237,254.44	.00	.00	237,254.44
TIME DEPOSIT ON ACCOUNT	237,871.84	.00	20,000.00-	217,871.84
FUND TOTALS	617.40	.00	20,000.00-	19,382.60-
2018 054 DISTRICT CLERK TECHNOLOGY FUND	18,331.24	715.00	.00	3,385.11
CASH	2,670.11	715.00	.00	18,331.24
TIME DEPOSIT ON ACCOUNT	18,331.24	.00	.00	.00
MBIA MUNICIPAL INVESTORS SERV	.00	.00	.00	.00
FUND TOTALS	21,001.35	715.00	.00	21,716.35
2018 055 CHAPTER 19	15.96	623.37	623.37-	15.96
CASH	15.96	623.37	623.37-	15.96
TIME DEPOSIT ON ACCOUNT	.00	.00	.00	.00
MBIA	.00	.00	.00	.00
FUND TOTALS	15.96	623.37	623.37-	15.96
2018 056 COUNTY RECORDS FUND	2,832.77	1,644.14	175.00-	4,301.91
CASH	103,386.27	.00	.00	103,386.27
TIME DEPOSIT ON ACCOUNT	103,386.27	.00	.00	.00
MBIA MUNICIPAL INVESTORS SERV	.00	.00	.00	.00
FUND TOTALS	106,219.04	1,644.14	175.00-	107,688.18
2018 057 COUNTY CLERK RECORDS FUND	3,400.98	9,772.53	8,959.20-	4,214.31
CASH	121,096.95	.00	.00	121,096.95
TIME DEPOSIT ON ACCOUNT	121,096.95	.00	.00	.00
MBIA MUNICIPAL INVESTORS SERV	.00	.00	.00	.00
FUND TOTALS	124,497.93	9,772.53	8,959.20-	125,311.26
2018 058 DISTRICT CLERK RECORDS FUND	3,488.01	432.74	621.31-	3,299.44
CASH	30,485.24	.00	.00	30,485.24
TIME DEPOSIT ON ACCOUNT	30,485.24	.00	.00	.00
FUND TOTALS	33,973.25	432.74	621.31-	33,784.68
2018 059 COUNTY CLERK ARCHIVE	6,514.60	8,725.00	.00	15,239.60
CASH	413,121.18	.00	.00	413,121.18
TIME DEPOSIT ON ACCOUNT	413,121.18	.00	.00	.00
FUND TOTALS	419,635.78	8,725.00	.00	428,360.78
2018 061 CAPITAL PROJECT ROADS PCT NO 1	171.63	.00	.00	171.63
CASH	171.63	.00	.00	171.63
TIME DEPOSIT ON ACCOUNT	.00	.00	.00	.00
MBIA MUNICIPAL INVESTOR SERVIC	.00	.00	.00	.00
FUND TOTALS	171.63	.00	.00	171.63
2018 070 PERMANENT IMPROVEMENT FUND	.00	.00	.00	.00
CASH	.00	.00	.00	.00

ACCOUNT NAME	BEGINNING CASH BALANCE	CASH RECEIPTS	CASH DISBURSEMENTS	ENDING CASH BALANCE
2018 075 RIGHT-OF-WAY FUND				
CASH	118.09	.00	.00	118.09
TIME DEPOSIT ON ACCOUNT	.00	.00	.00	.00
MBIA MUNICIPAL INVESTORS SERV	.00	.00	.00	.00
FUND TOTALS	118.09	.00	.00	118.09
2018 084 TAX ANTICIPATION NOTES				
CASH	24.23	.00	.00	24.23
TIME DEPOSIT ON ACCOUNT	.00	.00	.00	.00
MBIA	.00	.00	.00	.00
FUND TOTALS	24.23	.00	.00	24.23
2018 085 DEBT SERVICE FUND				
CASH	505,195.73	99,175.09	133,172.50-	471,198.32
TIME DEPOSIT ON ACCOUNT	189,695.57	.00	.00	189,695.57
MBIA MUNICIPAL INVESTORS SERV	249,314.90	309.55	.00	249,624.45
FUND TOTALS	944,206.20	99,484.64	133,172.50-	910,518.34
2018 087 VZC INDIGENT HEALTH PROGRAM				
CASH	23,693.01	17,500.00	6,419.02-	34,773.99
TIME DEPOSIT ON ACCOUNT	100,000.00	.00	.00	100,000.00
MBIA MUNICIPAL INVESTORS SERV	.00	.00	.00	.00
FUND TOTALS	123,693.01	17,500.00	6,419.02-	134,773.99
2018 088 SOIL CONSERVATION DIST FUND				
CASH	2,757.99-	250.00	.00	2,507.99-
TIME DEPOSIT ON ACCOUNT	15,285.78	.00	.00	15,285.78
MBIA MUNICIPAL INVESTORS SERV	.00	.00	.00	.00
FUND TOTALS	12,527.79	250.00	.00	12,777.79
2018 090 APPELLATE JUSTICE SYSTEM FUND				
CASH	420.35	330.00	.00	750.35
TIME DEPOSIT ON ACCOUNT	.00	.00	.00	.00
MBIA MUNICIPAL INVESTORS SERV	.00	.00	.00	.00
FUND TOTALS	420.35	330.00	.00	750.35
2018 095 PAYROLL CLEARING ACCOUNT.				
CASH	193,715.58	.00	.00	193,715.58
MBIA MUNICIPAL INVESTORS SERV	.00	.00	.00	.00
FUND TOTALS	193,715.58	.00	.00	193,715.58
2018 096 GEN FIXED ASSETS ACCOUNT GRP				
MBIA MUNICIPAL INVESTORS SERV	.00	.00	.00	.00
FUND TOTALS	.00	.00	.00	.00
2018 097 LONG TERM DEBT GROUP				
MBIA MUNICIPAL INVESTORS SERV	.00	.00	.00	.00
FUND TOTALS	.00	.00	.00	.00
2018 131 VAN ZANDT COUNTY JAIL				
CASH	71,244.84	193,175.36	141,757.44-	122,662.76
MEDICARE PAYABLE	.00	.00	.00	.00
VOUCHERS PAYABLE	.00	.00	.00	.00

ACCOUNT NAME	TIME DEPOSIT ON ACCOUNT	MBIA MUNICIPAL INVESTORS	FUND TOTALS	BEGINNING CASH BALANCE	CASH RECEIPTS	CASH DISBURSEMENTS	ENDING CASH BALANCE
2018 132 VAN ZANDT COUNTY SHERIFF DEPT	CASH			114,383.14	212,620.74	227,986.93-	99,016.95
	TIME DEPOSIT ON ACCOUNT			510,000.00	.00	.00	510,000.00
	MBIA MUNICIPAL INVESTORS SERV			.00	.00	.00	.00
	FUND TOTALS			221,244.84	193,175.36	141,757.44-	272,662.76
2018 136 HOMELAND SECURITY GRANT	CASH			1,990.01	.00	.00	1,990.01
	TIME DEPOSIT ON ACCOUNT			.00	.00	.00	.00
	FUND TOTALS			1,990.01	.00	.00	1,990.01
2018 139 HOMELAND SECURITY GRANT P25 CO	CASH			2,293.00-	.00	.00	2,293.00-
	TIME DEPOSIT ON ACCOUNT			.00	.00	.00	.00
	MBIA MUNICIPAL INVESTORS SERV			.00	.00	.00	.00
	FUND TOTALS			2,293.00-	.00	.00	2,293.00-
2018 141 BULLET PROOF VEST GRANT	CASH			5,430.50-	.00	.00	5,430.50-
	TIME DEPOSIT ON ACCOUNT			.00	.00	.00	.00
	MBIA MUNICIPAL INVESTORS SERV			.00	.00	.00	.00
	FUND TOTALS			5,430.50-	.00	.00	5,430.50-
2018 145 SOLID WASTE GRANT	CASH			203.03	.00	.00	203.03
	TIME DEPOSIT ON ACCOUNT			.00	.00	.00	.00
	FUND TOTALS			203.03	.00	.00	203.03
2018 261 CAPITAL PROJECT ROADS PCT NO 1	CASH			7.84	.00	.00	7.84
	TIME DEPOSIT ON ACCOUNT			.00	.00	.00	.00
	FUND TOTALS			7.84	.00	.00	7.84
2018 262 CAPITAL PROJECT ROADS PCT NO 2	CASH			1.34	.00	.00	1.34
	TIME DEPOSIT ON ACCOUNT			.00	.00	.00	.00
	FUND TOTALS			1.34	.00	.00	1.34
2018 400 ERUITVALE 2011 TXCDBG 710056	CASH			.00	.00	.00	.00
	WATER GRANT CASH			.00	.00	.00	.00
	FUND TOTALS			.00	.00	.00	.00
2018 401 BENWHEELERMSC 71348911131115	CASH			.00	.00	.00	.00
	FUND TOTALS			.00	.00	.00	.00
2018 402 LITTLEHOPEMOOREMSC713026081315	CASH			.00	.00	.00	.00
	WATER GRANT CASH			.00	.00	.00	.00
	FUND TOTALS			.00	.00	.00	.00
2018 540 PRETRIAL SUPERVISION	CASH			21,951.88	3,743.00	3,258.82-	22,436.06

ACCOUNT NAME	BEGINNING CASH BALANCE	CASH RECEIPTS	CASH DISBURSEMENTS	ENDING CASH BALANCE
2018 541 COMMUNITY SUP & CORRECTIONS	126,277.09	3,743.00	3,258.82	148,713.15
TDOA	148,228.97	.00	.00	148,228.97
FUND TOTALS	148,228.97	3,743.00	3,258.82	148,713.15
2018 542 ADULT PROBATION CIVIL	20,484.83	37,263.00	29,775.36	27,972.47
CASH	100.00	.00	.00	100.00
PERITY CASH	336,847.29	.00	.00	336,847.29
TIME DEPOSIT ON ACCOUNT	.00	.00	.00	.00
MBIA MUNICIPAL INVESTORS SERV	.00	.00	.00	.00
FUND TOTALS	357,432.12	37,263.00	29,775.36	364,919.76
2018 543 HIGH RISK SUBSTANCE ABUSE -CCP	20,785.08	1,280.00	1,008.13	21,056.95
CASH	325,480.35	.00	.00	325,480.35
TDOA	.00	.00	.00	.00
MBIA MUNICIPAL INVESTORS SERV	.00	.00	.00	.00
FUND TOTALS	346,265.43	1,280.00	1,008.13	346,537.30
2018 544 HIGH RISK SEX OFFENDER -CCP	5,521.81	.00	1,660.95	3,860.86
CASH	.00	.00	.00	.00
TIME DEPOSIT ON ACCOUNT	.00	.00	.00	.00
MBIA MUNICIPAL INVESTORS SERV	.00	.00	.00	.00
FUND TOTALS	5,521.81	.00	1,660.95	3,860.86
2018 545 GRANT C COMMIT REDUCTION PROG	6,111.30	.00	3,487.86	2,623.44
CASH	6,133.40	.00	3,956.64	2,176.76
FUND TOTALS	6,133.40	.00	3,956.64	2,176.76
2018 546 JUVENILE PROBATION FUND	226,526.61	52,758.65	36,553.44	210,321.40
CASH	.00	.00	.00	.00
TIME DEPOSIT ON ACCOUNT	.00	.00	.00	.00
MBIA MUNICIPAL INVESTORS SERV	.00	.00	.00	.00
FUND TOTALS	226,526.61	52,758.65	36,553.44	210,321.40
2018 547 VZCJPD STATE AID GRANT	51,413.91	100.00	36,489.34	15,024.57
CASH	.00	.00	.00	.00
TIME DEPOSIT ON ACCOUNT	.00	.00	.00	.00
MBIA MUNICIPAL INVESTORS SERV	.00	.00	.00	.00
FUND TOTALS	51,413.91	100.00	36,489.34	15,024.57
2018 548 VZCJPD PROGRESSIVE SANCTIONS	.00	.00	.00	.00
CASH	.00	.00	.00	.00
TIME DEPOSIT ON ACCOUNT	.00	.00	.00	.00
MBIA MUNICIPAL INVESTORS SERV	.00	.00	.00	.00
FUND TOTALS	.00	.00	.00	.00
2018 549 VZCJPD - GRANT N	18,737.55	.00	6,365.22	12,372.33
CASH	.00	.00	.00	.00
TIME DEPOSIT ON ACCOUNT	.00	.00	.00	.00
MBIA MUNICIPAL INVESTORS SERV	.00	.00	.00	.00
FUND TOTALS	18,737.55	.00	6,365.22	12,372.33
2018 550 D A SUPPLEMENTAL FUND	869.01	.00	1,764.61	2,633.62
CASH				

ACCOUNT NAME	TIME DEPOSIT ON ACCOUNT	MBIA MUNICIPAL INVESTORS SERV	FUND TOTALS	BEGINNING CASH BALANCE	CASH RECEIPTS	CASH DISBURSEMENTS	ENDING CASH BALANCE
2018 551	VOICES - JUV CJD GRANT			1,053.31-	.00	3,474.64-	4,527.95-
	VOICES - CJD JUV GRANT			.00	.00	.00	.00
	TIME DEPOSIT ON ACCOUNT			1,053.31-	.00	3,474.64-	4,527.95-
	FUND TOTALS						
2018 552	ETCOG RESIDENTIAL			61.00-	.00	450.00-	511.00-
	CASH			61.00-	.00	450.00-	511.00-
	FUND TOTALS						
2018 553	V - JUV PROB POST FUND			.00	.00	.00	.00
	CASH			.00	.00	.00	.00
	TIME DEPOSIT ON ACCOUNT			.00	.00	.00	.00
	MBIA MUNICIPAL INVESTORS SERV			.00	.00	.00	.00
	FUND TOTALS						
2018 554	GRANT I SECURE FELONY REIMB			665.00-	.00	.00	665.00-
	GRANT I SECURE FELONY REIMB			.00	.00	.00	.00
	TIME DEPOSIT ON ACCOUNT			665.00-	.00	.00	665.00-
	FUND TOTALS						
2018 555	JUVENILE PROBATION INTEREST			34.69	1.05	.00	35.74
	CASH			34.69	1.05	.00	35.74
	TIME DEPOSIT ON ACCOUNT			23,453.14	.00	.00	23,453.14
	MBIA MUNICIPAL INVESTORS SERV			.00	.00	.00	.00
	FUND TOTALS			23,487.83	1.05	.00	23,488.88
2018 556	GRANT H-DIVERSION RESIDENTIAL			.00	.00	.00	.00
	CASH			.00	.00	.00	.00
	FUND TOTALS						
2018 557	GRANT I			.00	.00	.00	.00
	CASH			.00	.00	.00	.00
	FUND TOTALS						
2018 558	GRANT S			13,737.75	.00	3,557.79-	10,179.96
	CASH			13,737.75	.00	3,557.79-	10,179.96
	FUND TOTALS						
2018 559	MENTAL IMPAIRMENT CASELOAD			4,600.18-	.00	4,564.32-	9,164.50-
	CASH			4,600.18-	.00	4,564.32-	9,164.50-
	TIME DEPOSIT ON ACCOUNT			.00	.00	.00	.00
	MBIA MUNICIPAL INVESTORS SERV			.00	.00	.00	.00
	FUND TOTALS			4,600.18-	.00	4,564.32-	9,164.50-
2018 560	SALARY ADJUSTMENT FOR JUV PROB			1.33-	.00	.00	1.33-
	CASH			1.33-	.00	.00	1.33-
	TIME DEPOSIT ON ACCOUNT			.00	.00	.00	.00
	MBIA MUNICIPAL INVESTORS SERV			.00	.00	.00	.00
	FUND TOTALS			1.33-	.00	.00	1.33-
2018 562	TITLE IV-E FEDERAL FOSTER CARE			.00	.00	.00	.00
	CASH			.00	.00	.00	.00
	TIME DEPOSIT ON ACCOUNT			.00	.00	.00	.00

ACCOUNT NAME	BEGINNING CASH BALANCE	CASH RECEIPTS	CASH DISBURSEMENTS	ENDING CASH BALANCE
2018 565 INDIGENT DEFENSE GRANT	843.78-	24,668.50	2,752.75-	21,071.97
CASH	307.38	.00	.00	307.38
TIME DEPOSIT ON ACCOUNT	536.40-	24,668.50	2,752.75-	21,379.35
FUND TOTALS				
2018 567 ABATEMENT OFFICER	28,526.47	15,699.88	7,810.50-	36,415.85
CASH	75,058.65	.00	.00	75,058.65
TDOA	103,585.12	15,699.88	7,810.50-	111,474.50
FUND TOTALS				
2018 568 TECHNOLOGY RESOURCES	1.50	.00	.00	1.50
CASH	.00	.00	.00	.00
TIME DEPOSIT ON ACCOUNT	1.50	.00	.00	1.50
FUND TOTALS				
2018 569 HAVA ELECTION GRANT	9,653.03	.00	.00	9,653.03
CASH	9,653.03	.00	.00	9,653.03
FUND TOTALS				
2018 570 GOLDEN WATER SUPPLY CORP	.00	.00	.00	.00
GOLDEN WATER TDHCA 726216	.00	.00	.00	.00
MBIA MUNICIPAL INVESTORS SERVI	.00	.00	.00	.00
FUND TOTALS				
2018 580 D.A. CHECK COLLECTION FUND	6,108.65	122.49	305.43-	5,925.71
CASH	10,219.57	.00	.00	10,219.57
TIME DEPOSIT ON ACCOUNT	16,328.22	122.49	305.43-	16,145.28
MBIA MUNICIPAL INVESTORS SERV				
FUND TOTALS				
2018 591 CONSTABLE #1 TLEOSE FUND	1,211.46	677.42	.00	1,888.88
CASH	.49-	.00	.00	.49-
CASH - CITIZENS NATIONAL	.00	.00	.00	.00
TDOA	.00	.00	.00	.00
MBIA MUNICIPAL INVESTORS SERV	.00	.00	.00	.00
FUND TOTALS	1,210.97	677.42	.00	1,888.39
2018 592 CONSTABLE #2 TLEOSE FUND	506.94	677.60	.00	1,184.54
CASH	.00	.00	.00	.00
CASH OTHER	.00	.00	.00	.00
MBIA MUNICIPAL INVESTORS SERV	506.94	677.60	.00	1,184.54
FUND TOTALS				
2018 593 CONSTABLE #3 TLEOSE FUND	.00	678.30	.00	678.30
CASH	1,790.75	.00	.00	1,790.75
CASH OTHER - ANB/CANTON	.00	.00	.00	.00
MBIA MUNICIPAL INVESTORS SERV	1,790.75	678.30	.00	2,469.05
FUND TOTALS				
2018 594 CONSTABLE #4 TLEOSE FUND	3,612.84	678.48	.00	4,291.32
CASH	.00	.00	.00	.00
TIME DEPOSIT ON ACCOUNT	.00	.00	.00	.00
MBIA MUNICIPAL INVESTORS SERV	3,612.84	678.48	.00	4,291.32
FUND TOTALS				

ACCOUNT NAME	BEGINNING CASH BALANCE	CASH RECEIPTS	CASH DISBURSEMENTS	ENDING CASH BALANCE
2018 595 SHERIFF TLEOSE FUND	9,000.97	5,106.69	.00	14,107.66
CASH	.00	.00	.00	.00
MBIA MUNICIPAL INVESTORS SERVS	9,000.97	5,106.69	.00	14,107.66
FUND TOTALS				
2018 596 DA TLEOSE FUND	941.88	.00	.00	941.88
CASH	.00	.00	.00	.00
MBIA MUNICIPAL INVESTORS SERV	941.88	.00	.00	941.88
FUND TOTALS				
2018 597 VZC COMMISSARY PERSONNEL FUND	2.41-	.00	.00	2.41-
CASH	.00	.00	.00	.00
MBIA MUNICIPAL INVESTORS SERV	2.41-	.00	.00	2.41-
FUND TOTALS				
2018 600 JUSTICE COURT TECHNOLOGY FUND	3,128.90	1,061.92	.00	4,190.82
CASH	37,052.79	.00	.00	37,052.79
TIME DEPOSIT ON ACCOUNT	.00	.00	.00	.00
MBIA MUNICIPAL INVESTORS SERV	40,181.69	1,061.92	.00	41,243.61
FUND TOTALS				
2018 602 CHILD ADVOCACY	9.08	.00	.00	9.08
HISTORICAL COMMISSION CASH	.00	.00	.00	.00
MBIA MUNICIPAL INVESTORS SERV	9.08	.00	.00	9.08
FUND TOTALS				
2018 800 CONTRIBUTION RELIEF FUND	.00	.00	.00	.00
CASH	16,082.93	.00	.00	16,082.93
TIME DEPOSIT ON ACCOUNT	16,082.93	.00	.00	16,082.93
FUND TOTALS				
2018 802 VETERAN'S MEMORIAL WALL FUND	.55	.00	.00	.55
CASH	.00	.00	.00	.00
TIME DEPOSIT ON ACCOUNT	.55	.00	.00	.55
FUND TOTALS				
2018 803 HISTORICAL COMMISSION	940.12	.00	.00	940.12
HISTORICAL COMMISSION CASH	10,001.85	.00	.00	10,001.85
TIME DEPOSIT ON ACCOUNT	10,941.97	.00	.00	10,941.97
FUND TOTALS				
2018 804 VAN TORNADO-ASSISTANCE	43,988.27-	.00	.00	43,988.27-
VAN TORNADO-ASSISTANCE-CASH	.00	.00	.00	.00
VTASST-TIME DEPOSITON ACCOUNT	43,988.27-	.00	.00	43,988.27-
FUND TOTALS				
2018 805 FEMA - DEC 2015 STORM	470.66	.00	.00	470.66
CASH	.00	.00	.00	.00
TIME DEPOSIT ON ACCOUNT	470.66	.00	.00	470.66
FUND TOTALS				
2018 806 FEMA APRIL 2016 STORM	.00	.00	.00	.00
CASH	.00	.00	.00	.00
TIME DEPOSIT ON ACCOUNT	.00	.00	.00	.00
FUND TOTALS				
GRAND TOTALS	12,493,831.04	3,306,726.80	2,176,945.75-	13,623,612.09

ACCOUNT NUMBER	ACCOUNT NAME	DATE	AMDMT NUMBER	OLD BUDGET AMOUNT	AMENDED BUDGET AMOUNT	AMOUNT OF CHANGE	DESCRIPTION	CLK
2018 010-371-100	OTHER MISC. REVENU	01/10/2018	180025	24,000.00-	24,437.50-	437.50-	PROVIDE FUNDS FOR HEALTHY C	SH
			TOTAL AMENDMENTS	1	TOTAL CHANGES	437.50-		
2018 010-400-483	BONDING EXPENDITURES - COUNTY JUDGE	11/30/2017	180018	0.00	296.92	296.92	TO COVER EXPENSES	KE
			TOTAL AMENDMENTS	1	TOTAL CHANGES	296.92		
2018 010-402-495	MISCELLANEOUS EXPE	01/10/2018	180025	700.00	1,137.50	437.50	PROVIDE FUNDS FOR HEALTHY C	SH
			TOTAL AMENDMENTS	1	TOTAL CHANGES	437.50		
2018 010-409-495	MISCELLANEOUS EXPENDITURES - NON DEPARTMENT	11/30/2017	180018	1,000.00	406.16	593.84-	TO COVER EXPENSES	KE
			TOTAL AMENDMENTS	1	TOTAL CHANGES	593.84-		
2018 010-445-483	BONDING EXPENDITURES - COUNTY COURT AT	11/30/2017	180018	0.00	296.92	296.92	TO COVER EXPENSES	KE
			TOTAL AMENDMENTS	1	TOTAL CHANGES	296.92		
2018 010-495-310	OFFICE SUPPLIES	02/21/2018	180033	1,950.00	1,850.00	100.00-	LINE ITEM TRANSFER	SH
2018 010-495-495	MISCELLANEOUS EXPENDITURES - CO. AUDITOR	02/21/2018	180033	150.00	250.00	100.00	LINE ITEM TRANSFER	SH
			TOTAL AMENDMENTS	2	TOTAL CHANGES	.00		
2018 010-499-311	POSTAGE	12/14/2017	180021	8,000.00	7,000.00	1,000.00-	LINE ITEM TRANSFER	SH
2018 010-499-428	TRAVEL	12/14/2017	180021	500.00	1,000.00	500.00	LINE ITEM TRANSFER	SH
2018 010-499-495	MISCELLANEOUS EXPENDITURES - TAX COLLECTOR	12/14/2017	180021	300.00	800.00	500.00	LINE ITEM TRANSFER	SH
			TOTAL AMENDMENTS	3	TOTAL CHANGES	.00		
2018 015-352-400	FORFEITED PROPERTY	02/08/2018	180028	5,000.00-	15,699.44-	10,699.44-	INCREASE THE BUDGET-DEA MON	KE
			TOTAL AMENDMENTS	1	TOTAL CHANGES	10,699.44-		
2018 015-560-492	DRUG INVESTIGATION	02/08/2018	180028	0.00	2,699.44	2,699.44	INCREASE THE BUDGET-DEA MON	KE
2018 015-560-495	MISC EXPENDITURES - SHERIFF FORFEIT	02/08/2018	180028	10,000.00	18,000.00	8,000.00	INCREASE THE BUDGET-DEA MON	KE
			TOTAL AMENDMENTS	2	TOTAL CHANGES	10,699.44		
2018 018-510-402	CONTRACT SERVICES EXPENDITURES - JUSTICE COURT	10/26/2017	180009	0.00	2,000.00	2,000.00	INCREASE THE BUDGET	KE
			TOTAL AMENDMENTS	1	TOTAL CHANGES	2,000.00		
2018 021-380-300	GRANT REV 2016 DIS	03/07/2018	180037	0.00	1,206.75-	1,206.75-	INCREASE REV AND EXPENSE	SH
			TOTAL AMENDMENTS	1	TOTAL CHANGES	1,206.75-		
2018 021-390-804	TRN FROM VAN TORNA	12/14/2017	180024	0.00	157,053.25-	157,053.25-	TRANSFER FUNDS FROM FEMA PC	SH
			TOTAL AMENDMENTS	1	TOTAL CHANGES	157,053.25-		
2018 021-621-335	ROAD & BRIDGE MATE	12/14/2017	180024	550,000.00	707,053.25	157,053.25	TRANSFER FUNDS FROM FEMA PC	SH
2018 021-621-495	MISCELLANEOUS EXPE	03/07/2018	180037	12,500.00	13,706.75	1,206.75	INCREASE REV AND EXPENSE	SH
			TOTAL AMENDMENTS	2	TOTAL CHANGES	158,260.00		
2018 022-370-100	ROAD DAMAGE PAYMEN	11/16/2017	180014	0.00	308,550.00-	308,550.00-	AMEND FY2018 BUDGET FOR ROA KE	KE
			TOTAL AMENDMENTS	1	TOTAL CHANGES	308,550.00-		
2018 022-380-300	GRANT REV 2016 DIS	03/07/2018	180037	0.00	1,206.75-	1,206.75-	INCREASE REV AND EXPENSE	SH
			TOTAL AMENDMENTS	1	TOTAL CHANGES	1,206.75-		
2018 022-390-804	TRN FROM VAN TORNA	12/14/2017	180023	0.00	2,406.51-	2,406.51-	TRANSFER FUNDS FROM FEMA FU	SH
			TOTAL AMENDMENTS	1	TOTAL CHANGES	2,406.51-		
2018 022-622-335	ROAD & BRIDGE MATE	11/16/2017	180014	1,056,000.00	1,364,550.00	308,550.00	AMEND FY2018 BUDGET FOR ROA KE	KE
2018 022-622-335	ROAD & BRIDGE MATE	01/10/2018	180026	1,364,550.00	1,344,550.00	20,000.00-	PROVIDE FUNDS FOR REPAIR ON SH	SH

ACCOUNT NUMBER	ACCOUNT NAME	DATE	AMDMT NUMBER	OLD BUDGET AMOUNT	AMENDED BUDGET AMOUNT	AMOUNT OF CHANGE	DESCRIPTION	CLK
2018 022-622-335	ROAD & BRIDGE MATE	02/28/2018	180035	1,344,550.00	1,337,523.00	5,027.00-	LINE ITEM TRANSFER RECLAIM	SH
2018 022-622-335	ROAD & BRIDGE MATE	03/07/2018	180038	1,339,550.00	1,337,523.00	2,027.00-	LINE ITEM TRANSFER FOR ADDI	SH
2018 022-622-336	FEMA VAN TORNADO -	10/04/2017	180007	0.00	113,750.22	113,750.22	INCREASE THE BUDGET	KE
2018 022-622-336	FEMA VAN TORNADO -	12/14/2017	180023	113,750.22	116,156.73	2,406.51	TRANSFER FUNDS FROM FEMA FU	SH
2018 022-622-337	FEMA VAN TORNADO -	10/04/2017	180007	0.00	83,610.67	83,610.67	INCREASE THE BUDGET	KE
2018 022-622-337	FEMA DEC 2015 STOR	10/04/2017	180026	20,000.00	40,000.00	20,000.00	PROVIDE FUNDS FOR REPAIR ON	SH
2018 022-622-451	REPAIR & MAINT. -	01/10/2018	180026	0.00	5,000.00	5,000.00	LINE ITEM TRANSFER RECLAIM	SH
2018 022-622-451	MISCELLANEOUS EXPE	02/28/2018	180035	40,000.00	45,000.00	5,000.00	LINE ITEM TRANSFER EXPENSE	SH
2018 022-622-495	MISCELLANEOUS EXPE	03/07/2018	180037	1,000.00	2,206.75	1,206.75	INCREASE REV AND EXPENSE	SH
2018 022-622-571	EQUIPMENT PURCHASE	03/07/2018	180038	78,000.00	80,027.00	2,027.00	LINE ITEM TRANSFER FOR ADDI	SH
EXPENDITURES - R & B PCT.2			TOTAL AMENDMENTS	11	TOTAL CHANGES	509,524.15		
2018 023-380-200	FINANCING ISSURANC	03/07/2018	180036	0.00	157,900.00-	157,900.00-	INCREASE REV AND EXP TO PUR	SH
2018 023-380-300	GRANT REV 2016 DIS	03/07/2018	180037	0.00	1,206.75-	1,206.75-	INCREASE REV AND EXPENSE	SH
EXPENDITURES - R & B PCT.3			TOTAL AMENDMENTS	2	TOTAL CHANGES	159,106.75-		
2018 023-623-495	MISCELLANEOUS EXPE	03/07/2018	180037	3,000.00	4,206.75	1,206.75	INCREASE REV AND EXPENSE	SH
2018 023-623-571	EQUIPMENT PURCHASE	03/07/2018	180036	50,000.00	207,900.00	157,900.00	INCREASE REV AND EXP TO PUR	SH
EXPENDITURES - R & B PCT.3			TOTAL AMENDMENTS	2	TOTAL CHANGES	159,106.75		
2018 024-380-200	FINANCING ISSURANC	11/02/2017	180013	0.00	109,088.00-	109,088.00-	INCREASE REV AND EXPENSE	SH
2018 024-380-300	GRANT REV 2016 DIS	03/07/2017	180037	0.00	1,206.75-	1,206.75-	INCREASE REV AND EXPENSE	SH
EXPENDITURES - R & B PCT.4			TOTAL AMENDMENTS	2	TOTAL CHANGES	110,294.75-		
2018 024-390-804	TRN FROM VAN TORNA	12/14/2017	180022	0.00	7,121.25-	7,121.25-	TRANSFER FUNDS FROM FEMA FU	SH
2018 024-390-806	TRN FROM APR 2016 S	12/14/2017	180022	0.00	285,635.94-	285,635.94-	TRANSFER FUNDS FROM FEMA FU	SH
EXPENDITURES - R & B PCT.4			TOTAL AMENDMENTS	2	TOTAL CHANGES	292,757.19-		
2018 024-624-335	ROAD & BRIDGE MATE	11/02/2017	180012	250,000.00	248,400.00	1,600.00-	LINE ITEM TRANSFERS	FT
2018 024-624-335	ROAD & BRIDGE MATE	11/02/2017	180012	248,400.00	247,950.00	450.00-	LINE ITEM TRANSFERS	FT
2018 024-624-336	FEMA VAN TORNADO -	12/14/2017	180022	48,800.00	55,921.25	7,121.25	TRANSFER FUNDS FROM FEMA FU	SH
2018 024-624-338	FEMA APR 2016 STOR	11/02/2017	180022	0.00	285,635.94	285,635.94	TRANSFER FUNDS FROM FEMA FU	SH
2018 024-624-339	UNIFORMS	11/02/2017	180012	4,250.00	4,700.00	450.00	LINE ITEM TRANSFERS	FT
2018 024-624-483	BONDING	11/02/2017	180012	2,400.00	2,400.00	0.00	LINE ITEM TRANSFERS	FT
2018 024-624-495	MISCELLANEOUS EXPE	11/02/2017	180012	4,000.00	4,000.00	0.00	LINE ITEM TRANSFERS	FT
2018 024-624-495	MISCELLANEOUS EXPE	03/07/2018	180037	4,000.00	5,206.75	1,206.75	INCREASE REV AND EXPENSE	SH
2018 024-624-589	EQUIPMENT PAYMENTS	11/02/2017	180013	0.00	22,825.00	22,825.00	INCREASE REV AND EXPENSE	SH
EXPENDITURES - PCT.4			TOTAL AMENDMENTS	9	TOTAL CHANGES	316,788.94		
2018 052-450-427	TRAINING	02/21/2018	180032	500.00	500.00-	0.00	LINE ITEM TRANSFER	SH
2018 052-450-572	OFFICE EQUIPMENT	02/21/2018	180032	1,500.00	2,000.00	500.00	LINE ITEM TRANSFER	SH
EXPENDITURES - CTY RECORDS END			TOTAL AMENDMENTS	2	TOTAL CHANGES	0.00		
2018 053-410-485	CHILDS ADVOCACY CE	02/08/2018	180029	10,000.00	30,000.00	20,000.00	LINE ITEM TRANSFER	KE
2018 053-410-486	ECONOMIC DEVELOPME	02/08/2018	180029	40,000.00	20,000.00-	20,000.00-	LINE ITEM TRANSFER	KE
EXPENDITURES - VZC JAIL			TOTAL AMENDMENTS	2	TOTAL CHANGES	.00		
2018 056-409-495	MISCELLANEOUS EXPE	11/02/2017	180011	0.00	3,100.00	3,100.00	INCREASE COUNTY RECORDS FND	FT
EXPENDITURES - CTY RECORDS END			TOTAL AMENDMENTS	1	TOTAL CHANGES	3,100.00		
2018 131-512-103	SALARIES - EMPLOYE	02/08/2018	180027	974,649.30	1,043,730.30	69,081.00	INCREASE THE BUDGET	KE
2018 131-512-201	SOCIAL SECURITY TA	02/08/2018	180027	76,251.00	81,536.00	5,285.00	INCREASE THE BUDGET	KE
2018 131-512-203	RETIREMENT CONTRIB	02/08/2018	180027	79,145.00	84,630.00	5,485.00	INCREASE THE BUDGET	KE
2018 131-512-204	WORKERS COMPENSATI	02/08/2018	180027	44,058.00	47,280.00	3,222.00	INCREASE THE BUDGET	KE
2018 131-512-206	UNEMPLOYMENT INSUR	02/08/2018	180027	10,530.00	11,276.00	746.00	INCREASE THE BUDGET	KE
EXPENDITURES - VZC JAIL			TOTAL AMENDMENTS	5	TOTAL CHANGES	83,819.00		

ACCOUNT NUMBER	ACCOUNT NAME	DATE	AMDMT NUMBER	OLD BUDGET AMOUNT	AMENDED BUDGET AMOUNT	AMOUNT OF CHANGE	DESCRIPTION	CLK
2018 132-352-400	GRANT PROCEEDS	11/30/2017	180016	00	69,350.00	69,350.00	ESTABLISH BUDGETS FOR BODY	KE
2018 132-352-400	GRANT PROCEEDS	12/14/2017	180020	00	97,860.06	28,510.06	ESTABLISH BUDGET FOR THERMA	SH
	TOTAL AMENDMENTS			69,350.00	97,860.06	28,510.06		
2018 132-367-000	GENERAL DONATION V	11/02/2017	180010	00	3,800.00	3,800.00	INCREASE SHERIFF BUDGET FOR	FT
2018 132-367-000	GENERAL DONATION V	11/30/2017	180017	00	7,600.00	3,800.00	INCREASE BUDGET FOR K-9 DON	KE
2018 132-367-000	GENERAL DONATION V	11/30/2017	180017	00	3,800.00	3,800.00	VOID B/A #17 - DUPLICATE OF	SH
	TOTAL AMENDMENTS			3,800.00	3,800.00	3,800.00		
2018 132-380-200	FINANCING ISSURANC	12/13/2017	180019	150,000.00	543,902.85	393,902.85	ESTABLISH ADD. BUDGET-VEHIC	KE
	TOTAL AMENDMENTS			150,000.00	543,902.85	393,902.85		
2018 132-560-103	SALARIES - EMPLOYE	02/08/2018	180027	00	1,431,885.00	31,885.00	INCREASE THE BUDGET	KE
2018 132-560-201	SOCIAL SECURITY TA	02/08/2018	180027	00	106,329.00	2,439.00	INCREASE THE BUDGET	KE
2018 132-560-203	RETIREMENT CONTRIB	02/08/2018	180027	00	110,382.00	2,532.00	INCREASE THE BUDGET	KE
2018 132-560-204	WORKERS COMPENSATI	02/08/2018	180027	00	55,507.00	1,487.00	INCREASE THE BUDGET	KE
2018 132-560-206	UNEMPLOYMENT INSUR	02/08/2018	180027	00	14,230.00	3,45.00	INCREASE SHERIFF BUDGET	KE
2018 132-560-337	LAW ENFORCEMENT SU	11/02/2017	180010	00	13,800.00	3,800.00	INCREASE BUDGET FOR K-9 DON	SH
2018 132-560-337	LAW ENFORCEMENT SU	11/30/2017	180017	00	17,600.00	3,800.00	VOID B/A #17 - DUPLICATE OF	SH
2018 132-560-571	EQUIPMENT PURCHASE	12/14/2017	180020	00	74,350.00	28,510.05	ESTABLISH BUDGET FOR THERMA	SH
2018 132-560-571	SHERIFF'S AUTO PUR	12/13/2017	180019	00	543,902.85	393,902.85	ESTABLISH ADD. BUDGET-VEHIC	KE
	TOTAL AMENDMENTS			150,000.00	543,902.85	393,902.85		
2018 540-344-101	PRE TRIAL FEES	10/04/2017	180001	00	48,391.00	48,391.00	RECORD BUDGET FIGURES	KE
2018 540-344-104	DRUG TESTING	10/04/2017	180001	00	1,000.00	1,000.00	RECORD BUDGET FIGURES	KE
2018 540-344-105	GPS/ELM	10/04/2017	180001	00	13,000.00	13,000.00	RECORD BUDGET FIGURES	KE
	TOTAL AMENDMENTS			00	62,391.00	62,391.00		
2018 540-570-103	SALARIES - EMPLOYE	10/04/2017	180001	00	22,525.00	22,525.00	RECORD BUDGET FIGURES	KE
2018 540-570-107	SALARIES - EXTRA H	10/04/2017	180001	00	3,623.00	3,623.00	RECORD BUDGET FIGURES	KE
2018 540-570-201	SOCIAL SECURITY TA	10/04/2017	180001	00	2,000.00	2,000.00	RECORD BUDGET FIGURES	KE
2018 540-570-202	GROUP INSURANCE	10/04/2017	180001	00	7,000.00	7,000.00	RECORD BUDGET FIGURES	KE
2018 540-570-203	RETIREMENT CONTRIB	10/04/2017	180001	00	2,029.00	2,029.00	RECORD BUDGET FIGURES	KE
2018 540-570-206	UNEMPLOYMENT INSUR	10/04/2017	180001	00	282.00	282.00	RECORD BUDGET FIGURES	KE
2018 540-570-310	SUPPLIES	10/04/2017	180001	00	6,102.00	6,102.00	RECORD BUDGET FIGURES	KE
2018 540-570-408	CONTRACT SERVICES	10/04/2017	180001	00	18,830.00	18,830.00	RECORD BUDGET FIGURES	KE
	TOTAL AMENDMENTS			00	62,391.00	62,391.00		
2018 541-333-101	STATE AID - SUPERV	10/04/2017	180006	00	149,381.00	149,381.00	RECORD BUDGET FIGURES	KE
2018 541-333-107	SAFPF PAYMENTS	10/04/2017	180006	00	2,500.00	2,500.00	RECORD BUDGET FIGURES	KE
	TOTAL AMENDMENTS			00	151,881.00	151,881.00		
2018 541-344-100	PROBATION FEES	10/04/2017	180006	00	395,208.00	395,208.00	RECORD BUDGET FIGURES	KE
2018 541-344-104	DRUG TESTING	10/04/2017	180006	00	21,000.00	21,000.00	RECORD BUDGET FIGURES	KE
2018 541-344-105	GLOBAL POSITIONING	10/04/2017	180006	00	2,880.00	2,880.00	RECORD BUDGET FIGURES	KE
2018 541-344-110	POLYGRAPH FEE	10/04/2017	180006	00	7,700.00	7,700.00	RECORD BUDGET FIGURES	KE
	TOTAL AMENDMENTS			00	419,788.00	419,788.00		
2018 541-360-100	DEPOSITORY INTERES	10/04/2017	180006	150.00	150.00	150.00	RECORD BUDGET FIGURES	KE
	TOTAL AMENDMENTS			150.00	150.00	150.00		
2018 541-570-102	SALARY-CHIEF PROBA	10/04/2017	180006	00	82,800.00	82,800.00	RECORD BUDGET FIGURES	KE
2018 541-570-103	SALARIES - EMPLOYE	10/04/2017	180006	00	296,538.00	296,538.00	RECORD BUDGET FIGURES	KE

ACCOUNT NUMBER	ACCOUNT NAME	DATE	AMDMT NUMBER	OLD BUDGET AMOUNT	AMENDED BUDGET AMOUNT	AMOUNT OF CHANGE	DESCRIPTION	CLK
2018 541-570-201	SOCIAL SECURITY TA	10/04/2017	180006	.00	29,019.00	29,019.00	RECORD BUDGET FIGURES	KE
2018 541-570-203	RETIREMENT CONTRIB	10/04/2017	180006	.00	29,437.00	29,437.00	RECORD BUDGET FIGURES	KE
2018 541-570-206	UNEMPLOYMENT INSUR	10/04/2017	180006	.00	4,097.00	4,097.00	RECORD BUDGET FIGURES	KE
2018 541-570-310	SUPPLIES/OPERATION	10/04/2017	180006	.00	18,250.00	18,250.00	RECORD BUDGET FIGURES	KE
2018 541-570-408	CONTRACT SERVICES	10/04/2017	180006	.00	13,855.00	13,855.00	RECORD BUDGET FIGURES	KE
2018 541-570-419	PROFESSIONAL FEES	10/04/2017	180006	.00	25,121.00	25,121.00	RECORD BUDGET FIGURES	KE
2018 541-570-420	TELEPHONE - UTILIT	10/04/2017	180006	.00	3,875.00	3,875.00	RECORD BUDGET FIGURES	KE
2018 541-570-428	TRAVEL	10/04/2017	180006	.00	8,250.00	8,250.00	RECORD BUDGET FIGURES	KE
2018 541-570-429	FURNISHED TRAVEL	10/04/2017	180006	.00	5,500.00	5,500.00	RECORD BUDGET FIGURES	KE
2018 541-570-572	EQUIPMENT	10/04/2017	180006	.00	8,100.00	8,100.00	RECORD BUDGET FIGURES	KE
2018 541-570-572	SUPERVISION	10/04/2017	180006	.00	8,100.00	8,100.00	RECORD BUDGET FIGURES	KE
2018 541-700-543	TRANSFER TO HIGH R	10/04/2017	180006	.00	12,516.00	12,516.00	RECORD BUDGET FIGURES	KE
2018 541-700-559	TRANSFER TO MENTAL	10/04/2017	180006	.00	34,461.00	34,461.00	RECORD BUDGET FIGURES	KE
2018 542-344-101	CIVIL REVENUE	10/04/2017	180002	.00	21,143.00-	21,143.00-	RECORD BUDGET FIGURES	KE
2018 542-570-103	SALARIES	10/04/2017	180002	.00	6,717.00	6,717.00	RECORD BUDGET FIGURES	KE
2018 542-570-107	EXTRA HELP	10/04/2017	180002	.00	3,623.00	3,623.00	RECORD BUDGET FIGURES	KE
2018 542-570-201	SOCIAL SECURITY TA	10/04/2017	180002	.00	791.00	791.00	RECORD BUDGET FIGURES	KE
2018 542-570-202	GROUP INSURANCE	10/04/2017	180002	.00	2,581.00	2,581.00	RECORD BUDGET FIGURES	KE
2018 542-570-203	RETIREMENT CONTRIB	10/04/2017	180002	.00	802.00	802.00	RECORD BUDGET FIGURES	KE
2018 542-570-206	UNEMPLOYMENT	10/04/2017	180002	.00	112.00	112.00	RECORD BUDGET FIGURES	KE
2018 542-570-310	OFFICE SUPPLIES	10/04/2017	180002	.00	6,517.00	6,517.00	RECORD BUDGET FIGURES	KE
2018 543-333-103	STATE AID - SUBSTA	10/04/2017	180004	.00	29,931.00-	29,931.00-	RECORD BUDGET FIGURES	KE
2018 543-390-541	TRANSFER FROM SUP	10/04/2017	180004	.00	12,516.00-	12,516.00-	RECORD BUDGET FIGURES	KE
2018 543-573-103	SALARIES - EMPLOYE	10/04/2017	180004	.00	36,246.00	36,246.00	RECORD BUDGET FIGURES	KE
2018 543-573-201	SOCIAL SECURITY TA	10/04/2017	180004	.00	2,773.00	2,773.00	RECORD BUDGET FIGURES	KE
2018 543-573-203	RETIREMENT CONTRIB	10/04/2017	180004	.00	2,813.00	2,813.00	RECORD BUDGET FIGURES	KE
2018 543-573-206	UNEMPLOYMENT INSUR	10/04/2017	180004	.00	391.00	391.00	RECORD BUDGET FIGURES	KE
2018 543-573-419	PROFESSIONAL FEES	10/04/2017	180004	.00	224.00	224.00	RECORD BUDGET FIGURES	KE
2018 544-333-104	STATE AID - OFFEND	10/04/2017	180003	.00	53,330.00-	53,330.00-	RECORD BUDGET FIGURES	KE
2018 544-574-103	SALARIES-EMPLOYEES	10/04/2017	180003	.00	45,437.00	45,437.00	RECORD BUDGET FIGURES	KE
2018 544-574-201	SOCIAL SECURITY TA	10/04/2017	180003	.00	3,476.00	3,476.00	RECORD BUDGET FIGURES	KE
2018 544-574-203	RETIREMENT CONTRIB	10/04/2017	180003	.00	3,526.00	3,526.00	RECORD BUDGET FIGURES	KE
2018 544-574-206	UNEMPLOYMENT INSUR	10/04/2017	180003	.00	491.00	491.00	RECORD BUDGET FIGURES	KE
2018 544-574-419	PROFESSIONAL FEES	10/04/2017	180003	.00	400.00	400.00	RECORD BUDGET FIGURES	KE
2018 546-582-102	SALARY EMPLOYEE	11/30/2017	180015	18,298.00	15,604.00	2,694.00-	LINE TRANSFER	KE
2018 546-582-427	TRAINING	11/30/2017	180015	1,500.00	4,194.00	2,694.00	LINE TRANSFER	KE
2018 546-582-427	JUV LOCAL	11/30/2017	180015	2	.00	.00	LINE TRANSFER	KE

ACCOUNT NUMBER	ACCOUNT NAME	DATE	AMDMT NUMBER	OLD BUDGET AMOUNT	AMOUNT OF CHANGE	DESCRIPTION	CLK
2018 547-581-414	MH COUNSELLING - R	10/11/2017	180008	8,928.00	538.00-	LINE ITEM TRANSFER	KE
2018 547-581-414	MH COUNSELLING - R	10/11/2017	180008	8,390.00	1,928.00-	LINE ITEM TRANSFER	KE
2018 547-581-432	PSYCHOLOGICAL - R A	10/11/2017	180008	1,928.00	1,928.00-	LINE ITEM TRANSFER	KE
EXPENDITURES - TJCP PROBATION				TOTAL AMENDMENTS	3 TOTAL CHANGES	538.00-	
2018 552-333-117	ETCOG REIMBURSEMENT	02/16/2018	180031	6,000.00-	1,000.00	REDUCE THE BUDGET	KE
TOTAL AMENDMENTS				1 TOTAL CHANGES	1,000.00		
2018 552-582-410	PSYCHOLOGICALS-ETC	02/16/2018	180030	6,000.00	1,000.00-	REDUCE THE BUDGET	KE
TOTAL AMENDMENTS				1 TOTAL CHANGES	1,000.00-		
2018 559-333-103	STATE AID - MENTAL	10/04/2017	180005	34,473.00-	34,473.00-	RECORD BUDGET FIGURES	KE
TOTAL AMENDMENTS				1 TOTAL CHANGES	34,473.00-		
2018 559-390-541	TRANSFER FROM SUPE	10/04/2017	180005	34,461.00-	34,461.00-	RECORD BUDGET FIGURES	KE
TOTAL AMENDMENTS				1 TOTAL CHANGES	34,461.00-		
2018 559-570-103	SALARIES - EMPLOYE	10/04/2017	180005	58,953.00	58,953.00	RECORD BUDGET FIGURES	KE
2018 559-570-201	SOCIAL SECURITY	10/04/2017	180005	4,510.00	4,510.00	RECORD BUDGET FIGURES	KE
2018 559-570-203	RETIREMENT CONTRIB	10/04/2017	180005	4,575.00	4,575.00	RECORD BUDGET FIGURES	KE
2018 559-570-206	UNEMPLOYMENT INSUR	10/04/2017	180005	637.00	637.00	RECORD BUDGET FIGURES	KE
2018 539-570-419	PROFESSIONAL FEES	10/04/2017	180005	259.00	259.00	RECORD BUDGET FIGURES	KE
EXPENDITURES - MENTAL IMPAIRME				TOTAL AMENDMENTS	5 TOTAL CHANGES	68,934.00	
2018 567-435-310	OFFICE SUPPLIES	02/21/2018	180034	1,200.00	1,200.00	LINE ITEM TRANSFER	SH
2018 567-435-420	TELEPHONE	02/21/2018	180034	1,200.00	1,200.00-	LINE ITEM TRANSFER	SH
EXPENDITURES-ABATEMENT OFFICER				TOTAL AMENDMENTS	2 TOTAL CHANGES	.00	
2018 804-330-114	DISASTER RELIEF-FE	12/14/2017	180022	7,121.25-	7,121.25-	TRANSFER FUNDS FROM FEMA FU SH	SH
2018 804-330-114	DISASTER RELIEF-FE	12/14/2017	180023	9,527.76-	2,406.51-	TRANSFER FUNDS FROM FEMA FU SH	SH
2018 804-330-114	DISASTER RELIEF-FE	12/14/2017	180024	166,581.01-	157,053.25-	TRANSFER FUNDS FROM FEMA PC SH	SH
TOTAL AMENDMENTS				3 TOTAL CHANGES	166,581.01-		
2018 804-700-021	TRANSFER TO RB #1	12/14/2017	180024	157,053.25	157,053.25	TRANSFER FUNDS FROM FEMA PC SH	SH
2018 804-700-022	TRANSFER TO RB #2	12/14/2017	180023	2,406.51	2,406.51	TRANSFER FUNDS FROM FEMA FU SH	SH
2018 804-700-024	TRANSFER TO RB #4	12/14/2017	180022	7,121.25	7,121.25	TRANSFER FUNDS FROM FEMA FU SH	SH
TOTAL AMENDMENTS				3 TOTAL CHANGES	166,581.01		
2018 806-330-114	DISASTER RELIEF -	12/14/2017	180022	285,635.94-	285,635.94-	TRANSFER FUNDS FROM FEMA FU SH	SH
TOTAL AMENDMENTS				1 TOTAL CHANGES	285,635.94-		
2018 806-700-024	TRANSFER TO R & B	12/14/2017	180022	285,635.94	285,635.94	TRANSFER FUNDS FROM FEMA FU SH	SH
TOTAL TRANSFERS				TOTAL AMENDMENTS	1 TOTAL CHANGES	285,635.94	



P.O. Box 3188 • Longview, Texas 75606 • 903-237-5500
MEMBER FDIC EQUAL HOUSING LENDER



Return Service Requested

Date 2/28/18
PRIMARY ACCOUNT
ENCLOSURES

Page 1
1910512
326



TXBT TREASURER OF VAN ZANDT COUNTY
FINANCIAL CLEARING
121 E DALLAS RM 101
CANTON TX 75103-1496

C H E C K I N G A C C O U N T

PUBLIC FUNDS CHECKING		NUMBER OF ENCLOSURES	326
ACCOUNT NUMBER	1910512	Statement Dates	2/01/18 thru 2/28/18
PREVIOUS BALANCE	2,058,912.13	DAYS IN STATEMENT PERIOD	28
26 DEPOSITS	2,750,443.84	AVERAGE LEDGER	3,419,825.59
346 CHECKS/DEBITS	1,491,657.31	AVERAGE COLLECTED	3,413,779.16
SERVICE CHARGE	.00		
INTEREST PAID	.00		
CURRENT BALANCE	3,317,698.66		

D E P O S I T S A N D O T H E R C R E D I T S

Date	Description	Amount
2/01	INV-PAYMTS COMP JUDICIARY CTX	1,200.00
2/05	INV-PAYMTS OFC COURT ADMIN CTX	24,668.50
2/05	PAY VZ CO APPRAISAL PPD	297,771.33
2/05	PAY VZ CO APPRAISAL PPD	1,721,600.30
2/07	INV-PAYMTS TX DPT CRIML JST CTX	450.60
2/08	DEPOSIT	3,220.44
2/08	DEPOSIT	61,727.83
2/09	INV-PAYMTS TX AGRICULTURE CTX	1,553.98
2/09	DEPOSIT	59,580.28
2/09	DEPOSIT	181,818.52
2/13	INV-PAYMTS CPA STATE FISCAL CTX	677.42
2/13	INV-PAYMTS CPA STATE FISCAL CTX	677.60
2/13	INV-PAYMTS CPA STATE FISCAL CTX	678.30
2/13	INV-PAYMTS CPA STATE FISCAL CTX	678.48
2/13	INV-PAYMTS CPA STATE FISCAL CTX	5,106.69

NOTICE: SEE REVERSE SIDE FOR IMPORTANT INFORMATION

012157



TXBT-019-012096-001-018-180301 012157 X05
75103149626

Date 2/28/18
PRIMARY ACCOUNT
ENCLOSURES

Page 2
1910512
326

TREASURER OF VAN ZANDT COUNTY
FINANCIAL CLEARING
121 E DALLAS RM 101
CANTON TX 75103

PUBLIC FUNDS CHECKING

1910512 (continued)

DEPOSITS AND OTHER CREDITS		
Date	Description	Amount
2/15	INV-PAYMTS CPA STATE FISCAL CTX	200.00
2/16	INV-PAYMTS TX SEC OF STATE CTX	623.37
2/20	INV-PAYMTS JUVENILE JUSTICE CTX	100.00
2/22	INV-PAYMTS COMP JUDICIARY CTX	326.54
2/23	INV-PAYMTS TX DPT CRIML JST CTX	534.10
2/23	INV-PAYMTS COMP JUDICIARY CTX	5,032.00
2/23	INV-PAYMTS COMP JUDICIARY CTX	5,050.00
2/26	DEPOSIT	18,273.51
2/26	DEPOSIT	321,685.97
2/27	Trsf from jury clearing voided jury checks Confirmation number 227180369	18.00
2/28	DEPOSIT	37,190.08

WITHDRAWALS AND OTHER DEBITS

Date	Description	Amount
2/06	Transf to Jury clearing Jury checks Confirmation number 206180276	656.00-
2/08	Transf to Payroll clearing Payroll 2/9/2018 Confirmation number 208180397	200,368.21-
2/08	PAYMENT VISA \WEB	593.61-
2/08	PAYMENT BANKCARD \TEL	940.71-
2/09	Transf to Debt services 1/25-1/31/2018 Confirmation number 209180243	98,875.09-
2/09	CHILDSUPP Texas SDU CCD 180390000606780	214.62-

TXBT-019-012096-001-018-180301 012157 X05



Date 2/28/18
 PRIMARY ACCOUNT
 ENCLOSURES

Page 4
 1910512
 326

TREASURER OF VAN ZANDT COUNTY
 FINANCIAL CLEARING
 121 E DALLAS RM 101
 CANTON TX 75103

PUBLIC FUNDS CHECKING 1910512 (Continued)

WITHDRAWALS AND OTHER DEBITS

Date	Description	Amount
2/26	CHILDSUPP Texas SDU CCD 180540000620265	400.92-
2/27	Transf to Jury Clearing Jury checks Confirmation number 227180367	2,292.00-
2/27	INSURANCE AFLAC CCD 0XH48289021	6,590.86-
2/28	Transf to Payroll Clearing Kines Confirmation number 228180194	889.48-

CHECKS IN NUMERICAL ORDER

Date	Check No	Amount	Date	Check No	Amount
2/26	59226	7.00	2/05	60511*	228.49
2/02	59703*	750.00	2/16	60512	26.51
2/06	59885*	1,250.00	2/01	60517*	302.13
2/06	60069*	23.20	2/02	60518	95.16
2/06	60087*	1,399.54	2/01	60519	5,268.00
2/12	60114*	792.53	2/15	60520	284.64
2/21	60209*	495.00	2/01	60521	68.00
2/01	60252*	60.00	2/01	60522	2,737.80
2/09	60284*	125.00	2/08	60523	441.00
2/01	60323*	23.48	2/02	60524	378.16
2/01	60327*	65.00	2/02	60525	549.30
2/01	60330*	45.49	2/08	60527*	431.25
2/02	60331	33.07	2/05	60528	350.00
2/22	60347*	950.00	2/02	60530*	5,850.00
2/05	60348	600.53	2/02	60535*	3,818.24
2/12	60368*	360.00	2/01	60538*	12.00
2/13	60383*	600.53	2/12	60541*	510.00
2/12	60408*	510.00	2/02	60547*	533.03
2/02	60413*	101.50	2/01	60548	260.05
2/12	60453*	792.53	2/06	60555*	750.00
2/12	60493*	610.64	2/16	60557*	76.50
2/01	60496*	8.95	2/01	60561*	541.38
2/06	60499*	220.83	2/05	60562	725.00
2/01	60501*	535.12	2/07	60564*	7.00

* Indicates break in check number sequence

TXBT-019-012096-001-018-180301 012157 X05



Date 2/28/18
 PRIMARY ACCOUNT
 ENCLOSURES

Page 6
 1910512
 326

TREASURER OF VAN ZANDT COUNTY
 FINANCIAL CLEARING
 121 E DALLAS RM 101
 CANTON TX 75103

PUBLIC FUNDS CHECKING

1910512 (Continued)

CHECKS IN NUMERICAL ORDER

Date	Check No	Amount	Date	Check No	Amount
2/16	60702	147.86	2/15	60745	92.89
2/12	60703	975.00	2/16	60746	220.50
2/14	60704	53.64	2/13	60747	16.80
2/13	60705	9,126.35	2/14	60748	750.00
2/13	60706	1,800.00	2/23	60749	600.53
2/16	60707	301.35	2/26	60750	85.47
2/16	60708	180.00	2/15	60752*	31.82
2/08	60709	217.60	2/14	60753	653.00
2/16	60710	79.37	2/27	60754	19.79
2/16	60711	270.63	2/14	60755	1,570.90
2/21	60712	120.00	2/13	60756	1,768.56
2/12	60713	4,467.00	2/09	60757	520.83
2/26	60716*	600.53	2/07	60758	150.38
2/15	60717	28.00	2/14	60759	42.50
2/27	60718	1,206.06	2/09	60760	520.83
2/12	60719	161.49	2/16	60763*	323.58
2/16	60720	543.00	2/13	60764	1,250.00
2/13	60721	1,950.00	2/26	60765	500.00
2/21	60722	3,199.57	2/13	60766	1,575.00
2/20	60723	600.53	2/21	60767	1,000.00
2/15	60724	17.00	2/13	60768	344.20
2/13	60725	2,674.91	2/15	60769	2,156.41
2/12	60726	15.00	2/15	60770	64.40
2/15	60727	125.00	2/08	60771	92.50
2/15	60728	1,049.28	2/15	60772	1,550.00
2/14	60729	1,201.05	2/16	60773	85.54
2/16	60730	305.67	2/20	60774	90.00
2/08	60731	302.80	2/26	60775	765.48
2/08	60732	372.00	2/13	60776	85.00
2/16	60733	950.00	2/12	60777	3,259.86
2/08	60734	6.00	2/21	60778	50.00
2/20	60735	1,500.00	2/13	60779	159.00
2/13	60736	110.00	2/14	60780	285.00
2/14	60737	1,045.00	2/20	60781	500.00
2/14	60739*	2,577.00	2/26	60782	600.00
2/15	60740	1,399.09	2/14	60783	63.98
2/14	60742*	3,637.80	2/12	60784	8,207.00
2/13	60743	1,123.40	2/21	60785	792.53
2/14	60744	176.00	2/21	60786	1,962.97

* Indicates break in check number sequence

TXBT-019-012096-001-018-180301 012157 X05



Date 2/28/18
 PRIMARY ACCOUNT
 ENCLOSURES

Page 8
 1910512
 326

TREASURER OF VAN ZANDT COUNTY
 FINANCIAL CLEARING
 121 E DALLAS RM 101
 CANTON TX 75103

PUBLIC FUNDS CHECKING

1910512 (Continued)

CHECKS IN NUMERICAL ORDER

Date	Check No	Amount	Date	Check No	Amount
2/23	60913	100.00	2/26	60939	67.90
2/27	60914	255.42	2/27	60941*	46,243.30
2/23	60915	113.00	2/28	60942	119.00
2/26	60917*	3,873.43	2/27	60943	168.97
2/26	60918	370.72	2/28	60944	71.39
2/26	60919	979.23	2/26	60946*	110.20
2/28	60920	2,822.48	2/21	60947	1,000.00
2/28	60922*	292.50	2/27	60948	822.31
2/26	60923	691.94	2/28	60952*	40.00
2/22	60925*	8.50	2/27	60958*	11,752.00
2/27	60928*	500.00	2/27	60959	128.25
2/27	60929	25.50	2/27	60960	805.10
2/27	60930	1,273.50	2/27	60961	2,050.75
2/27	60931	8,568.79	2/27	60962	201.61
2/27	60933*	225.00	2/27	60964*	2,465.05
2/28	60935*	350.00	2/28	60966*	106.60
2/21	60936	1,550.40	2/28	60967	120,680.84
2/26	60937	725.79	2/26	60969*	58,949.34
2/27	60938	660.53			

* Indicates break in check number sequence

DAILY BALANCE INFORMATION

Date	Balance	Date	Balance	Date	Balance
2/01	2,045,856.43	2/12	3,854,942.40	2/22	3,358,256.77
2/02	2,030,201.30	2/13	3,799,564.43	2/23	3,302,141.59
2/05	4,070,228.41	2/14	3,757,747.38	2/26	3,544,344.68
2/06	3,953,792.19	2/15	3,666,991.27	2/27	3,428,403.39
2/07	3,953,972.65	2/16	3,596,553.71	2/28	3,317,698.66
2/08	3,811,738.94	2/20	3,592,118.00		
2/09	3,879,410.80	2/21	3,577,985.04		

END OF STATEMENT

TexPool Participant Services
 C/O Federated Investors Inc.
 1001 Texas Avenue, Suite 1400
 Houston, TX 77002



Participant Statement

VAN ZANDT COUNTY
 FINANCIAL CLEARING FUND
 ATTN TERI PRUITT
 121 E DALLAS ST STE 101
 CANTON TX 75103-1496

Statement Period **02/01/2018 - 02/28/2018**

Page 1 of 2

Customer Service **1-866-TEX-POOL**
 Location ID **000078331**
 Investor ID **000009623**

TexPool Update

It's spring cleaning time! Review a current listing of your authorized representatives and contact information by requesting an Account Information Report from TexConnect or the TexPool Participant Services team. If any of your information has changed, be sure to submit the proper maintenance form, found under Account Documents, so that our records may be updated.

TexPool Summary

Pool Name	Beginning Balance	Total Deposits	Total Withdrawals	Total Interest	Current Balance	Average Balance
Texas Local Government Investment Pool	\$9,106,515.00	\$0.00	\$0.00	\$9,387.25	\$9,115,902.25	\$9,106,850.26
Total Dollar Value	\$9,106,515.00	\$0.00	\$0.00	\$9,387.25	\$9,115,902.25	

Portfolio Value

Pool Name	Pool/Account	Market Value (02/01/2018)	Share Price (02/28/2018)	Shares Owned (02/28/2018)	Market Value (02/28/2018)
Texas Local Government Investment Pool	449/2340100001	\$9,106,515.00	\$1.00	9,115,902.250	\$9,115,902.25
Total Dollar Value		\$9,106,515.00			\$9,115,902.25

Interest Summary

Pool Name	Pool/Account	Month-to-Date Interest	Year-to-Date Interest
Texas Local Government Investment Pool	449/2340100001	\$9,387.25	\$16,498.96
Total		\$9,387.25	\$16,498.96



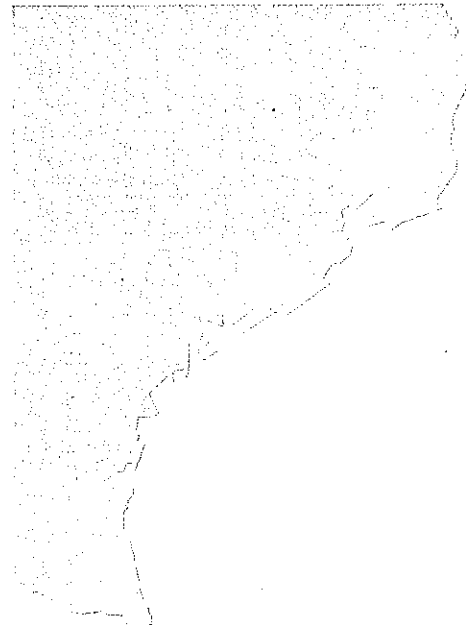
Transaction Detail

Texas Local Government Investment Pool

Participant: VAN ZANDT COUNTY

Pool/Account: 449/2340100001

Transaction Date	Settlement Date	Transaction Description	Transaction Dollar Amount	Share Price	Shares This Transaction	Shares Owned
02/01/2018	02/01/2018	BEGINNING BALANCE	\$9,106,515.00	\$1.00		9,106,515.000
02/28/2018	02/28/2018	MONTHLY POSTING	\$9,387.25	\$1.00	9,387.250	9,115,902.250
Account Value as of 02/28/2018			\$9,115,902.25	\$1.00		9,115,902.250





Summary Statement

February 2018

Van Zandt County

121 East Dallas Street, Room 101
 Canton, TX 75103
 U.S.A.

TXCLASS

Average Monthly Yield: 1.62%

	Beginning Balance	Contributions	Withdrawals	Income Earned	Income Earned YTD	Average Daily Balance	Month End Balance
TX-01-0250-0001 FINANCIAL CLEARING	755,571.30	0.00	0.00	938.12	1,933.32	756,071.71	756,509.42
Total	755,571.30	0.00	0.00	938.12	1,933.32	756,071.71	756,509.42



Account Statement

February 2018

Van Zandt County

121 East Dallas Street, Room 101
 Canton, TX 75103
 U.S.A.

TXCLASS

TX-01-0250-0001


Summary

Average Monthly Yield: 1.62%

		Beginning Balance	Contributions	Withdrawals	Income Earned	Average Daily Balance	Month End Balance
TX-01-0250-0001	FINANCIAL CLEARING	755,571.30	0.00	0.00	938.12	756,071.71	756,509.42

Transactions

Transaction Date	Transaction Description	Contributions & Income Earned	Withdrawals	Balance	Transaction Number
02/01/2018	Beginning Balance			755,571.30	
02/28/2018	Income Earned For The Period	938.12			
02/28/2018	Ending Balance			756,509.42	



Daily Rates

February 2018

TXCLASS

Date	Dividend Rate	Daily Yield
01-Feb-18	0.000043530	1.59%
02-Feb-18	0.000043589	1.59%
03-Feb-18	0.000043589	1.59%
04-Feb-18	0.000043589	1.59%
05-Feb-18	0.000043427	1.59%
06-Feb-18	0.000043996	1.61%
07-Feb-18	0.000043742	1.60%
08-Feb-18	0.000043794	1.60%
09-Feb-18	0.000043975	1.61%
10-Feb-18	0.000043975	1.61%
11-Feb-18	0.000043975	1.61%
12-Feb-18	0.000044044	1.61%
13-Feb-18	0.000044318	1.62%
14-Feb-18	0.000044348	1.62%
15-Feb-18	0.000044308	1.62%
16-Feb-18	0.000044523	1.63%
17-Feb-18	0.000044523	1.63%
18-Feb-18	0.000044523	1.63%
19-Feb-18	0.000044523	1.63%
20-Feb-18	0.000044523	1.63%
21-Feb-18	0.000044833	1.64%
22-Feb-18	0.000044824	1.64%
23-Feb-18	0.000045038	1.64%
24-Feb-18	0.000045038	1.64%
25-Feb-18	0.000045038	1.64%
26-Feb-18	0.000045071	1.65%
27-Feb-18	0.000045071	1.65%
28-Feb-18	0.000045171	1.65%