


Van Zandt County
Monthly Financial & Investment Report
Month Ending October 31, 2018

TO BE RECORDED IN THE November 28, 2018 MINUTES
OF THE COMMISSIONERS' COURT
BY VAN ZANDT COUNTY CLERK.

SUBMITTED THIS THE 21TH DAY OF November 2018




Kenny Edwards, Treasurer

The Van Zandt County Commissioners' Court, having reviewed the Treasurer's Report as presented, having taken reasonable steps to ensure its accuracy, and based upon presentations of the Treasurer's Office, does hereby approve the Report, subject to the independent auditor's review and does further order that it be filed with the official minutes of this meeting. {LGC 114.026(c)}

In addition, the below signatures affirm that the Treasurers' Report complies with statutes as referenced. {LGC 114.026(d)}S



Don Kirkpatrick, Van Zandt County Judge




Brandon Brown

Commissioner Precinct #1




Keith Pearson

Commissioner Precinct #3



Virgil Melton, Jr.

Commissioner Precinct #2



Tim West

Commissioner Precinct #4

FUND NAME	CHECKING ACCOUNT	CHECKING AMOUNT	TDOA ACCOUNT	TDOA AMOUNT	FUND TOTAL
2019 010 GENERAL FUND	FIN CLEAR AMERICAN CITY JURY	232,031.74-	TDOA MBIA	844,212.77 1,295.44	616,819.47
2019 012 RESERVE FUNDS	FIN CLEAR		TDOA MBIA		
2019 015 SHERIFF FORFEITURE FUND	FIN CLEAR AMERICAN	8,990.75	TDOA MBIA	24,869.24	33,859.99
2019 016 DA FORFEITURE FUND	FIN CLEAR		TDOA MBIA		
	ESCRW #1	3,099.20			
	ESCRW #2	1,817.87			
	ESCRW #3	1,169.27			
	ESCRW #4	301.90			
	ESCRW #5	802.12			
	ESCRW #6	556.03			
	ESCRW #7	2,468.53			
	ESCRW #8				
	ESCRW #9	1,018.06			
	ESCRW #10	5,077.85			
	ESCRW #11	2,814.81			
	ESCRW #12	11,514.49			
	ESCRW #13				
	ESCRW #14				
	ESCRW #15				
	ESCRW #16				
	ESCRW #17	8,257.40			
	ESCRW #18				
	ESCRW #19	1,533.72			
	ESCRW #20	3,506.43			
	ESCRW #21				
	ESCRW #22	2,302.71			
	ESCRW #23				
	ESCRW #24	12,372.25			
	ESCRW #25	527.21			
	ESCRW #26				
	ESCRW #27	2,920.26			
	ESCRW #28	2,708.15			
	ESCRW #29	940.87			
	ESCRW #30	536.50			
	ESCRW #31	328.05			
	ESCRW #32	2,100.93			
	ESCRW #33				
	ESCRW #34	202.31			
	ESCRW #35				
	ESCRW #36	3,123.78			
	ESCRW #37				
	ESCRW #38				
	ESCRW #39	1,477.01			
	ESCRW #40				
	ESCRW #41	1,424.33			
	ESCRW #42				
	ESCRW #43				
	ESCRW #44				
	ESCRW #45				

COMBINED STATEMENT OF CASH POSITION FOR OCTOBER

FUND NAME	CHECKING ACCOUNT	CHECKING AMOUNT	TDOA ACCOUNT	TDOA AMOUNT	FUND TOTAL
2019 017 BUILDING SECURITY FUND	ESCROW #46				
	ESCROW #47				
	ESCROW #48				
	ESCROW #49				
	ESCROW #50				
	ESCROW #51				
	ESCROW #52				
	ESCROW #53				
	ESCROW #54				
	ESCROW #55				
	ESCROW #56				
	ESCROW #57				
	ESCROW #58				
	ESCROW #59				
	ESCROW #60				
ESCROW #61					
ESCROW #62					
ESCROW #63					
ESCROW #64					
ESCROW #65					
ESCROW #66					
ESCROW #67					
ESCROW #68					
ESCROW #69					
ESCROW #70					
ESCROW #71					
ESCROW #72					
ESCROW #73					
ESCROW #74					
ESCROW #75					
ESCROW #76					
ESCROW #77					
ESCROW #78					
ESCROW #79					
ESCROW #80					
ESCROW #81					
ESCROW #82					
ESCROW #83					
ESCROW #84					
ESCROW #85					
ESCROW #86					
ESCROW #87					
ESCROW #88					
	FIN CLEAR				
		7,974.95	TDOA		96,673.76
			MBIA		7,974.95
2019 018 JUSTICE COURT BLDG SECURITY FUND	FIN CLEAR	2,566.15	TDOA	9,130.35	11,696.50
2019 019 DA FORFEITURE FUND	ESCROW #13	987.38			
	ESCROW #14	1,161.47			
	ESCROW #15	6,481.51			
	ESCROW #16	2,947.52			
	ESCROW #15	1,679.89			
	FIN CLEAR				
		96,253.21	TDOA	199,426.48	13,257.77

FUND NAME	CHECKING ACCOUNT	CHECKING AMOUNT	TDOA ACCOUNT	TDOA AMOUNT	FUND TOTAL
2019 022 ROAD & BRIDGE - PCT. 2	FIN CLEAR	97,941.39	TDOA MBIA	258,381.91	568,234.80
2019 023 ROAD & BRIDGE - PCT. 3	FIN CLEAR	62,391.73	TDOA MBIA	498,130.94	560,523.32
2019 024 ROAD & BRIDGE - PCT. 4	FIN CLEAR	101,794.93	TDOA MBIA	278,620.56	380,769.13
2019 026 ROAD & BRIDGE - GEN	FIN CLEAR	30,811.86	TDOA MBIA	353.64	31,439.83
2019 031 COUNTY ROAD FUND - PCT. 1	FIN CLEAR		TDOA MBIA	627.97	
2019 032 COUNTY ROAD FUND - PCT. 2	FIN CLEAR	434.00-	TDOA MBIA		434.00-
2019 033 COUNTY ROAD FUND - PCT. 3	FIN CLEAR		TDOA MBIA		
2019 034 COUNTY ROAD FUND - PCT. 4	FIN CLEAR		TDOA MBIA		
2019 035 VICTIM COORDINATOR GRANT	FIN CLEAR	12,316.52-	TDOA MBIA		12,316.52-
2019 036 DA FORFEITURE FUND II	FIN CLEAR	2,808.78-	TDOA MBIA	22,952.61	20,143.83
2019 037 CONSTABLE PCT #4 SEIZURE	FIN CLEAR	760.89	TDOA MBIA	5,706.80	6,467.69
2019 040 COUNTY LAW LIBRARY FUND	FIN CLEAR	6,824.16	TDOA MBIA	49,005.96	55,830.12
2019 042 COUNTY FREE LIBRARY	FIN CLEAR	34,861.42	TDOA MBIA		34,861.42
2019 043 COMMUNITY LIBRARY CONTRIBUTION	FIN CLEAR	441.10	TDOA MBIA		441.10
2019 047 DIGITIZE RECORDS	FIN CLEAR	3,318.80	TDOA MBIA	70,624.17	73,942.97
2019 048 SUPPLEMENTAL GUARDIANSHIP	FIN CLEAR	2,017.22	TDOA	28,555.26	30,572.48
2019 049 COUNTY CHILD ABUSE PREVENTION	FIN CLEAR	1,335.19	TDOA	6,087.54	7,422.73
2019 050 COURT RELATED PROGRAMS	FIN CLEAR	817.53	TDOA MBIA	15,339.35	16,156.88
2019 052 COUNTY & DISTRICT TECH FUND	FIN CLEAR	845.24	TDOA MBIA	3,571.02	4,416.26

FUND NAME	CHECKING ACCOUNT	CHECKING AMOUNT	TDOA ACCOUNT	TDOA AMOUNT	FUND TOTAL
2019 053 CAPITALCREDITSECONOMICDEVELOP	FIN CLEAR	3,056.59	TDOA	239,215.54	242,272.13
2019 054 DISTRICT CLERK TECHNOLOGY FUP	FIN CLEAR	3,370.11	TDOA	13,550.90	16,921.01
2019 055 CHAPTER 19	FIN CLEAR	15.96	TDOA MBIA		15.96
2019 056 COUNTY RECORDS FUND	FIN CLEAR	7,378.03	TDOA MBIA	112,819.74	120,197.77
2019 057 COUNTY CLERK RECORDS FUND	FIN CLEAR	2,572.87	TDOA MBIA	117,676.53	120,249.40
2019 058 DISTRICT CLERK RECORDS FUND	FIN CLEAR	2,564.39	TDOA	5,757.70	8,322.09
2019 059 COUNTY CLERK ARCHIVE	FIN CLEAR	12,270.66	TDOA	215,964.10	228,234.76
2019 064 CAPITAL PROJECT ROADS PCT NO	FIN CLEAR		TDOA MBIA		
2019 070 PERMANENT IMPROVEMENT FUND	FIN CLEAR		TDOA MBIA		
2019 075 RIGHT-OF-WAY FUND	FIN CLEAR		TDOA MBIA		
2019 084 TAX ANTICIPATION NOTES	FIN CLEAR		TDOA MBIA		
2019 085 DEBT SERVICE FUND	DEBT CL	49,565.89	TDOA MBIA	192,257.50	495,031.58
2019 087 VZC INDIGENT HEALTH PROGRAM	FIN CLEAR	52,557.33	TDOA MBIA	150,000.00	202,557.33
2019 088 SOIL CONSERVATION DIST FUND	FIN CLEAR	1,742.01	TDOA MBIA	12,961.73	14,703.74
2019 090 APPELLATE JUSTICE SYSTEM FUN	FIN CLEAR	420.35	TDOA MBIA		420.35
2019 095 PAYROLL CLEARING ACCOUNT.	PAYCLEAR	194,039.82	MBIA		194,039.82
2019 096 GEN FIXED ASSETS ACCOUNT GRP			MBIA		
2019 097 LONG TERM DEBT GROUP			MBIA		
2019 131 VAN ZANDT COUNTY JAIL	FIN CLEAR	58,823.56	TDOA MBIA	315,000.00	256,176.44
2019 132 VAN ZANDT COUNTY SHERIFF DEPT	FIN CLEAR	78,361.85	TDOA MBIA	160,000.00	81,638.15
2019 135 CAPITAL MURDER	FIN CLEAR		TDOA		
2019 136 HOMELAND SECURITY GRANT	FIN CLEAR		TDOA		

FUND NAME	CHECKING ACCOUNT	CHECKING AMOUNT	TDOA ACCOUNT	TDOA AMOUNT	FUND TOTAL
2019 139 HOMETLAND SECURITY GRANT P25	FIN CLEAR	302.99-	TDOA MBIA		302.99-
2019 141 BULLET PROOF VEST GRANT	FIN CLEAR	5,430.50-	TDOA MBIA		5,430.50-
2019 145 SOLID WASTE GRANT	FIN CLEAR	203.03	TDOA		203.03
2019 261 CAPITAL PROJECT ROADS PCT NOFIN	CLEAR		TDOA		
2019 262 CAPITAL PROJECT ROADS PCT NOFIN	CLEAR		TDOA		
2019 264 CAPITAL PROJECT PCT 4	FIN CLEAR		TDOA		
2019 400 FRUITVALE 2011 TXCDBG	710056WALTER				
2019 401 BENNHERLEWESC	71348911131115				
2019 402 LITTLEHOPEMOOREWESC	7130260813				
2019 540 PRETRIAL SUPERVISION	FIN CLEAR	13,064.31	TDOA	127,982.26	141,046.57
2019 541 COMMUNITY SUP & CORRECTIONS	FIN CLEAR	12,041.67	TDOA MBIA	394,777.69	406,819.36
2019 542 ADULT PROBATION CIVIL	FIN CLEAR	11,952.54	TDOA MBIA	39,643.42	352,193.30
2019 543 HIGH RISK SUBSTANCE ABUSE -CFIN	CLEAR	2,791.64-	TDOA MBIA		2,791.64-
2019 544 HIGH RISK SEX OFFENDER -CCP	FIN CLEAR	6,498.56	TDOA		6,498.56
2019 545 GRANT C COMMIT REDUCTION PROFIN	CLEAR	5,884.03			5,884.03
2019 546 JUVENILE PROBATION FUND	FIN CLEAR	121,958.68-	TDOA MBIA		121,958.68-
2019 547 VZCJPD STATE AID GRANT	FIN CLEAR	25,341.88	TDOA MBIA		25,341.88
2019 548 VZCJPD PROGRESSIVE SANCTIONSFIN	CLEAR		TDOA MBIA		
2019 549 VZCJPD - GRANT N	FIN CLEAR	32,563.26	TDOA MBIA		32,563.26
2019 550 D A SUPPLEMENTAL FUND	FIN CLEAR	4,377.83	TDOA MBIA	2,643.04	7,020.87
2019 551 VOICES - JUV CJD GRANT	FIN CLEAR	13,151.87-	TDOA		13,151.87-
2019 552 ETCOG RESIDENTIAL	FIN CLEAR	2,782.08-	TDOA MBIA		2,782.08-
2019 553 V - JUV PROB POST FUND	FIN CLEAR		TDOA MBIA		

DATE 11/21/2018 TIME 10:07

COMBINED STATEMENT OF CASH POSITION FOR OCTOBER

FUND NAME	CHECKING ACCOUNT	CHECKING AMOUNT	TDOA ACCOUNT	TDOA AMOUNT	FUND TOTAL
2019 554 GRANT I SECURE PELONY RETMB	FIN CLEAR	665.00-	TDOA		665.00-
2019 555 JUVENILE PROBATION INTEREST	FIN CLEAR	45.52	TDOA MBIA	23,769.76	23,815.28
2019 556 REGIONAL SERVICE ENHANCEMENT	FIN CLEAR	155,177.79			155,177.79
2019 557 GRANT I	FIN CLEAR				
2019 558 GRANT S	FIN CLEAR	5,707.06			5,707.06
2019 559 MENTAL IMPAIRMENT CASELOAD	FIN CLEAR	14,315.95-	TDOA MBIA		14,315.95-
2019 560 SALARY ADJUSTMENT FOR JUV PRFIN	CLEAR		TDOA MBIA		
2019 562 TITLE IV-E FEDERAL FOSTER CAFIN	CLEAR	6.70-	TDOA MBIA		6.70-
2019 565 INDIGENT DEFENSE GRANT	FIN CLEAR	31,649.01	TDOA	311.44	31,960.45
2019 567 FIRE MARSHAL	FIN CLEAR	48,334.25	TDOA	126,350.65	174,684.90
2019 568 TECHNOLOGY RESOURCES	FIN CLEAR	1.50	TDOA		1.50
2019 569 HAVA ELECTION GRANT	FIN CLEAR	12,953.03			12,953.03
2019 570 GOLDEN WATER SUPPLY CORP					
2019 580 D.A. CHECK COLLECTION FUND	FIN CLEAR	3,825.49	TDOA MBIA	10,357.50	14,182.99
2019 591 CONSTABLE #1 TLEOSE FUND	FIN CLEAR	1,168.24	TDOA MBIA		1,168.24
2019 592 CONSTABLE #2 TLEOSE FUND	FIN CLEAR	1,184.54	MBIA		1,184.54
2019 593 CONSTABLE #3 TLEOSE FUND	FIN CLEAR	678.30	MBIA		678.30
2019 594 CONSTABLE #4 TLEOSE FUND	FIN CLEAR	4,266.32	TDOA MBIA		4,266.32
2019 595 SHERIFF TLEOSE FUND	FIN CLEAR	6,746.95	MBIA		6,746.95
2019 596 DA TLEOSE FUND	FIN CLEAR	941.88	MBIA		941.88
2019 597 VZC COMMISSARY PERSONNEL FUNN	FIN CLEAR		MBIA		
2019 600 JUSTICE COURT TECHNOLOGY FUNN	FIN CLEAR	5,761.07	TDOA MBIA	46,629.61	52,390.68
2019 602 CHILD ADVOCACY	FIN CLEAR				
2019 800 CONTRIBUTION RELIEF FUND	FIN CLEAR		TDOA	16,082.93	16,082.93

DATE 11/21/2018 TIME 10:07

COMBINED STATEMENT OF CASH POSITION FOR OCTOBER

FUND NAME	CHECKING ACCOUNT	CHECKING AMOUNT	TDOA ACCOUNT	TDOA AMOUNT	FUND TOTAL
2019 802 VETERAN'S MEMORIAL WALL FUND	FIN CLEAR		TDOA		
2019 803 HISTORICAL COMMISSION	FIN CLEAR	2,539.01	TDOA	5,125.63	7,664.64
2019 804 VAN TORNADO-ASSISTANCE	FIN CLEAR	31,449.37-			31,449.37-
2019 805 FEMA - DEC 2015 STORM	FIN CLEAR	470.66	TDOA		470.66
2019 806 FEMA APRIL 2016 STORM	FIN CLEAR				
2019 807 HAZARD MITIGATION GRANT	FIN CLEAR		TDOA		
2019 808 COURTHOUSE PLANNING GRANT	FIN CLEAR	90,765.60-			90,765.60-
2019 809 PRETRIAL INTERVENTION PROGRAM	FIN CLEAR	12,100.00	TDOA		12,100.00
TOTAL		639,855.96		5,411,490.86	6,051,346.82

CHECK ACCOUNT

CHECK

ACCOUNT BALANCE - FIN CLEAR	282,975.72
ACCOUNT BALANCE - CTY JURY	3,343.00
ACCOUNT BALANCE - ESCROW #1	3,099.20
ACCOUNT BALANCE - ESCROW #2	1,817.87
ACCOUNT BALANCE - ESCROW #3	1,169.27
ACCOUNT BALANCE - ESCROW #4	301.90
ACCOUNT BALANCE - ESCROW #5	802.12
ACCOUNT BALANCE - ESCROW #6	556.03
ACCOUNT BALANCE - ESCROW #7	2,468.53
ACCOUNT BALANCE - ESCROW #9	1,018.06
ACCOUNT BALANCE - ESCROW #10	5,077.85
ACCOUNT BALANCE - ESCROW #11	2,814.81
ACCOUNT BALANCE - ESCROW #12	11,514.49
ACCOUNT BALANCE - ESCROW #13	987.38
ACCOUNT BALANCE - ESCROW #14	1,161.47
ACCOUNT BALANCE - ESCROW #15	6,481.51
ACCOUNT BALANCE - ESCROW #16	2,947.52
ACCOUNT BALANCE - ESCROW #17	8,257.40
ACCOUNT BALANCE - ESCROW #19	1,533.72
ACCOUNT BALANCE - ESCROW #20	3,506.43
ACCOUNT BALANCE - ESCROW #22	2,302.71
ACCOUNT BALANCE - ESCROW #24	12,372.25
ACCOUNT BALANCE - ESCROW #25	527.21
ACCOUNT BALANCE - ESCROW #27	2,920.26
ACCOUNT BALANCE - ESCROW #28	2,708.15
ACCOUNT BALANCE - ESCROW #29	940.87
ACCOUNT BALANCE - ESCROW #30	536.50
ACCOUNT BALANCE - ESCROW #31	328.05
ACCOUNT BALANCE - ESCROW #32	2,100.93
ACCOUNT BALANCE - ESCROW #35	202.31
ACCOUNT BALANCE - ESCROW #36	3,123.78
ACCOUNT BALANCE - ESCROW #39	1,477.01
ACCOUNT BALANCE - ESCROW #40	1,424.33
ACCOUNT BALANCE - ESCROW #45	1,679.89
ACCOUNT BALANCE - ESCROW #55	369.04
ACCOUNT BALANCE - ESCROW #58	2,629.16
ACCOUNT BALANCE - ESCROW #60	184.15
ACCOUNT BALANCE - ESCROW #69	5,023.94
ACCOUNT BALANCE - ESCROW #70	1,159.04
ACCOUNT BALANCE - ESCROW #72	4,285.26
ACCOUNT BALANCE - ESCROW #77	2,317.54
ACCOUNT BALANCE - ESCROW #79	354.29
ACCOUNT BALANCE - ESCROW #82	4,029.76
ACCOUNT BALANCE - ESCROW #84	639.14
ACCOUNT BALANCE - ESCROW #86	780.40
ACCOUNT BALANCE - DEBT CL	49,565.89
ACCOUNT BALANCE - PAYCLEAR	194,039.82
TOTAL	639,855.96

TDOA ACCOUNT

TDOA

ACCOUNT BALANCE - TDOA	4,644,120.60
ACCOUNT BALANCE - MBIA	767,370.26

TOTAL	5,411,490.86
-------	--------------

ACCOUNT NAME	BEGINNING CASH BALANCE	CASH RECEIPTS	CASH DISBURSEMENTS	ENDING CASH BALANCE
2019 010 GENERAL FUND				
CASH	1,000.00			1,000.00
COINS	499,496.03			232,031.74
RETURNED CHECK FEES		1,068,707.53	1,800,235.30	
AMERICAN NATIONAL CASH				
VZC JURY CASH CLEARING				
VZC CHECKING DEBT SERVICE	3,041.00	3,138.00	2,836.00	3,343.00
PETTY CASH COLLECTION-PCT. 1				
PETTY CASH-CITY CLERK	100.00			100.00
PETTY CASH-DIST CLERK	500.00			500.00
COUNTY COURT JURY CASH	400.00			400.00
DISTRICT COURT JURY CASH				
PETTY CASH-JP #1	200.00			200.00
PETTY CASH-JP #2	200.00			200.00
PETTY CASH - JP#4	200.00			200.00
PETTY CASH-SHERIFF	3,000.00			3,000.00
PETTY CASH-TAX COLLECTOR				
PETTY CASH - TAX COLL (BOAT)				
TIME DEPOSIT ON ACCOUNT (BOAT CR ACCT)	1,491,176.97	3,035.80	650,000.00	844,212.77
TIME DEPOSIT ON ACCOUNT	1,292.87	4.97	2.40	1,295.44
MBIA MUNICIPAL INVESTORS SERV	1,999,610.57	1,074,886.30	2,453,073.70	621,423.17
FUND TOTALS				
2019 012 RESERVE FUNDS				
CASH				
TIME DEPOSIT ON ACCOUNT				
MBIA MUNICIPAL INVESTORS SERV				
FUND TOTALS				
2019 015 SHERIFF FORFEITURE FUND				
CASH	11,774.36	673.74	3,457.35	8,990.75
AMERICAN NATIONAL CASH				
CASH-OTHER				
TIME DEPOSIT ON ACCOUNT	24,824.05	45.19		24,869.24
MBIA MUNICIPAL INVESTORS SERV				
FUND TOTALS	36,598.41	718.93	3,457.35	33,859.99
2019 016 DA FORFEITURE FUND				
CASH				
ESCROW/BART ROGERS	3,098.94	.00	.00	3,099.20
ESCROW/HURST-LANT	1,817.64	.23	.00	1,817.87
ESCROW/CALE	1,169.12	.15	.00	1,169.27
ESCROW/HALL	301.86	.04	.00	301.90
ESCROW/RANDALL MOORE	802.05	.07	.00	802.12
ESCROW/TIMOTHY HENSON				
ESCROW/DALTON KING	2,468.32	556.03	.00	556.03
ESCROW/TONY KHAMPA		.21	.00	2,468.53
ESCROW/STANLEY CRAVEN	1,017.93	.00	.00	1,018.06
ESCROW/JUAN RICARDO	5,077.42	.13	.00	5,077.85
ESCROW/CULPEPPER	2,814.51	.43	.00	2,814.81
ESCROW/	11,513.51	.24	.00	11,514.49
ESCROW/		.98	.00	
ESCROW/		.00	.00	
ESCROW/		.00	.00	
ESCROW/		.00	.00	
ESCROW/RODERICK LANDON	8,256.70	.70	.00	8,257.40

ACCOUNT NAME	BEGINNING CASH BALANCE	CASH RECEIPTS	CASH DISBURSEMENTS	ENDING CASH BALANCE
D. A. ESCROW/ROY A. PETERSON	1,533.52	.20	.00	1,533.72
D. A. ESCROW/COREY L. PARISH	3,506.14	.29	.00	3,506.43
D. A. ESCROW/JERRY WHITE, JR.	2,302.42	.29	.00	2,302.71
D. A. ESCROW/STROMILE/VEAL/WHI	12,371.20	1.05	.00	12,372.25
D. A. ESCROW/JAMES F CLINTON	527.14	.07	.00	527.21
D. A. ESCROW/MARIELA PEREZ	2,920.01	.25	.00	2,920.26
D. A. ESCROW/HEREDIA&GARCIA	2,707.92	.23	.00	2,708.15
D. A. ESCROW/DEWAYNE FRANKLIN	940.79	.08	.00	940.87
D. A. ESCROW/BRITTANY L BAILEY	536.44	.06	.00	536.50
D. A. ESCROW/A. RIOS	328.01	.04	.00	328.05
D. A. ESCROW/G. CAMARILLO	2,100.75	.18	.00	2,100.93
D. A. ESCROW/BRITTANY L BAILEY	1,122.87	.03	1,122.90	.00
D. A. ESCROW/DESARAE DAVIS	202.28	.03	.00	202.31
D. A. ESCROW/ROLAND & PLATT	3,123.39	.39	.00	3,123.78
D. A. ESCROW/RODNEY ROSS	1,476.82	.00	.00	1,477.01
D. A. ESCROW/POTTRUFF	1,424.14	.19	.00	1,424.33
D. A. ESCROW/DOUG MILLER	368.99	.05	.00	369.04
D. A. ESCROW/BRIAN BOWERS	2,628.83	.33	.00	2,629.16
D. A. ESCROW/SANDRA HOLDER	184.13	.02	.00	184.15
D. A. ESCROW/JOHN H TUCKER	5,023.30	.64	.00	5,023.94
D. A. ESCROW/BOWERS	1,158.89	.15	.00	1,159.04
D. A. ESCROW/BILLINGTON	4,284.71	.55	.00	4,285.26
D. A. ESCROW/	.00	.00	.00	.00

ACCOUNT NAME	BEGINNING CASH BALANCE	CASH RECEIPTS	CASH DISBURSEMENTS	ENDING CASH BALANCE
2019 021 ROAD & BRIDGE - PCT. 1	149,307.59	35,951.93	89,006.31	96,253.21
CASH DEPOSIT ON ACCOUNT	199,064.41	362.07	.00	199,426.48
MBIA MUNICIPAL INVESTORS SERV	3.49	.02	.01	3.50
FUND TOTALS	348,375.49	36,314.02	89,006.32	295,683.19
2019 022 ROAD & BRIDGE - PCT. 2	146,935.23	173,789.78	222,783.62	97,941.39
CASH DEPOSIT ON ACCOUNT	93,104.87	900,277.04	735,000.00	258,381.91
MBIA MUNICIPAL INVESTORS SERV	511,490.40	601,372.22	900,951.12	211,911.50
FUND TOTALS	751,530.50	1,675,439.04	1,858,734.74	568,234.80
2019 023 ROAD & BRIDGE - PCT. 3	158,809.13	85,369.00	181,786.40	62,391.73
CASH DEPOSIT ON ACCOUNT	547,176.41	954.53	50,000.00	498,130.94
MBIA MUNICIPAL INVESTORS SERV	.65	.00	.00	.65
FUND TOTALS	705,986.19	86,323.53	231,786.40	560,523.32
2019 024 ROAD & BRIDGE - PCT. 4	155,526.87	151,694.31	205,426.25	101,794.93
CASH DEPOSIT ON ACCOUNT	328,065.08	555.48	50,000.00	278,620.56
MBIA MUNICIPAL INVESTORS SERV	483,944.89	1.36	255,426.91	380,769.13
FUND TOTALS	478.66	40,004.87	8,086.38	31,439.83
2019 026 ROAD & BRIDGE - GEN	1,105.49	40,003.73	8,086.38	30,811.86
CASH DEPOSIT ON ACCOUNT	626.83	1.14	.00	627.97
MBIA MUNICIPAL INVESTORS SERV	.00	.00	.00	.00
FUND TOTALS	.00	.00	.00	.00
2019 031 COUNTY ROAD FUND - PCT. 1	.00	.00	.00	.00
CASH DEPOSIT ON ACCOUNT	.00	.00	.00	.00
MBIA MUNICIPAL INVESTORS SERV	.00	.00	.00	.00
FUND TOTALS	.00	.00	.00	.00
2019 032 COUNTY ROAD FUND - PCT. 2	434.00	.00	.00	434.00
CASH DEPOSIT ON ACCOUNT	.00	.00	.00	.00
MBIA MUNICIPAL INVESTORS SERV	.00	.00	.00	.00
FUND TOTALS	434.00	.00	.00	434.00
2019 033 COUNTY ROAD FUND - PCT. 3	.00	.00	.00	.00
CASH DEPOSIT ON ACCOUNT	.00	.00	.00	.00
MBIA MUNICIPAL INVESTORS SERV	.00	.00	.00	.00
FUND TOTALS	.00	.00	.00	.00
2019 034 COUNTY ROAD FUND - PCT. 4	.00	.00	.00	.00
CASH DEPOSIT ON ACCOUNT	.00	.00	.00	.00
MBIA MUNICIPAL INVESTORS SERV	.00	.00	.00	.00
FUND TOTALS	.00	.00	.00	.00

ACCOUNT NAME	BEGINNING CASH BALANCE	CASH RECEIPTS	CASH DISBURSEMENTS	ENDING CASH BALANCE
2019 035 VICTIM COORDINATOR GRANT	4,630.97-	.00	7,685.55-	12,316.52-
CASH	.00	.00	.00	.00
TIME DEPOSIT ON ACCOUNT	.00	.00	.00	.00
MBIA MUNICIPAL INVESTORS SERV	.00	.00	.00	.00
FUND TOTALS	4,630.97-	.00	7,685.55-	12,316.52-
2019 036 DA FORFEITURE FUND II	628.50	449.16	3,886.44-	2,808.78-
CASH	22,910.91	41.70	.00	22,952.61
TIME DEPOSIT ON ACCOUNT	.00	.00	.00	.00
MBIA MUNICIPAL INVESTORS SERV	23,539.41	490.86	3,886.44-	20,143.83
FUND TOTALS	23,539.41	490.86	3,886.44-	20,143.83
2019 037 CONSTABLE PCT #4 SEIZURE	760.89	.00	.00	760.89
CASH	5,696.44	10.36	.00	5,706.80
TIME DEPOSIT ON ACCOUNT	.00	.00	.00	.00
MBIA MUNICIPAL INVESTORS SERV	6,457.33	10.36	.00	6,467.69
FUND TOTALS	6,457.33	10.36	.00	6,467.69
2019 040 COUNTY LAW LIBRARY FUND	7,302.97	2,870.00	3,348.81-	6,824.16
CASH	48,916.90	89.06	.00	49,005.96
TIME DEPOSIT ON ACCOUNT	.00	.00	.00	.00
MBIA MUNICIPAL INVESTORS SERV	56,219.87	2,959.06	3,348.81-	55,830.12
FUND TOTALS	56,219.87	2,959.06	3,348.81-	55,830.12
2019 042 COUNTY FREE LIBRARY	42,958.15	8,111.35	16,208.08-	34,861.42
CASH	.00	.00	.00	.00
TIME DEPOSIT ON ACCOUNT	.00	.00	.00	.00
MBIA MUNICIPAL INVESTORS SERV	42,958.15	8,111.35	16,208.08-	34,861.42
FUND TOTALS	42,958.15	8,111.35	16,208.08-	34,861.42
2019 043 COMMUNITY LIBRARY CONTRIBUTION	441.10	.00	.00	441.10
CASH	.00	.00	.00	.00
TIME DEPOSIT ON ACCOUNT	.00	.00	.00	.00
MBIA MUNICIPAL INVESTORS SERV	441.10	.00	.00	441.10
FUND TOTALS	441.10	.00	.00	441.10
2019 047 DIGITIZE RECORDS	2,428.80	890.00	.00	3,318.80
CASH	70,495.83	128.34	.00	70,624.17
TIME DEPOSIT ON ACCOUNT	.00	.00	.00	.00
MBIA	72,924.63	1,018.34	.00	73,942.97
FUND TOTALS	72,924.63	1,018.34	.00	73,942.97
2019 048 SUPPLEMENTAL GUARDIANSHIP	1,837.22	180.00	.00	2,017.22
CASH	28,503.37	51.89	.00	28,555.26
TEXPOOL	30,340.59	231.89	.00	30,572.48
FUND TOTALS	30,340.59	231.89	.00	30,572.48
2019 049 COUNTY CHILD ABUSE PREVENTION	1,267.56	67.63	.00	1,335.19
CASH	6,076.48	11.06	.00	6,087.54
TIME DEPOSIT ON ACCOUNT	7,344.04	78.69	.00	7,422.73
FUND TOTALS	7,344.04	78.69	.00	7,422.73
2019 050 COURT RELATED PROGRAMS	817.53	.00	.00	817.53
CASH	817.53	.00	.00	817.53

ACCOUNT NAME	BEGINNING CASH BALANCE	CASH RECEIPTS	CASH DISBURSEMENTS	ENDING CASH BALANCE
2019 052 COUNTY & DISTRICT TECH FUND	690.68	154.56	.00	845.24
CASH	3,564.54	6.48	.00	3,571.02
TIME DEPOSIT ON ACCOUNT	.00	.00	.00	.00
MBIA	.00	.00	.00	.00
FUND TOTALS	4,255.22	161.04	.00	4,416.26
2019 053 CAPITALCREDITSECONOMICDEVELOP	40,556.59	15,000.00	52,500.00	3,056.59
CASH	213,772.44	40,443.10	15,000.00	239,215.54
TIME DEPOSIT ON ACCOUNT	254,329.03	55,443.10	67,500.00	242,272.13
FUND TOTALS				
2019 054 DISTRICT CLERK TECHNOLOGY FUND	2,840.11	530.00	.00	3,370.11
CASH	13,526.28	24.62	.00	13,550.90
TIME DEPOSIT ON ACCOUNT	.00	.00	.00	.00
MBIA MUNICIPAL INVESTORS SERV	16,366.39	554.62	.00	16,921.01
FUND TOTALS				
2019 055 CHAPTER 19	15.96	.00	.00	15.96
CASH	.00	.00	.00	.00
TIME DEPOSIT ON ACCOUNT	.00	.00	.00	.00
MBIA	.00	.00	.00	.00
FUND TOTALS	15.96	.00	.00	15.96
2019 056 COUNTY RECORDS FUND	5,825.59	1,902.44	350.00	7,378.03
CASH	112,614.71	205.03	.00	112,819.74
TIME DEPOSIT ON ACCOUNT	.00	.00	.00	.00
MBIA MUNICIPAL INVESTORS SERV	118,440.30	2,107.47	350.00	120,197.77
FUND TOTALS				
2019 057 COUNTY CLERK RECORDS FUND	6,545.14	15,588.73	19,561.00	2,572.87
CASH	122,457.72	218.81	5,000.00	117,676.53
TIME DEPOSIT ON ACCOUNT	.00	.00	.00	.00
MBIA MUNICIPAL INVESTORS SERV	129,002.86	15,807.54	24,561.00	120,249.40
FUND TOTALS				
2019 058 DISTRICT CLERK RECORDS FUND	3,251.03	321.10	1,007.74	2,564.39
CASH	5,747.25	10.45	.00	5,757.70
TIME DEPOSIT ON ACCOUNT	8,998.28	331.55	1,007.74	8,322.09
FUND TOTALS				
2019 059 COUNTY CLERK ARCHIVE	12,451.66	9,819.00	10,000.00	12,270.66
CASH	205,573.24	10,390.86	.00	215,964.10
TIME DEPOSIT ON ACCOUNT	218,024.90	20,209.86	10,000.00	228,234.76
FUND TOTALS				
2019 064 CAPITAL PROJECT ROADS PCT NO 4	.00	.00	.00	.00
CASH	.00	.00	.00	.00
TIME DEPOSIT ON ACCOUNT	.00	.00	.00	.00
MBIA MUNICIPAL INVESTORS SERV	.00	.00	.00	.00
FUND TOTALS	.00	.00	.00	.00
2019 070 PERMANENT IMPROVEMENT FUND	.00	.00	.00	.00
CASH				

ACCOUNT NAME	BEGINNING CASH BALANCE	CASH RECEIPTS	CASH DISBURSEMENTS	ENDING CASH BALANCE
2019 075 RIGHT-OF-WAY FUND				
CASH DEPOSIT ON ACCOUNT	.00	.00	.00	.00
MBIA MUNICIPAL INVESTORS SERV	.00	.00	.00	.00
FUND TOTALS	.00	.00	.00	.00
2019 084 TAX ANTICIPATION NOTES				
CASH	.00	.00	.00	.00
TIME DEPOSIT ON ACCOUNT	.00	.00	.00	.00
MBIA	.00	.00	.00	.00
FUND TOTALS	.00	.00	.00	.00
2019 085 DEBT SERVICE FUND				
CASH	45,730.94	3,834.95	.00	49,565.89
TIME DEPOSIT ON ACCOUNT	191,908.09	349.41	.00	192,257.50
MBIA MUNICIPAL INVESTORS SERV	252,705.02	973.08	469.91	253,208.19
FUND TOTALS	490,344.05	5,157.44	469.91	495,031.58
2019 087 VZC INDIGENT HEALTH PROGRAM				
CASH	100,828.93	9,821.93	58,093.53	52,557.33
TIME DEPOSIT ON ACCOUNT	100,000.00	50,000.00	.00	150,000.00
MBIA MUNICIPAL INVESTORS SERV	200,828.93	59,821.93	58,093.53	202,557.33
FUND TOTALS				
2019 088 SOIL CONSERVATION DIST FUND				
CASH	1,742.01	.00	.00	1,742.01
TIME DEPOSIT ON ACCOUNT	12,938.19	23.54	.00	12,961.73
MBIA MUNICIPAL INVESTORS SERV	14,680.20	23.54	.00	14,703.74
FUND TOTALS				
2019 090 APPELLATE JUSTICE SYSTEM FUND				
CASH	1,270.35	410.00	1,260.00	420.35
TIME DEPOSIT ON ACCOUNT	.00	.00	.00	.00
MBIA MUNICIPAL INVESTORS SERV	1,270.35	410.00	1,260.00	420.35
FUND TOTALS				
2019 095 PAYROLL CLEARING ACCOUNT.				
CASH	194,039.82	.00	.00	194,039.82
MBIA MUNICIPAL INVESTORS SERV	194,039.82	.00	.00	194,039.82
FUND TOTALS				
2019 096 GEN FIXED ASSETS ACCOUNT GRP				
MBIA MUNICIPAL INVESTORS SERV	.00	.00	.00	.00
FUND TOTALS	.00	.00	.00	.00
2019 097 LONG TERM DEBT GROUP				
MBIA MUNICIPAL INVESTORS SERV	.00	.00	.00	.00
FUND TOTALS	.00	.00	.00	.00
2019 131 VAN ZANDT COUNTY JAIL				
CASH	170,269.25	238,614.46	467,707.27	58,823.56
MEDICARE PAYABLE	.00	.00	.00	.00
VOUCHERS PAYABLE	.00	.00	.00	.00

ACCOUNT NAME	BEGINNING CASH BALANCE	CASH RECEIPTS	CASH DISBURSEMENTS	ENDING CASH BALANCE
2019 132 VAN ZANDT COUNTY SHERIFF DEPT				
CASH	131,917.00	225,616.76	435,895.61-	78,361.85-
TIME DEPOSIT ON ACCOUNT	60,000.00	100,000.00	.00	160,000.00
MBIA MUNICIPAL INVESTORS SERV	.00	.00	.00	.00
FUND TOTALS	191,917.00	325,616.76	435,895.61-	81,638.15
2019 135 CAPITAL MURDER				
CASH	.00	.00	.00	.00
TEXPOOL	.00	.00	.00	.00
FUND TOTALS	.00	.00	.00	.00
2019 136 HOMELAND SECURITY GRANT				
CASH	.00	.00	.00	.00
TIME DEPOSIT ON ACCOUNT	.00	.00	.00	.00
FUND TOTALS	.00	.00	.00	.00
2019 139 HOMELAND SECURITY GRANT P25 CO				
CASH	302.99-	.00	.00	302.99-
TIME DEPOSIT ON ACCOUNT	.00	.00	.00	.00
MBIA MUNICIPAL INVESTORS SERV	.00	.00	.00	.00
FUND TOTALS	302.99-	.00	.00	302.99-
2019 141 BULLET PROOF VEST GRANT				
CASH	5,430.50-	.00	.00	5,430.50-
TIME DEPOSIT ON ACCOUNT	.00	.00	.00	.00
MBIA MUNICIPAL INVESTORS SERV	.00	.00	.00	.00
FUND TOTALS	5,430.50-	.00	.00	5,430.50-
2019 145 SOLID WASTE GRANT				
CASH	203.03	.00	.00	203.03
TIME DEPOSIT ON ACCOUNT	.00	.00	.00	.00
FUND TOTALS	203.03	.00	.00	203.03
2019 261 CAPITAL PROJECT ROADS PCT NO 1				
CASH	.00	.00	.00	.00
TIME DEPOSIT ON ACCOUNT	.00	.00	.00	.00
FUND TOTALS	.00	.00	.00	.00
2019 262 CAPITAL PROJECT ROADS PCT NO 2				
CASH	.00	.00	.00	.00
TIME DEPOSIT ON ACCOUNT	.00	.00	.00	.00
FUND TOTALS	.00	.00	.00	.00
2019 264 CAPITAL PROJECT PCT 4				
CASH	.00	.00	.00	.00
TIME DEPOSIT ON ACCOUNT	.00	.00	.00	.00
FUND TOTALS	.00	.00	.00	.00
2019 400 FRUITVALE 2011 TXCDBG 710056				
CASH	.00	.00	.00	.00
WATER GRANT CASH	.00	.00	.00	.00
FUND TOTALS	.00	.00	.00	.00
2019 401 BENNHELEBEMSC 71348911131115				
CASH	.00	.00	.00	.00
FUND TOTALS	.00	.00	.00	.00

ACCOUNT NAME	BEGINNING CASH BALANCE	CASH RECEIPTS	CASH DISBURSEMENTS	ENDING CASH BALANCE
2019 402 LITTLEHOPEMOOREWSC713026081315				
CASH	.00	.00	.00	.00
WATER GRANT CASH	.00	.00	.00	.00
FUND TOTALS	.00	.00	.00	.00
2019 540 PRETRIAL SUPERVISION				
CASH	15,607.96	2,554.00	5,097.65	13,064.31
TDOA	127,749.69	232.57	.00	127,982.26
FUND TOTALS	143,357.65	2,786.57	5,097.65	141,046.57
2019 541 COMMUNITY SUP & CORRECTIONS				
CASH	55,694.30	31,220.81	74,873.44	12,041.67
PERTY CASH	100.00	.00	.00	100.00
TIME DEPOSIT ON ACCOUNT	369,064.38	25,713.31	.00	394,777.69
MBIA MUNICIPAL INVESTORS SERV	.00	.00	.00	.00
FUND TOTALS	424,858.68	56,934.12	74,873.44	406,919.36
2019 542 ADULT PROBATION CIVIL				
CASH	22,985.58	625.00	11,658.04	11,952.54
TDOA	329,276.11	610,367.31	900,000.00	39,643.42
MBIA	.00	900,597.34	600,000.00	300,597.34
FUND TOTALS	352,261.69	1,511,589.65	1,511,658.04	352,193.30
2019 543 HIGH RISK SUBSTANCE ABUSE -CCP				
CASH	2,086.53	.00	4,878.17	2,791.64
TIME DEPOSIT ON ACCOUNT	.00	.00	.00	.00
MBIA MUNICIPAL INVESTORS SERV	.00	.00	.00	.00
FUND TOTALS	2,086.53	.00	4,878.17	2,791.64
2019 544 HIGH RISK SEX OFFENDER -CCP				
CASH	12,539.62	.00	6,041.06	6,498.56
TIME DEPOSIT ON ACCOUNT	.00	.00	.00	.00
MBIA MUNICIPAL INVESTORS SERV	.00	.00	.00	.00
FUND TOTALS	12,539.62	.00	6,041.06	6,498.56
2019 545 GRANT C COMMIT REDUCTION PROG				
CASH	1,984.01	15,113.16	7,245.12	5,884.03
FUND TOTALS	1,984.01	15,113.16	7,245.12	5,884.03
2019 546 JUVENILE PROBATION FUND				
CASH	116,155.66	40,387.77	46,190.79	121,958.68
TIME DEPOSIT ON ACCOUNT	.00	.00	.00	.00
MBIA MUNICIPAL INVESTORS SERV	.00	.00	.00	.00
FUND TOTALS	116,155.66	40,387.77	46,190.79	121,958.68
2019 547 VZCJPD STATE AID GRANT				
CASH	22,686.92	105,520.81	57,492.01	25,341.88
TIME DEPOSIT ON ACCOUNT	.00	.00	.00	.00
MBIA MUNICIPAL INVESTORS SERV	.00	.00	.00	.00
FUND TOTALS	22,686.92	105,520.81	57,492.01	25,341.88
2019 548 VZCJPD PROGRESSIVE SANCTIONS				
CASH	.00	.00	.00	.00
TIME DEPOSIT ON ACCOUNT	.00	.00	.00	.00
MBIA MUNICIPAL INVESTORS SERV	.00	.00	.00	.00
FUND TOTALS	.00	.00	.00	.00

ACCOUNT NAME	BEGINNING CASH BALANCE	CASH RECEIPTS	CASH DISBURSEMENTS	ENDING CASH BALANCE
2019 549 VZCJPD - GRANT N	11,926.71	24,116.00	3,479.45	32,563.26
CASH	.00	.00	.00	.00
TIME DEPOSIT ON ACCOUNT	.00	.00	.00	.00
MBIA MUNICIPAL INVESTORS SERV	.00	.00	.00	.00
FUND TOTALS	11,926.71	24,116.00	3,479.45	32,563.26
2019 550 D A SUPPLEMENTAL FUND	7,414.21	.00	3,036.38	4,377.83
CASH	2,638.25	4.79	.00	2,643.04
TIME DEPOSIT ON ACCOUNT	.00	.00	.00	.00
MBIA MUNICIPAL INVESTORS SERV	.00	.00	.00	.00
FUND TOTALS	10,052.46	4.79	3,036.38	7,020.87
2019 551 VOICES - JUV CJD GRANT	7,874.86	.00	5,277.01	13,151.87
VOICES - CJD JUV GRANT	.00	.00	.00	.00
TIME DEPOSIT ON ACCOUNT	.00	.00	.00	.00
FUND TOTALS	7,874.86	.00	5,277.01	13,151.87
2019 552 ETCOG RESIDENTIAL	2,032.08	.00	750.00	2,782.08
CASH	2,032.08	.00	750.00	2,782.08
FUND TOTALS	2,032.08	.00	750.00	2,782.08
2019 553 V - JUV PROB POST FUND	.00	.00	.00	.00
CASH	.00	.00	.00	.00
TIME DEPOSIT ON ACCOUNT	.00	.00	.00	.00
MBIA MUNICIPAL INVESTORS SERV	.00	.00	.00	.00
FUND TOTALS	.00	.00	.00	.00
2019 554 GRANT I SECURE FELONY REIMB	665.00	.00	.00	665.00
GRANT I SECURE FELONY REIMB	.00	.00	.00	.00
TIME DEPOSIT ON ACCOUNT	.00	.00	.00	.00
FUND TOTALS	665.00	.00	.00	665.00
2019 555 JUVENILE PROBATION INTEREST	44.40	1.12	.00	45.52
CASH	23,726.58	43.18	.00	23,769.76
TIME DEPOSIT ON ACCOUNT	.00	.00	.00	.00
MBIA MUNICIPAL INVESTORS SERV	.00	.00	.00	.00
FUND TOTALS	23,770.98	44.30	.00	23,815.28
2019 556 REGIONAL SERVICE ENHANCEMENT	.00	162,599.00	7,421.21	155,177.79
CASH	.00	162,599.00	7,421.21	155,177.79
FUND TOTALS	.00	162,599.00	7,421.21	155,177.79
2019 557 GRANT I	.00	.00	.00	.00
CASH	.00	.00	.00	.00
FUND TOTALS	.00	.00	.00	.00
2019 558 GRANT S	1,593.45	18,611.00	11,310.49	5,707.06
CASH	1,593.45	18,611.00	11,310.49	5,707.06
FUND TOTALS	1,593.45	18,611.00	11,310.49	5,707.06
2019 559 MENTAL IMPAIRMENT CASELOAD	6,018.44	.00	8,297.51	14,315.95
CASH	.00	.00	.00	.00
TIME DEPOSIT ON ACCOUNT	.00	.00	.00	.00
MBIA MUNICIPAL INVESTORS SERV	.00	.00	.00	.00
FUND TOTALS	6,018.44	.00	8,297.51	14,315.95
2019 560 SALARY ADJUSTMENT FOR JUV PROB	.00	.00	.00	.00
CASH	.00	.00	.00	.00

ACCOUNT NAME	BEGINNING CASH BALANCE	CASH RECEIPTS	CASH DISBURSEMENTS	ENDING CASH BALANCE
2019 562 TITLE IV-E FEDERAL FOSTER CARE				
CASH	6.70-	.00	.00	6.70-
TIME DEPOSIT ON ACCOUNT	.00	.00	.00	.00
MBIA MUNICIPAL INVESTORS SERV	.00	.00	.00	.00
FUND TOTALS	6.70-	.00	.00	6.70-
2019 565 INDIGENT DEFENSE GRANT				
CASH	36,131.18	309.16	4,791.33-	31,649.01
TIME DEPOSIT ON ACCOUNT	36,442.06	.56	.00	31,144.44
FUND TOTALS	72,573.24	309.72	4,791.33-	67,091.63
2019 567 FIRE MARSHAL				
CASH	45,017.01	17,750.00	14,432.76-	48,334.25
TDOA	126,121.03	229.62	.00	126,350.65
FUND TOTALS	171,138.04	17,979.62	14,432.76-	174,684.90
2019 568 TECHNOLOGY RESOURCES				
CASH	1.50	.00	.00	1.50
TIME DEPOSIT ON ACCOUNT	.00	.00	.00	.00
FUND TOTALS	1.50	.00	.00	1.50
2019 569 HAVA ELECTION GRANT				
CASH	12,953.03	.00	.00	12,953.03
FUND TOTALS	12,953.03	.00	.00	12,953.03
2019 570 GOLDEN WATER SUPPLY CORP				
GOLDEN WATER TDHCA 726216	.00	.00	.00	.00
MBIA MUNICIPAL INVESTORS SERVI	.00	.00	.00	.00
FUND TOTALS	.00	.00	.00	.00
2019 580 D.A. CHECK COLLECTION FUND				
CASH	4,186.00	70.78	431.29-	3,825.49
TIME DEPOSIT ON ACCOUNT	10,338.68	18.82	.00	10,357.50
MBIA MUNICIPAL INVESTORS SERV	.00	.00	.00	.00
FUND TOTALS	14,524.68	89.60	431.29-	14,182.99
2019 591 CONSTABLE #1 TLEOSE FUND				
CASH	1,168.24	.00	.00	1,168.24
CASH - CITIZENS NATIONAL	.49-	.00	.00	.49-
TDOA	.00	.00	.00	.00
MBIA MUNICIPAL INVESTORS SERV	.00	.00	.00	.00
FUND TOTALS	1,167.75	.00	.00	1,167.75
2019 592 CONSTABLE #2 TLEOSE FUND				
CASH	1,184.54	.00	.00	1,184.54
CASH OTHER	.00	.00	.00	.00
MBIA MUNICIPAL INVESTORS SERV	.00	.00	.00	.00
FUND TOTALS	1,184.54	.00	.00	1,184.54
2019 593 CONSTABLE #3 TLEOSE FUND				
CASH	678.30	.00	.00	678.30
CASH OTHER - ANB/CANTON	1,790.75	.00	.00	1,790.75
MBIA MUNICIPAL INVESTORS SERV	.00	.00	.00	.00

ACCOUNT NAME FUND TOTALS	BEGINNING CASH BALANCE	CASH RECEIPTS	CASH DISBURSEMENTS	ENDING CASH BALANCE
2019 594 CONSTABLE #4 TLEOSE FUND	4,266.32	.00	.00	4,266.32
CASH		.00	.00	.00
TIME DEPOSIT ON ACCOUNT	.00	.00	.00	.00
MBIA MUNICIPAL INVESTORS SERV	.00	.00	.00	.00
FUND TOTALS	4,266.32	.00	.00	4,266.32
2019 595 SHERIFF TLEOSE FUND	6,746.95	.00	.00	6,746.95
CASH		.00	.00	.00
MBIA MUNICIPAL INVESTORS SESRV	.00	.00	.00	.00
FUND TOTALS	6,746.95	.00	.00	6,746.95
2019 596 DA TLEOSE FUND	941.88	.00	.00	941.88
CASH		.00	.00	.00
MBIA MUNICIPAL INVESTORS SERV	.00	.00	.00	.00
FUND TOTALS	941.88	.00	.00	941.88
2019 597 VZC COMMISSARY PERSONNEL FUND	.00	.00	.00	.00
CASH		.00	.00	.00
MBIA MUNICIPAL INVESTORS SERV	.00	.00	.00	.00
FUND TOTALS	.00	.00	.00	.00
2019 600 JUSTICE COURT TECHNOLOGY FUND	4,777.98	985.09	2.00-	5,761.07
CASH		84.74	.00	46,629.61
TIME DEPOSIT ON ACCOUNT	46,544.87	.00	.00	46,629.61
MBIA MUNICIPAL INVESTORS SERV	.00	.00	.00	.00
FUND TOTALS	51,322.85	1,069.83	2.00-	52,390.88
2019 602 CHILD ADVOCACY HISTORICAL COMMISSION CASH MBIA MUNICIPAL INVESTORS SERV FUND TOTALS	.00 .00 .00 .00	.00 .00 .00 .00	.00 .00 .00 .00	.00 .00 .00 .00
2019 800 CONTRIBUTION RELIEF FUND	16,082.93	.00	.00	16,082.93
CASH		.00	.00	.00
TIME DEPOSIT ON ACCOUNT	16,082.93	.00	.00	16,082.93
FUND TOTALS	16,082.93	.00	.00	16,082.93
2019 802 VETERAN'S MEMORIAL WALL FUND	.00	.00	.00	.00
CASH		.00	.00	.00
TIME DEPOSIT ON ACCOUNT	.00	.00	.00	.00
FUND TOTALS	.00	.00	.00	.00
2019 803 HISTORICAL COMMISSION HISTORICAL COMMISSION CASH TIME DEPOSIT ON ACCOUNT FUND TOTALS	2,941.20 5,116.34 8,057.54	905.00 9.29 914.29	1,307.19- .00 1,307.19-	2,539.01 5,125.63 7,664.84
2019 804 VAN TORNADO-ASSISTANCE VAN TORNADO-ASSISTANCE-CASH VTASST-TIME DEPOSITON ACCOUNT FUND TOTALS	31,449.37- 31,449.37-	.00 .00	.00 .00	31,449.37- 31,449.37-
2019 805 FEMA - DEC 2015 STORM CASH TIME DEPOSIT ON ACCOUNT	470.66 .00	.00 .00	.00 .00	470.66 .00

ACCOUNT NAME	BEGINNING CASH BALANCE	CASH RECEIPTS	CASH DISBURSEMENTS	ENDING CASH BALANCE
2019 806 FEMA APRIL 2016 STORM				
CASH DEPOSIT ON ACCOUNT	.00	.00	.00	.00
TIME DEPOSIT ON ACCOUNT	.00	.00	.00	.00
FUND TOTALS	.00	.00	.00	.00
2019 807 HAZARD MITIGATION GRANT				
CASH DEPOSIT ON ACCOUNT	.00	.00	.00	.00
TIME DEPOSIT ON ACCOUNT	.00	.00	.00	.00
MBIA MUNICIPAL INVESTORS SERV	.00	.00	.00	.00
FUND TOTALS	.00	.00	.00	.00
2019 808 COURTHOUSE PLANNING GRANT				
CASH	.00	.00	90,765.60-	90,765.60-
WATER GRANT CASH	.00	.00	.00	.00
FUND TOTALS	.00	.00	90,765.60-	90,765.60-
2019 809 PRETRIAL INTERVENTION PROGRAM				
CASH	8,500.00	3,600.00	.00	12,100.00
TIME DEPOSIT ON ACCOUNT	.00	.00	.00	.00
FUND TOTALS	8,500.00	3,600.00	.00	12,100.00
GRAND TOTALS	8,036,731.27	5,920,853.71	7,899,744.20-	6,057,840.78

FUND NAME	***** MONTH TO DATE ***** REVENUES	EXPENSES	***** YEAR TO DATE ***** REVENUES	EXPENSES
2019 GENERAL FUND	12,925.94	951,442.17	12,925.94	951,442.17
2019 RESERVE FUNDS	.00	.00	.00	.00
2019 SHERIFF FORFEITURE FUND	718.93	.00	718.93	.00
2019 DA FORFEITURE FUND	.00	.00	.00	.00
2019 BUILDING SECURITY FUND	2,663.92	1,660.78	2,663.92	1,660.78
2019 JUSTICE COURT BLDG SECURITY	53.93-	67.00	53.93-	67.00
2019 DA FORFEITURE FUND	.00	.00	.00	.00
2019 ROAD & BRIDGE - PCT. 1	25,155.01	39,306.55	25,155.01	39,306.55
2019 ROAD & BRIDGE - PCT. 2	24,876.12	72,399.57	24,876.12	72,399.57
2019 ROAD & BRIDGE - PCT. 3	24,088.58	77,549.32	24,088.58	77,549.32
2019 ROAD & BRIDGE - PCT. 4	91,275.65	109,073.57	91,275.65	109,073.57
2019 ROAD & BRIDGE - GEN	40,001.14	3,741.91	40,001.14	3,741.91
2019 COUNTY ROAD FUND - PCT. 1	.00	.00	.00	.00
2019 COUNTY ROAD FUND - PCT. 2	.00	.00	.00	.00
2019 COUNTY ROAD FUND - PCT. 3	.00	.00	.00	.00
2019 COUNTY ROAD FUND - PCT. 4	.00	.00	.00	.00
2019 VICTIM COORDINATOR GRANT	7,757.96-	3,525.02	7,757.96-	3,525.02
2019 DA FORFEITURE FUND II	490.86	1,409.71	490.86	1,409.71
2019 CONSTABLE PCT #4 SEIZURE	10.36	.00	10.36	.00
2019 COUNTY LAW LIBRARY FUND	89.06	.00	89.06	.00
2019 COUNTY FREE LIBRARY	7,995.68	6,217.25	7,995.68	6,217.25
2019 COMMUNITY LIBRARY CONTRIBUTION	.00	.00	.00	.00
2019 DIGITIZE RECORDS	128.34	.00	128.34	.00
2019 SUPPLEMENTAL GUARDIANSHIP	51.89	.00	51.89	.00
2019 COUNTY CHILD ABUSE PREVENTION	11.06	.00	11.06	.00
2019 COURT RELATED PROGRAMS	27.87	.00	27.87	.00

FUND NAME	***** MONTH TO DATE ***** REVENUES	***** YEAR TO DATE ***** REVENUES	***** MONTH TO DATE ***** EXPENSES	***** YEAR TO DATE ***** EXPENSES
2019 COUNTY & DISTRICT TECH FUND	9.23	9.23	.00	.00
2019 CAPITALCREDITSECONOMICDEVELOP	443.10	443.10	12,500.00	12,500.00
2019 DISTRICT CLERK TECHNOLOGY FUND	24.62	24.62	.00	.00
2019 CHAPTER 19	.00	.00	.00	.00
2019 COUNTY RECORDS FUND	220.51	220.51	175.00	175.00
2019 COUNTY CLERK RECORDS FUND	218.81	218.81	9,587.00	9,587.00
2019 DISTRICT CLERK RECORDS FUND	12.16	12.16	341.63	341.63
2019 COUNTY CLERK ARCHIVE	390.86	390.86	.00	.00
2019 CAPITAL PROJECT ROADS PCT NO 4	.00	.00	.00	.00
2019 PERMANENT IMPROVEMENT FUND	.00	.00	.00	.00
2019 RIGHT-OF-WAY FUND	.00	.00	.00	.00
2019 TAX ANTICIPATION NOTES	.00	.00	.00	.00
2019 DEBT SERVICE FUND	852.58	852.58	.00	.00
2019 VZC INDIGENT HEALTH PROGRAM	9,750.00	9,750.00	3,235.22	3,235.22
2019 SOIL CONSERVATION DIST FUND	23.54	23.54	.00	.00
2019 APPELLATE JUSTICE SYSTEM FUND	.00	.00	.00	.00
2019 PAYROLL CLEARING ACCOUNT.	.00	.00	.00	.00
2019 GEN FIXED ASSETS ACCOUNT GRP	.00	.00	.00	.00
2019 LONG TERM DEBT GROUP	.00	.00	.00	.00
2019 VAN ZANDT COUNTY JAIL	202,685.00	202,685.00	64,506.84	64,506.84
2019 VAN ZANDT COUNTY SHERIFF DEPT	224,811.00	224,811.00	75,374.07	75,374.07
2019 CAPITAL MURDER	.00	.00	.00	.00
2019 HOMELAND SECURITY GRANT	.00	.00	.00	.00
2019 HOMELAND SECURITY GRANT P25 CO	.00	.00	.00	.00
2019 BULLET PROOF VEST GRANT	.00	.00	.00	.00
2019 SOLID WASTE GRANT	.00	.00	.00	.00

FUND NAME	***** MONTH TO DATE ***** REVENUES	***** YEAR TO DATE ***** EXPENSES	***** MONTH TO DATE ***** REVENUES	***** YEAR TO DATE ***** EXPENSES
2019 CAPITAL PROJECT ROADS PCT NO 1	.00	.00	.00	.00
2019 CAPITAL PROJECT ROADS PCT NO 2	.00	.00	.00	.00
2019 CAPITAL PROJECT PCT 4	.00	.00	.00	.00
2019 FRUITVALE 2011 TXCDBG 710056	.00	.00	.00	.00
2019 BENWHEELERMSC 71348911131115	.00	.00	.00	.00
2019 LITTLEHOPEMOOREMSC713026081315	.00	.00	.00	.00
2019 PRETRIAL SUPERVISION	2,786.57	3,747.75	4,342.15	5,440.61
2019 COMMUNITY SUP & CORRECTIONS	31,911.42	34,757.32	82,641.69	50,904.98
2019 ADULT PROBATION CIVIL	1,589.65	1,124.72	2,405.02	1,815.45
2019 HIGH RISK SUBSTANCE ABUSE -CCP	.00	3,277.22	8,016.13	4,986.83
2019 HIGH RISK SEX OFFENDER -CCP	.00	3,997.12	13,865.87	6,083.83
2019 GRANT C COMMIT REDUCTION PROG	14,804.00	4,819.09	14,804.00	7,428.06
2019 JUVENILE PROBATION FUND	39,544.45	28,971.03	28,146.12	47,849.01
2019 VZCJPD STATE AID GRANT	103,727.17	36,466.04	91,470.39	57,092.02
2019 VZCJPD PROGRESSIVE SANCTIONS	.00	.00	.00	.00
2019 VZCJPD - GRANT N	24,116.00	3,218.75	24,116.00	3,479.45
2019 D A SUPPLEMENTAL FUND	4.79	950.28	4.79	950.28
2019 VOICES - JUV CJD GRANT	9,457.48-	1,685.54	.00	4,892.34
2019 ETCOG RESIDENTIAL	.00	750.00	.00	750.00
2019 V - JUV PROB POST FUND	.00	.00	.00	.00
2019 GRANT L SECURE FELONY REIMB	.00	.00	.00	.00
2019 JUVENILE PROBATION INTEREST	44.30	.00	83.59	.00
2019 REGIONAL SERVICE ENHANCEMENT	162,599.00	6,639.21	162,599.00	6,639.21
2019 GRANT I	.00	.00	.00	.00
2019 GRANT S	12,819.00	3,597.46	12,819.00	6,553.39
2019 MENTAL IMPAIRMENT CASELOAD	.00	5,233.66	8,618.00	7,962.84

FUND NAME	***** MONTH TO DATE ***** REVENUES	EXPENSES	***** YEAR TO DATE ***** REVENUES	EXPENSES
2019 SALARY ADJUSTMENT FOR JUV PROB	.00	.00	.00	.00
2019 TITLE IV-E FEDERAL FOSTER CARE	.00	.00	.00	6.70
2019 INDIGENT DEFENSE GRANT	12,426.94-	1,831.77	12,426.94-	1,831.77
2019 FIRE MARSHAL	229.62	5,204.12	229.62	5,204.12
2019 TECHNOLOGY RESOURCES	.00	.00	.00	.00
2019 HAVA ELECTION GRANT	.00	.00	.00	.00
2019 GOLDEN WATER SUPPLY CORP	.00	.00	.00	.00
2019 D.A. CHECK COLLECTION FUND	78.82	119.09	78.82	119.09
2019 CONSTABLE #1 TLEOSE FUND	.00	.00	.00	.00
2019 CONSTABLE #2 TLEOSE FUND	.00	.00	.00	.00
2019 CONSTABLE #3 TLEOSE FUND	.00	.00	.00	.00
2019 CONSTABLE #4 TLEOSE FUND	.00	.00	.00	.00
2019 SHERIFF TLEOSE FUND	.00	.00	.00	.00
2019 DA TLEOSE FUND	.00	.00	.00	.00
2019 VZC COMMISSARY PERSONNEL FUND	.00	.00	.00	.00
2019 JUSTICE COURT TECHNOLOGY FUND	201.30-	.00	201.30-	.00
2019 CHILD ADVOCACY	.00	.00	.00	.00
2019 CONTRIBUTION RELIEF FUND	.00	.00	.00	.00
2019 VETERAN'S MEMORIAL WALL FUND	.00	.00	.00	.00
2019 HISTORICAL COMMISSION	914.29	360.00	914.29	360.00
2019 VAN TORNADO-ASSISTANCE	.00	.00	.00	.00
2019 FEMA - DEC 2015 STORM	.00	.00	.00	.00
2019 FEMA APRIL 2016 STORM	.00	.00	.00	.00
2019 HAZARD MITIGATION GRANT	.00	.00	.00	.00
2019 COURTHOUSE PLANNING GRANT	.00	90,765.60	.00	90,765.60
2019 PRETRIAL INTERVENTION PROGRAM	3,600.00	.00	3,600.00	.00

COMBINED STATEMENT OF REVENUES AND EXPENSES FOR OCTOBER

THRU OCTOBER

FUND NAME

***** MONTH TO DATE *****
REVENUES EXPENSES

***** YEAR TO DATE *****
REVENUES EXPENSES

TOTAL

1,038,823.29

1,669,628.38

1,108,266.17

1,743,228.19

ACCOUNT NUMBER	ACCOUNT NAME	DATE	AMDMT NUMBER	OLD BUDGET AMOUNT	AMENDED BUDGET AMOUNT	AMOUNT OF CHANGE	DESCRIPTION	CLK
2019 010-404-107	SALARIES- EXTRA HEL	11/14/2018	190007	20,000.00	23,750.00	3,750.00	LINE ITEM TRANS - CC	MK
2019 010-404-311	POSTAGE	11/14/2018	190007	15,000.00	11,250.00	3,750.00	LINE ITEM TRANS - CC	MK
EXPENDITURES - ELECTIONS			TOTAL AMENDMENTS	2	TOTAL CHANGES	.00		
2019 010-462-311	POSTAGE	10/17/2018	1293	1,500.00	1,592.48	92.48	FY18 LINE ITEM TRANSFER	MK
2019 010-462-311	POSTAGE	10/17/2018	1293	1,592.48	1,500.00	92.48-	FY CORRECTION	MK
2019 010-462-402	CONTRACT SERVICES	10/17/2018	1293	1,000.00	907.52	92.48-	FY18 LINE ITEM TRANSFER	MK
2019 010-462-402	CONTRACT SERVICES	10/17/2018	1293	907.52	1,000.00	92.48	FY CORRECTION	MK
EXPENDITURES - JP #2			TOTAL AMENDMENTS	4	TOTAL CHANGES	.00		
2019 010-464-311	POSTAGE	10/17/2018	1294	1,200.00	1,000.00	200.00-	FY18 LINE ITEM TRANSFER	MK
2019 010-464-311	POSTAGE	10/17/2018	1294	1,000.00	1,200.00	200.00	FY CORRECTION	MK
2019 010-464-428	TRAVEL	10/17/2018	1294	2,300.00	2,500.00	200.00	FY18 LINE ITEM TRANSFER	MK
2019 010-464-428	TRAVEL	10/17/2018	1294	2,500.00	2,300.00	200.00-	FY CORRECTION	MK
EXPENDITURES - JP #4			TOTAL AMENDMENTS	4	TOTAL CHANGES	.00		
2019 010-476-330	FUEL AND LUBRICANT	10/17/2018	1295	3,000.00	2,954.47	45.53-	FY18 LINE ITEM TRANSFER	MK
2019 010-476-330	FUEL AND LUBRICANT	10/17/2018	1295	2,954.47	3,000.00	45.53	FY CORRECTION	MK
2019 010-476-495	MISCELLANEOUS	10/17/2018	1295	250.00	295.53	45.53	FY18 LINE ITEM TRANSFER	MK
2019 010-476-495	MISCELLANEOUS	10/17/2018	1295	295.53	250.00	45.53-	FY CORRECTION	MK
EXPENDITURES - DA			TOTAL AMENDMENTS	4	TOTAL CHANGES	.00		
2019 010-497-310	OFFICE SUPPLIES	11/14/2018	190008	2,250.00	2,160.00	90.00-	LINE ITEM TRANS - TREAS	MK
2019 010-497-495	MISCELLANEOUS	11/14/2018	190008	190008	90.00	90.00	LINE ITEM TRANS - TREAS	MK
EXPENDITURES - CO. TREASURER			TOTAL AMENDMENTS	2	TOTAL CHANGES	.00		
2019 010-499-311	POSTAGE	10/17/2018	1296	6,000.00	5,900.00	100.00-	FY18 LINE ITEM TRANSFER	MK
2019 010-499-311	POSTAGE	10/17/2018	1296	5,900.00	6,000.00	100.00	FY CORRECTION	MK
2019 010-499-428	TRAVEL	10/17/2018	1296	2,000.00	2,100.00	100.00	FY18 LINE ITEM TRANSFER	MK
2019 010-499-428	TRAVEL	10/17/2018	1296	2,100.00	2,000.00	100.00-	FY CORRECTION	MK
EXPENDITURES - TAX COLLECTOR			TOTAL AMENDMENTS	4	TOTAL CHANGES	.00		
2019 010-510-204	WORKERS COMPENSATI	10/17/2018	1297	1,473.01	1,582.32	109.31	FY18 LINE ITEM TRANSFER	MK
2019 010-510-204	WORKERS COMPENSATI	10/17/2018	1297	1,582.32	1,473.01	109.31-	FY CORRECTION	MK
2019 010-510-440	ELECTRICITY	10/17/2018	1297	91,500.00	91,922.34	422.34	FY18 LINE ITEM TRANSFER	MK
2019 010-510-440	ELECTRICITY	10/17/2018	1297	91,922.34	91,500.00	422.34-	FY CORRECTION	MK
2019 010-510-457	MAINT. & SERVICE C	10/17/2018	1297	10,000.00	9,468.35	531.65-	FY18 LINE ITEM TRANSFER	MK
2019 010-510-457	MAINT. & SERVICE C	10/17/2018	1297	9,468.35	10,000.00	531.65	FY CORRECTION	MK
EXPENDITURES - PUBLIC BLDGS			TOTAL AMENDMENTS	6	TOTAL CHANGES	.00		
2019 021-364-100	SALE OF PROPERTY	11/01/2018	190004	1	5,000.00-	5,000.00-	INCREASE REV & EXP - SALE O	MK
			TOTAL AMENDMENTS	1	TOTAL CHANGES	.00		
2019 021-621-571	EQUIPMENT PURCHASE	11/01/2018	190004	127,500.00	132,500.00	5,000.00	INCREASE REV & EXP - SALE O	MK
2019 021-621-571	EQUIPMENT PURCHASE	11/01/2018	190004	1	5,000.00	5,000.00	INCREASE REV & EXP - SALE O	MK
EXPENDITURES - R & B PCT.1			TOTAL AMENDMENTS	1	TOTAL CHANGES	.00		
2019 022-367-000	DONATIONS - GENERA	11/01/2018	190005	1	300.00-	300.00-	INCREASE REV & EXP - DONATI	MK
			TOTAL AMENDMENTS	1	TOTAL CHANGES	.00		
2019 022-370-100	ROAD DAMAGE PAYMEN	11/14/2018	190009	1	4,250.00-	4,250.00-	INCREASE REV & EXP REIMB	MK
			TOTAL AMENDMENTS	1	TOTAL CHANGES	.00		
2019 022-622-335	ROAD & BRIDGE MATE	11/01/2018	190005	1,193,824.00	1,194,124.00	300.00	INCREASE REV & EXP - DONATI	MK
2019 022-622-335	ROAD & BRIDGE MATE	11/14/2018	190005	1,194,124.00	1,198,374.00	4,250.00	INCREASE REV & EXP REIMB	MK
EXPENDITURES - R & B PCT.2			TOTAL AMENDMENTS	2	TOTAL CHANGES	4,550.00		

ACCOUNT NUMBER	ACCOUNT NAME	DATE	AMDMT NUMBER	OLD BUDGET AMOUNT	AMENDED BUDGET AMOUNT	AMOUNT OF CHANGE	DESCRIPTION	CLK
2019 024-370-100	ROAD DAMAGE PAYMEN	11/01/2018	190006	1:00	71,325.88-	71,325.88-	INCREASE REV & EXP - RD DAM	MK
			TOTAL AMENDMENTS					
			TOTAL AMENDMENTS	728,473.00	799,798.88	71,325.88	INCREASE REV & EXP - RD DAM	MK
2019 024-624-335	ROAD & BRIDGE MATE	11/01/2018	190006	1	799,798.88	71,325.88	INCREASE REV & EXP - RD DAM	MK
			TOTAL AMENDMENTS					
			TOTAL AMENDMENTS	728,473.00	799,798.88	71,325.88	INCREASE REV & EXP - RD DAM	MK
2019 056-409-407	MICROFILMING	11/01/2018	190003	100,000.00	95,000.00	5,000.00-	LINE ITEM TRANSFER	MK
2019 056-409-495	MISCELLANEOUS EXPE	11/01/2018	190003	5,000.00	10,000.00	5,000.00	LINE ITEM TRANSFER	MK
			TOTAL AMENDMENTS	2	10,000.00	.00		
2019 545-435-206	UNEMPLOYMENT INSUR	10/10/2018	405.76	1	405.45	.31-	BALANCE COUNTY FUND TO STAT	SH
			TOTAL AMENDMENTS					
			TOTAL AMENDMENTS	405,807.00-	315,599.00-	5,792.00-	BUDGET AMENDMENT #4	SH
2019 547-587-103	SALARIES EMPLOYEES	10/10/2018	190001	167,027.00	172,824.00	5,797.00	LINE ITEM TRANSFER	SH
2019 546-587-107	SALARIES-EXTRA HEL	10/10/2018	190001	47,942.00	49,893.00	1,951.00	LINE ITEM TRANSFER	SH
2019 346-587-572	OFFICE EQUIPMENT	10/10/2018	190001	41,702.00	33,954.00	7,748.00-	LINE ITEM TRANSFER	SH
			TOTAL AMENDMENTS	3	33,954.00	.00		
2019 547-333-110	STATE AID - JUV GR	10/30/2018	190002	309,807.00-	315,599.00-	5,792.00-	BUDGET AMENDMENT #4	SH
			TOTAL AMENDMENTS	1	315,599.00-	5,792.00-	BUDGET AMENDMENT #4	SH
2019 547-581-204	WORKERS COMPENSATI	10/09/2018	904.64	2	638.33	266.31-	BALANCE COUNTY G/L TO STATE	SH
2019 547-581-204	WORKERS COMPENSATI	10/09/2018	638.33	2	1,170.95	532.62	CORRECT COUNTY BUDGET TO ST	SH
			TOTAL AMENDMENTS	2	1,809.28	266.31		
2019 547-587-107	SALARIES - EXTRA H	10/30/2018	190002	27,299.00	33,091.00	5,792.00	BUDGET AMENDMENT #4	SH
2019 547-587-204	WORKERS COMPENSATI	10/09/2018	2,345.71	2	2,079.04	266.67-	BALANCE COUNTY BUDGET TO ST	SH
			TOTAL AMENDMENTS	2	2,345.71	5,525.33		
2019 549-585-206	UNEMPLOYMENT INSUR	10/09/2018	231.02	3,000.00	230.02	1.00-	BALANCE COUNTY BUDGET TO ST	SH
2019 549-585-413	MH SCREENING	10/09/2018	3,000.00	2	3,001.00	1.00	BALANCE COUNTY BUDGET TO ST	SH
			TOTAL AMENDMENTS	2	3,001.00	.00		
2019 558-435-204	WORKERS COMPENSATI	10/10/2018	67.53	1	582.47	514.94	BALANCE COUNTY G/L TO STATE	SH
			TOTAL AMENDMENTS	1	582.47	514.94	BALANCE COUNTY G/L TO STATE	SH

TREASURER OF VAN ZANDT COUNTY
 FINANCIAL CLEARING
 121 E DALLAS RM 101
 CANTON TX 75103

C H E C K I N G A C C O U N T

PUBLIC FUNDS CHECKING		NUMBER OF ENCLOSURES	386
ACCOUNT NUMBER	@XXXXXXXXXX@0512	Statement Dates	10/01/18 thru 10/31/18
PREVIOUS BALANCE	1,906,965.02	DAYS IN STATEMENT PERIOD	31
27 DEPOSITS	1,709,232.88	AVERAGE LEDGER	1,670,205.44
400 CHECKS/DEBITS	2,057,084.91	AVERAGE COLLECTED	1,664,929.09
SERVICE CHARGE	.00		
INTEREST PAID	.00		
CURRENT BALANCE	1,559,112.99		

DEPOSITS AND OTHER CREDITS		
Date	Description	Amount
10/01	INV-PAYMTS COMP JUDICIARY	5,000.00
	CTX	
10/01	PAY VZ CO APPRAISAL	8,467.44
	PPD	
10/01	PAY VZ CO APPRAISAL	59,045.46
	PPD	
10/01	INV-PAYMTS JUVENILE JUSTICE	250,123.00
	CTX	
10/03	INV-PAYMTS JUVENILE JUSTICE	12,256.78
	CTX	
10/04	DEPOSIT	82.20
10/04	DEPOSIT	96,856.61
10/05	MISC PAY 015 TREAS 310	571.56
	CCD 756001190150700	
10/10	INV-PAYMTS TX AGRICULTURE	1,460.45
	CTX	
10/11	INV-PAYMTS CPA STATE FISCAL	55,528.55
	CTX	
10/11	DEPOSIT	820.74
10/11	DEPOSIT	143,469.69
10/17	INV-PAYMTS COMP JUDICIARY	326.54
	CTX	
10/18	WIRE TRANSFER CREDIT	550,000.00
	VAN ZANDT COUNTY	
	FINANCIAL CLEARING FUND	
	ATTN KENNY EDWARDS	

TREASURER OF VAN ZANDT COUNTY
 FINANCIAL CLEARING
 121 E DALLAS RM 101
 CANTON TX 75103

PUBLIC FUNDS CHECKING @XXXXXXXXXX@0512 (Continued)

WITHDRAWALS AND OTHER DEBITS		
Date	Description	Amount
10/04	USATAXPYMT IRS CCD 220867714316920	84,889.08-
10/05	Transf to Debt Services debt service transfer Confirmation number 1005180055	3,834.95-
10/05	Transf to Jury Clearing Jury Transfer Confirmation number 1005180287	548.00-
10/05	Transf to Jury Clearing Jury Transfer Confirmation number 1005180289	2,002.00-
10/05	PAYMENTS NATIONWIDE PPD	2,850.00-
10/05	FLEET DEBI WEX INC CCD 9100000739575	13,715.35-
10/09	INVESTMENT BFDS CCD 612134000181004	150.00-
10/09	CHILDSUPP Texas SDU CCD 182780000854389	645.54-
10/15	RECEIVABLE TEXAS COUNTY DRS CCD 0333	83,830.11-
10/17	Transf to Payroll Clearing Payroll 10/19/2018 Confirmation number 1017180349	215,414.28-
10/18	REF: VAN ZANDT COUNTY CSCD 023 WIRE TRANSFER DEBIT TDCJ	3,590.47-
10/18	USATAXPYMT IRS CCD 220869174480919	62,117.17-
10/19	Transf to Payroll Clearing Payroll 10/19/2018 Confirmation number 1019180330	868.03-
10/19	PAYMENT VISA WEB	291.45-
10/19	PAYMENT VISA WEB	1,367.85-
10/19	PAYMENTS NATIONWIDE PPD	2,850.00-
10/22	INVESTMENT BFDS CCD 612134000181018	150.00-

TREASURER OF VAN ZANDT COUNTY
 FINANCIAL CLEARING
 121 E DALLAS RM 101
 CANTON TX 75103

PUBLIC FUNDS CHECKING @XXXXXXXXXXXX@0512 (Continued)

WITHDRAWALS AND OTHER DEBITS		
Date	Description	Amount
10/22	USATAXPYMT IRS	198.86-
	CCD 220869583043114	
10/22	CHILDSUPP Texas SDU	645.54-
	CCD 182920000869324	
10/25	Transf to Jury Clearing	588.00-
	Jury Checks	
	Confirmation number 1025180377	

CHECKS IN NUMERICAL ORDER						
Date	Check No	Amount	Date	Check No	Amount	
10/23	62373	90.00	10/10	63533*	350.00	
10/16	62403*	2,337.50	10/15	63537*	500.00	
10/17	62848*	156.54	10/04	63541*	14,300.00	
10/10	62974*	600.53	10/02	63543*	270.00	
10/01	63036*	313.72	10/01	63544	500.00	
10/01	63226*	420.00	10/09	63545	675.00	
10/17	63286*	600.53	10/01	63548*	150.00	
10/10	63324*	600.53	10/01	63580*	6,000.00	
10/05	63337*	500.00	10/02	63587*	2,124.13	
10/04	63390*	400.00	10/12	63590*	410.00	
10/09	63393*	39.00	10/04	63597*	112.33	
10/02	63404*	300.00	10/01	63600*	280.03	
10/01	63406*	450.00	10/05	63601	51.30	
10/02	63444*	132,788.70	10/05	63602	815.31	
10/05	63446*	80.00	10/05	63603	1,965.07	
10/01	63448*	173.85	10/05	63604	208.68	
10/16	63451*	120.00	10/05	63605	127.50	
10/01	63458*	3,989.42	10/02	63606	152.82	
10/02	63464*	378.00	10/10	63607	6,435.76	
10/17	63468*	118.00	10/10	63608	39.98	
10/16	63481*	184.69	10/11	63609	70.00	
10/01	63486*	200.00	10/10	63610	49.95	
10/02	63496*	1,029.35	10/09	63611	45.48	
10/15	63502*	124.38	10/10	63612	49.20	
10/17	63511*	100.24	10/11	63613	122.22	
10/09	63521*	184.98	10/09	63614	36.44	
10/01	63526*	17.50	10/10	63615	1,149.00	

* Indicates break in check number sequence

TREASURER OF VAN ZANDT COUNTY
 FINANCIAL CLEARING
 121 E DALLAS RM 101
 CANTON TX 75103

PUBLIC FUNDS CHECKING

@XXXXXXXXXX@0512 (Continued)

CHECKS IN NUMERICAL ORDER					
Date	Check No	Amount	Date	Check No	Amount
10/24	63616	170.00	10/09	63655	1,603.80
10/15	63617	450.00	10/23	63656	660.00
10/15	63618	59.00	10/25	63657	425.00
10/09	63619	183.05	10/22	63658	4,100.00
10/11	63620	718.73	10/11	63659	257.15
10/10	63621	186.60	10/09	63660	14,308.60
10/17	63622	4.97	10/12	63661	210.63
10/09	63623	65.17	10/10	63662	578.00
10/12	63624	395.39	10/11	63663	8,181.55
10/12	63625	707.54	10/17	63664	600.53
10/10	63626	83.36	10/10	63666*	2,580.00
10/18	63627	201.77	10/10	63667	975.00
10/09	63628	955.04	10/10	63668	2,225.00
10/09	63629	1,000.00	10/12	63669	20.00
10/09	63630	272.60	10/09	63670	3,000.00
10/10	63631	175.00	10/11	63671	1,262.72
10/11	63632	90.25	10/09	63673*	250.00
10/10	63633	599.38	10/09	63674	129.95
10/11	63634	319.08	10/10	63675	67.50
10/12	63635	210.00	10/09	63676	13,625.00
10/11	63636	115.00	10/15	63677	16,686.76
10/16	63637	1,500.00	10/12	63678	600.00
10/16	63638	600.53	10/09	63679	910.99
10/10	63639	75.20	10/10	63681*	420.00
10/10	63640	499.00	10/11	63682	157.48
10/09	63641	502.74	10/10	63683	2,400.00
10/12	63642	489.15	10/10	63684	650.00
10/09	63643	190.00	10/10	63685	1,045.00
10/16	63644	1,152.00	10/09	63686	114.44
10/15	63645	189.97	10/10	63687	3,036.00
10/09	63646	5,143.35	10/09	63688	1,300.00
10/09	63647	740.62	10/11	63689	48.96
10/10	63648	11,368.58	10/10	63690	600.00
10/10	63649	1,843.51	10/11	63691	200.72
10/10	63650	137.28	10/11	63692	6,200.00
10/10	63651	35.14	10/10	63693	5,160.00
10/15	63652	135.17	10/11	63694	224.00
10/15	63653	352.50	10/10	63695	95.68
10/25	63654	79.83	10/12	63696	187.00

* Indicates break in check number sequence

TREASURER OF VAN ZANDT COUNTY
 FINANCIAL CLEARING
 121 E DALLAS RM 101
 CANTON TX 75103

PUBLIC FUNDS CHECKING

@XXXXXXXXXXXX@0512 (Continued)

CHECKS IN NUMERICAL ORDER					
Date	Check No	Amount	Date	Check No	Amount
10/15	63697	495.00	10/11	63737	18,356.00
10/05	63698	4,713.00	10/11	63738	380.00
10/10	63699	2,400.00	10/31	63739	500.00
10/04	63700	113.35	10/10	63740	156.19
10/09	63701	3,200.00	10/10	63741	175.36
10/10	63702	600.53	10/09	63742	14,689.62
10/10	63703	5.01	10/11	63743	192.68
10/09	63704	250.02	10/11	63744	7.75
10/16	63705	4,500.00	10/09	63745	8,207.00
10/10	63706	600.53	10/11	63746	792.53
10/09	63707	42.42	10/18	63747	3,484.28
10/11	63708	387.23	10/18	63748	90.00
10/15	63709	500.00	10/09	63749	69.00
10/09	63711*	8,678.84	10/11	63750	626.30
10/05	63712	575.00	10/03	63751	240.00
10/15	63713	1,971.48	10/11	63752	50.00
10/04	63714	159.00	10/11	63753	546.28
10/11	63715	3,635.00	10/12	63754	44.00
10/10	63716	837.00	10/17	63755	163.40
10/17	63717	2,205.00	10/22	63756	1,800.00
10/17	63718	1,247.21	10/15	63757	600.53
10/10	63719	268.84	10/10	63758	1,080.00
10/09	63720	520.83	10/10	63759	5,117.73
10/31	63721	600.53	10/15	63760	650.00
10/10	63722	3,950.00	10/12	63761	26.65
10/26	63723	1,300.00	10/04	63762	61,516.68
10/29	63724	500.00	10/10	63763	20.83
10/09	63725	750.00	10/12	63764	125.00
10/09	63726	1,443.20	10/05	63765	7.50
10/11	63727	549.89	10/16	63766	122,831.80
10/11	63728	26.52	10/11	63767	1,777.46
10/10	63729	550.00	10/23	63768	103.90
10/10	63730	189.00	10/22	63769	6,128.39
10/11	63731	1,050.00	10/25	63770	75.31
10/10	63732	106.65	10/24	63771	49.95
10/09	63733	3,259.86	10/24	63772	360.00
10/10	63734	138,833.64	10/22	63773	318.92
10/16	63735	1.00	10/22	63774	43.72
10/10	63736	159.00	10/24	63775	100.91

* Indicates break in check number sequence

TREASURER OF VAN ZANDT COUNTY
 FINANCIAL CLEARING
 121 E DALLAS RM 101
 CANTON TX 75103

PUBLIC FUNDS CHECKING @XXXXXXXXXXXX@0512 (Continued)

CHECKS IN NUMERICAL ORDER					
Date	Check No	Amount	Date	Check No	Amount
10/24	63776	211.50	10/22	63821	9,083.87
10/23	63777	20.12	10/25	63822	38.04
10/26	63778	400.00	10/30	63824*	216.69
10/22	63780*	67.00	10/18	63825	4,866.39
10/31	63781	25.00	10/24	63826	555.49
10/23	63782	748.32	10/26	63827	147.86
10/22	63783	50.00	10/22	63828	195.00
10/25	63784	11.94	10/24	63829	53.64
10/23	63785	951.04	10/23	63830	1,185.10
10/22	63786	86.88	10/24	63831	620.82
10/22	63787	3,948.75	10/23	63832	125.00
10/24	63788	42.00	10/22	63833	734.14
10/23	63789	672.00	10/25	63834	180.00
10/29	63790	200.00	10/26	63835	4,100.00
10/25	63791	119.99	10/24	63836	3,550.00
10/23	63792	85.00	10/24	63837	53.00
10/30	63793	225.60	10/24	63838	500.00
10/30	63794	3,218.75	10/24	63839	4,215.02
10/22	63795	54.00	10/25	63840	126.27
10/23	63796	1,250.04	10/24	63841	13,075.46
10/26	63797	500.00	10/31	63842	135.00
10/25	63798	122.60	10/22	63843	12,500.00
10/22	63799	215.13	10/23	63844	595.04
10/23	63801*	500.00	10/25	63845	5,290.04
10/25	63802	825.00	10/30	63846	61.75
10/23	63803	1,840.00	10/31	63847	19.39
10/25	63804	275.09	10/24	63848	437.00
10/24	63805	511.82	10/24	63849	260.53
10/25	63806	5,375.73	10/23	63850	500.00
10/26	63808*	91.06	10/23	63851	1,714.37
10/24	63810*	475.00	10/23	63852	1,950.00
10/29	63812*	1,450.00	10/24	63854*	812.00
10/30	63813	45.00	10/23	63855	162.30
10/25	63814	15.89	10/22	63856	174.95
10/22	63815	37.00	10/24	63857	476.16
10/23	63816	2,438.85	10/24	63858	2,010.79
10/22	63818*	131.20	10/23	63859	425.00
10/29	63819	6,923.72	10/23	63860	135.00
10/24	63820	29.89	10/18	63861	200.00

* Indicates break in check number sequence

TREASURER OF VAN ZANDT COUNTY
 FINANCIAL CLEARING
 121 E DALLAS RM 101
 CANTON TX 75103

PUBLIC FUNDS CHECKING

@XXXXXXXXXXXX@0512 (Continued)

CHECKS IN NUMERICAL ORDER					
Date	Check No	Amount	Date	Check No	Amount
10/30	63862	247.95	10/31	63906	162.00
10/23	63864*	1,075.01	10/30	63907	144.95
10/22	63865	176.09	10/26	63908	253.84
10/22	63867*	2,650.36	10/31	63909	26,601.00
10/26	63868	45.00	10/29	63910	3,263.32
10/24	63869	7,250.00	10/22	63911	642.84
10/22	63870	19.06	10/22	63912	512.71
10/26	63871	3,647.87	10/23	63913	420.87
10/22	63872	345.00	10/23	63914	1,500.00
10/23	63873	190.00	10/23	63915	5,981.27
10/23	63874	489.00	10/24	63917*	924.00
10/24	63875	34.75	10/25	63918	167.50
10/22	63876	341.61	10/22	63920*	339.43
10/24	63877	3,223.80	10/24	63921	713.49
10/23	63878	2,050.00	10/23	63922	700.00
10/22	63879	101.33	10/25	63923	87.55
10/22	63880	270.00	10/24	63924	90.00
10/25	63881	512.00	10/22	63925	206.00
10/22	63882	1,428.00	10/24	63928*	110.85
10/26	63883	69.55	10/23	63929	21,389.74
10/22	63884	129.68	10/23	63930	27,478.82
10/19	63885	28.50	10/31	63931	20.00
10/30	63887*	11,322.00	10/29	63933*	600.00
10/30	63888	38.30	10/24	63934	166.10
10/30	63889	12.50	10/24	63935	189.98
10/25	63890	78.27	10/23	63936	16,298.20
10/26	63891	80.08	10/31	63937	1,260.00
10/17	63892	61.00	10/23	63938	101.26
10/24	63893	1,373.68	10/23	63939	51.86
10/18	63894	11,149.00	10/25	63940	79.62
10/22	63895	584.94	10/23	63941	80.23
10/24	63896	159,391.55	10/22	63942	697.70
10/29	63898*	947.19	10/17	63943	165.00
10/24	63899	94.82	10/24	63945*	182.00
10/23	63900	1,590.76	10/29	63946	180.35
10/22	63902*	9,882.14	10/25	63947	2,124.13
10/26	63903	55.00	10/22	63948	350.00
10/17	63904	167.00	10/23	63949	62.01
10/23	63905	5,342.52	10/24	63950	739.86

* Indicates break in check number sequence

TREASURER OF VAN ZANDT COUNTY
 FINANCIAL CLEARING
 121 E DALLAS RM 101
 CANTON TX 75103

PUBLIC FUNDS CHECKING @XXXXXXXXXX@0512 (Continued)

CHECKS IN NUMERICAL ORDER						
Date	Check No	Amount	Date	Check No	Amount	
10/18	63951	70.40	10/23	63957	3,935.93	
10/24	63952	702.87	10/24	63958	152.82	
10/30	63953	1,900.00	10/19	63959	60,280.04	
10/23	63954	215.59	10/23	63960	32,125.00	
10/24	63955	136.49	10/23	63961	12,718.10	
10/25	63956	112.33	10/31	64084*	500.00	

* Indicates break in check number sequence

DAILY BALANCE INFORMATION					
Date	Balance	Date	Balance	Date	Balance
10/01	2,217,106.40	10/12	1,597,850.97	10/24	1,539,742.30
10/02	2,080,063.40	10/15	1,491,306.07	10/25	1,587,980.37
10/03	1,831,238.40	10/16	1,358,078.55	10/26	1,606,806.48
10/04	1,764,107.57	10/17	1,137,401.39	10/29	1,592,741.90
10/05	1,732,685.47	10/18	1,615,141.05	10/30	1,587,735.91
10/09	1,645,502.89	10/19	1,861,859.40	10/31	1,559,112.99
10/10	1,447,802.85	10/22	1,852,076.16		
10/11	1,601,276.33	10/23	1,737,661.95		

END OF STATEMENT

TexPool Participant Services
 C/O Federated Investors Inc.
 1001 Texas Avenue, Suite 1400
 Houston, TX 77002



Participant Statement

VAN ZANDT COUNTY
 FINANCIAL CLEARING FUND
 ATTN KENNY EDWARDS
 121 E DALLAS ST STE 101
 CANTON TX 75103-1496

Statement Period **10/01/2018 - 10/31/2018**

Page 1 of 2

Customer Service 1-866-TEX-POOL
 Location ID 000078331
 Investor ID 000009623

TexPool Update

Is your connection to TexConnect as secure as it could be? Check to be sure you are utilizing the most current version of your internet browser. If not, update it today!

TexPool Summary

Pool Name	Beginning Balance	Total Deposits	Total Withdrawals	Total Interest	Current Balance	Average Balance
Texas Local Government Investment Pool	\$5,185,136.00	\$0.00	\$550,000.00	\$8,984.60	\$4,644,120.60	\$4,937,038.73
Total Dollar Value	\$5,185,136.00	\$0.00	\$550,000.00	\$8,984.60	\$4,644,120.60	

Portfolio Value

Pool Name	Pool/Account	Market Value (10/01/2018)	Share Price (10/31/2018)	Shares Owned (10/31/2018)	Market Value (10/31/2018)
Texas Local Government Investment Pool	449/2340100001	\$5,185,136.00	\$1.00	4,644,120.600	\$4,644,120.60
Total Dollar Value		\$5,185,136.00			\$4,644,120.60

Interest Summary

Pool Name	Pool/Account	Month-to-Date Interest	Year-to-Date Interest
Texas Local Government Investment Pool	449/2340100001	\$8,984.60	\$114,717.31
Total		\$8,984.60	\$114,717.31



Transaction Detail


Texas Local Government Investment Pool

Participant: VAN ZANDT COUNTY

Pool/Account: 449/2340100001

Transaction Date	Settlement Date	Transaction Description	Transaction Dollar Amount	Share Price	Shares This Transaction	Shares Owned
10/01/2018	10/01/2018	BEGINNING BALANCE	\$5,185,136.00	\$1.00		5,185,136.000
10/18/2018	10/18/2018	WITHDRAWAL	\$550,000.00-	\$1.00	550,000.000-	4,635,136.000
10/31/2018	10/31/2018	MONTHLY POSTING	\$8,984.60	\$1.00	8,984.600	4,644,120.600
Account Value as of 10/31/2018			\$4,644,120.60	\$1.00		4,644,120.600





Summary Statement

October 2018

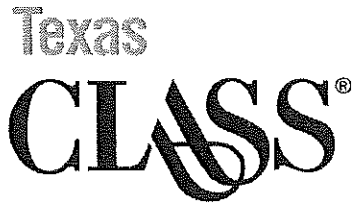
Van Zandt County

121 East Dallas Street, Room 101
Canton, TX 75103

TXCLASS

Average Monthly Yield: 2.34%

	Beginning Balance	Contributions	Withdrawals	Income Earned	Income Earned YTD	Average Daily Balance	Month End Balance
TX-01-0250-0001 FINANCIAL CLEARING	765,845.37	0.00	0.00	1,524.89	12,794.16	766,651.35	767,370.26
Total	765,845.37	0.00	0.00	1,524.89	12,794.16	766,651.35	767,370.26



Account Statement

October 2018

Van Zandt County

121 East Dallas Street, Room 101
Canton, TX 75103

TXCLASS

TX-01-0250-0001


Summary

Average Monthly Yield: 2.34%

	Beginning Balance	Contributions	Withdrawals	Income Earned	Average Daily Balance	Month End Balance
TX-01-0250-0001 FINANCIAL CLEARING	765,845.37	0.00	0.00	1,524.89	766,651.35	767,370.26

Transactions

Transaction Date	Transaction Description	Contributions & Income Earned	Withdrawals	Balance	Transaction Number
10/01/2018	Beginning Balance			765,845.37	
10/31/2018	Income Earned For The Period	1,524.89			
10/31/2018	Ending Balance			767,370.26	



Daily Rates

October 2018

TXCLASS

Date	Dividend Rate	Daily Yield
01-Oct-18	0.000062956	2.30%
02-Oct-18	0.000063006	2.30%
03-Oct-18	0.000063153	2.31%
04-Oct-18	0.000063427	2.32%
05-Oct-18	0.000063427	2.32%
06-Oct-18	0.000063427	2.32%
07-Oct-18	0.000063427	2.32%
08-Oct-18	0.000063427	2.32%
09-Oct-18	0.000063701	2.33%
10-Oct-18	0.000063735	2.33%
11-Oct-18	0.000063786	2.33%
12-Oct-18	0.000063975	2.34%
13-Oct-18	0.000063975	2.34%
14-Oct-18	0.000063975	2.34%
15-Oct-18	0.000064034	2.34%
16-Oct-18	0.000064249	2.35%
17-Oct-18	0.000064249	2.35%
18-Oct-18	0.000064315	2.35%
19-Oct-18	0.000064523	2.36%
20-Oct-18	0.000064523	2.36%
21-Oct-18	0.000064523	2.36%
22-Oct-18	0.000064586	2.36%
23-Oct-18	0.000064797	2.37%
24-Oct-18	0.000064821	2.37%
25-Oct-18	0.000064797	2.37%
26-Oct-18	0.000065083	2.38%
27-Oct-18	0.000065083	2.38%
28-Oct-18	0.000065083	2.38%
29-Oct-18	0.000065071	2.38%
30-Oct-18	0.000065071	2.38%
31-Oct-18	0.000065071	2.38%