


Van Zandt County
Monthly Financial & Investment Report
Month Ending November 30, 2017

TO BE RECORDED IN THE DECEMBER 27, 2017 MINUTES

OF THE COMMISSIONERS' COURT

BY VAN ZANDT COUNTY CLERK.


SUBMITTED THIS THE 19TH DAY OF DECEMBER 2017



Teri Pruitt, Treasurer

The Van Zandt County Commissioners' Court, having reviewed the Treasurer's Report as presented, having taken reasonable steps to ensure its accuracy, and based upon presentations of the Treasurer's Office, does hereby approve the Report, subject to the independent auditor's review and does further order that it be filed with the official minutes of this meeting. {LGC 114.026(c)}

In addition, the below signatures affirm that the Treasurers' Report complies with statutes as referenced. {LGC 114.026(d)}S




Don Kirkpatrick, Van Zandt County Judge

N/A

Brandon Brown

Commissioner Precinct #1




Virgil Melton, Jr.

Commissioner Precinct #2



Keith Pearson

Commissioner Precinct #3



Tim West

Commissioner Precinct #4

FUND NAME	CHECKING ACCOUNT	CHECKING AMOUNT	TDOA ACCOUNT	TDOA AMOUNT	FUND TOTAL
2018 010 GENERAL FUND	FIN CLEAR AMERICAN CTY JURY	921,945.59-	TDOA MBIA	813.97	920,962.30-
2018 011 VZC EMPLOYEE BENEFITS FUND			MEDRESERVE MEDCLAIMS		
2018 012 RESERVE FUNDS	FIN CLEAR	38,754.85	TDOA MBIA		38,754.85
2018 015 SHERIFF FORFEITURE FUND	FIN CLEAR AMERICAN	2,769.42	TDOA MBIA	9,100.71	11,870.13
2018 016 DA FORFEITURE FUND	FIN CLEAR		TDOA MBIA		
	ESFCROW #1	3,096.36			
	ESFCROW #2	1,815.37			
	ESFCROW #3	1,167.66			
	ESFCROW #4	301.48			
	ESFCROW #5	801.38			
	ESFCROW #6	1,869.91			
	ESFCROW #7	2,466.27			
	ESFCROW #8	6,164.78			
	ESFCROW #9	1,016.66			
	ESFCROW #10	5,073.19			
	ESFCROW #11	2,812.23			
	ESFCROW #12	1,747.69			
	ESFCROW #13				
	ESFCROW #14				
	ESFCROW #15				
	ESFCROW #16	8,249.83			
	ESFCROW #17	819.25			
	ESFCROW #18	1,531.61			
	ESFCROW #19	3,503.22			
	ESFCROW #20	11,489.60			
	ESFCROW #21	2,299.54			
	ESFCROW #22	766.24			
	ESFCROW #23	12,360.90			
	ESFCROW #24	526.48			
	ESFCROW #25	32,368.27			
	ESFCROW #26	2,917.58			
	ESFCROW #27	2,705.67			
	ESFCROW #28	940.00			
	ESFCROW #29	535.77			
	ESFCROW #30	327.60			
	ESFCROW #31	2,099.01			
	ESFCROW #32				
	ESFCROW #33				
	ESFCROW #34	202.03			
	ESFCROW #35	3,119.49			
	ESFCROW #36				
	ESFCROW #37				
	ESFCROW #38	1,474.97			
	ESFCROW #39	1,422.37			
	ESFCROW #40				
	ESFCROW #41				
	ESFCROW #42				

COMBINED STATEMENT OF CASH POSITION FOR NOVEMBER

FUND NAME	CHECKING ACCOUNT	CHECKING AMOUNT	TDOA ACCOUNT	TDOA AMOUNT	FUND TOTAL
2018 017 BUILDING SECURITY FUND	ESCROW #43				
	ESCROW #44				
	ESCROW #45				
	ESCROW #46				
	ESCROW #47				
	ESCROW #48				
	ESCROW #49				
	ESCROW #50				
	ESCROW #51				
	ESCROW #52				
	ESCROW #53				
	ESCROW #54				
	ESCROW #55				
	ESCROW #56				
	ESCROW #57				
	ESCROW #58		2,625.55		
ESCROW #59					
ESCROW #60					
ESCROW #61		183.90			
ESCROW #62					
ESCROW #63					
ESCROW #64					
ESCROW #65					
ESCROW #66					
ESCROW #67					
ESCROW #68					
ESCROW #69		5,017.03			
ESCROW #70		1,157.45			
ESCROW #71					
ESCROW #72					
ESCROW #73					
ESCROW #74					
ESCROW #75					
ESCROW #76					
ESCROW #77					
ESCROW #78					
ESCROW #79					
ESCROW #80					
ESCROW #81					
ESCROW #82					
ESCROW #83					
ESCROW #84					
ESCROW #85					
ESCROW #86					
ESCROW #87					
ESCROW #88					
					139,736.34
2018 017 BUILDING SECURITY FUND	FIN CLEAR	2,690.47	TDOA MBIA		2,690.47
2018 018 JUSTICE COURT BLDG SECURITY FUND	FIN CLEAR	9,792.20	TDOA		9,792.20
2018 019 DA FORFEITURE FUND	ESCROW #13	985.89			
	ESCROW #14	1,159.72			
	ESCROW #15	6,471.77			
	ESCROW #16	2,943.10			

FUND NAME	CHECKING ACCOUNT	CHECKING AMOUNT	TDOA ACCOUNT	TDOA AMOUNT	FUND TOTAL
2018 021 ROAD & BRIDGE - PCT. 1	FIN CLEAR	221,086.19	TDOA MBIA	205.25	221,294.86
2018 022 ROAD & BRIDGE - PCT. 2	FIN CLEAR	252,400.09	TDOA MBIA	89.10	755,853.17
2018 023 ROAD & BRIDGE - PCT. 3	FIN CLEAR	267,074.76	TDOA MBIA	503,363.98	679.29
2018 024 ROAD & BRIDGE - PCT. 4	FIN CLEAR	53,862.46	TDOA MBIA	.65	267,754.70
2018 026 ROAD & BRIDGE - GEN	FIN CLEAR	30,429.88	TDOA MBIA	136.52	54,346.31
2018 031 COUNTY ROAD FUND - PCT. 1	FIN CLEAR		TDOA MBIA	347.33	30,429.88
2018 032 COUNTY ROAD FUND - PCT. 2	FIN CLEAR	434.00-	TDOA MBIA		434.00-
2018 033 COUNTY ROAD FUND - PCT. 3	FIN CLEAR		TDOA MBIA		
2018 034 COUNTY ROAD FUND - PCT. 4	FIN CLEAR		TDOA MBIA		
2018 035 VICTIM COORDINATOR GRANT	FIN CLEAR	5,355.69-	TDOA MBIA		5,355.69-
2018 036 DA FORFEITURE FUND II	FIN CLEAR	4,128.65-	TDOA MBIA	58,308.84	54,180.19
2018 037 CONSTABLE PCT #4 SEIZURE	FIN CLEAR	760.89	TDOA MBIA	5,614.85	6,375.74
2018 040 COUNTY LAW LIBRARY FUND	FIN CLEAR	1,039.93	TDOA MBIA	49,211.05	50,250.98
2018 042 COUNTY FREE LIBRARY	FIN CLEAR	36,644.27	TDOA MBIA		36,644.27
2018 043 COMMUNITY LIBRARY CONTRIBUTION	FIN CLEAR	441.10	TDOA MBIA		441.10
2018 047 DIGITIZE RECORDS	FIN CLEAR	14,338.80	TDOA MBIA	49,588.13	63,926.93
2018 048 SUPPLEMENTAL GUARDIANSHIP	FIN CLEAR	16,653.28	TDOA	11,129.27	27,782.55
2018 049 COUNTY CHILD ABUSE PREVENTION	FIN CLEAR	5,741.26	TDOA	1.83	5,743.09
2018 050 COURT RELATED PROGRAMS	FIN CLEAR	6,817.53	TDOA MBIA	9,103.71	15,921.24

FUND NAME	CHECKING ACCOUNT	CHECKING AMOUNT	TDOA ACCOUNT	TDOA AMOUNT	FUND TOTAL
2018 052 COUNTY & DISTRICT TECH FUND	FIN CLEAR	7,209.56	TDOA MBIA		7,209.56
2018 053 CAPITALCREDITSECONOMICDEVELOPFIN	CLEAR	55,617.40	TDOA	181,673.15	237,290.55
2018 054 COMBINEDCOURTTECHNOLOGYFUND	FIN CLEAR	1,600.11	TDOA	18,278.82	19,878.93
2018 055 CHAPTER 19	FIN CLEAR	15.96	TDOA MBIA		15.96
2018 056 COUNTY RECORDS FUND	FIN CLEAR	35,292.00	TDOA MBIA	68,151.62	103,443.62
2018 057 COUNTY CLERK RECORDS FUND	FIN CLEAR	36,564.46	TDOA MBIA	83,318.69	119,883.15
2018 058 DISTRICT CLERK RECORDS FUND	FIN CLEAR	9,119.25	TDOA	25,412.06	34,531.31
2018 059 COUNTY CLERK ARCHIVE	FIN CLEAR	272,825.60	TDOA	128,376.86	401,202.46
2018 060 CAPITAL PROJECT W P ANNEX	FIN CLEAR		TDOA MBIA		
2018 061 CAPITAL PROJECT ROADS PCT NOFIN	CLEAR	171.63	TDOA MBIA		171.63
2018 062 CAPITAL PROJECT ROADS PCT NOFIN	CLEAR		TDOA MBIA		
2018 063 CAPITAL PROJECT ROADS PCT NOFIN	CLEAR		TDOA MBIA		
2018 064 CAPITAL PROJECT ROADS PCT NOFIN	CLEAR		TDOA MBIA		
2018 070 PERMANENT IMPROVEMENT FUND	FIN CLEAR		TDOA MBIA		
2018 075 RIGHT-OF-WAY FUND	FIN CLEAR	118.09	TDOA MBIA		118.09
2018 084 TAX ANTICIPATION NOTES	FIN CLEAR	24.23	TDOA MBIA		24.23
2018 085 DEBT SERVICE FUND	DEBT CL	28,549.30	TDOA MBIA	189,321.26	466,560.67
2018 087 VZC INDIGENT HEALTH PROGRAM	FIN CLEAR	108,043.40	TDOA MBIA	248,690.11	108,043.40
2018 088 SOIL CONSERVATION DIST FUND	FIN CLEAR	2,742.01	TDOA MBIA	15,242.40	17,984.41
2018 090 APPELLATE JUSTICE SYSTEM FUND	FIN CLEAR	830.35	TDOA MBIA		830.35

DATE 12/19/2017 TIME 14:45

COMBINED STATEMENT OF CASH POSITION FOR NOVEMBER

FUND NAME	CHECKING ACCOUNT	CHECKING AMOUNT	TDOA ACCOUNT	TDOA AMOUNT	FUND TOTAL
2018 095 PAYROLL CLEARING ACCOUNT.	PAYCLEAR	193,660.58	MBIA		193,660.58
2018 096 GEN FIXED ASSETS ACCOUNT GRP			MBIA		
2018 097 LONG TERM DEBT GROUP			MBIA		
2018 130 911 RURAL ADDRESSING PROJECT	FIN CLEAR		TDOA MBIA		
2018 131 VAN ZANDT COUNTY JAIL	FIN CLEAR	130,347.24	TDOA MBIA		130,347.24
2018 132 VAN ZANDT COUNTY SHERIFF DEPT	FIN CLEAR	25,309.97	TDOA MBIA		25,309.97
2018 135 CAPITAL MURDER	FIN CLEAR		TDOA		
2018 136 HOMELAND SECURITY GRANT	FIN CLEAR	1,990.01	TDOA MBIA		1,990.01
2018 137 LAW ENFORCEMENT BLOCK 2001	FIN CLEAR		TDOA MBIA		
2018 138 LAW ENFORCEMENT BLOCK 2003	FIN CLEAR		TDOA MBIA		
2018 139 HOMELAND SECURITY GRANT P25	FIN CLEAR	2,293.00-	TDOA MBIA		2,293.00-
2018 140 MOBILE VIDEO REPLACEMENT GRANT	FIN CLEAR		TDOA		
2018 141 BULLET PROOF VEST GRANT	FIN CLEAR	5,430.50-	TDOA MBIA		5,430.50-
2018 142 BURN JAG GRANT	FIN CLEAR		TDOA		
2018 143 BYRNE JAG LOCAL GRANT	FIN CLEAR		TDOA		
2018 145 SOLID WASTE GRANT	FIN CLEAR	203.03	TDOA		203.03
2018 147 MOBILE VIDEO REPLACEMENT GRANT	FIN CLEAR		TDOA		
2018 261 CAPITAL PROJECT ROADS PCT NOFIN	CLEAR	7.84	TDOA		7.84
2018 262 CAPITAL PROJECT ROADS PCT NOFIN	CLEAR	1.34	TDOA		1.34
2018 263 CAPITAL PROJECT PCT 3	FIN CLEAR		TDOA		
2018 264 CAPITAL PROJECT PCT 4	FIN CLEAR		TDOA		
2018 400 FRUITVALE 2011 TXCDBG	710056WATER				
2018 401 BENNHELEBERRY SC	7134891131115				
2018 402 LITTLEHOPENWOOD SC	7130260813				
2018 540 PRETRIAL SUPERVISION	FIN CLEAR	47,434.54	TDOA	101,072.98	148,507.52

FUND NAME	CHECKING ACCOUNT	CHECKING AMOUNT	TDOA ACCOUNT	TDOA AMOUNT	FUND TOTAL
2018 541 COMMUNITY SUP & CORRECTIONS	FIN CLEAR	85,801.16	TDOA MBIA	261,317.80	347,118.96
2018 542 ADULT PROBATION CIVIL	FIN CLEAR	70,999.06	TDOA MBIA	274,928.18	345,927.24
2018 543 HIGH RISK SUBSTANCE ABUSE -CFIN CLEAR		7,468.96-	TDOA MBIA		7,468.96-
2018 544 HIGH RISK SEX OFFENDER -CCP FIN CLEAR		1,359.74	TDOA		1,359.74
2018 545 GRANT C COMMIT REDUCTION PROFIN CLEAR		5,428.24			5,428.24
2018 546 JUVENILE PROBATION FUND	FIN CLEAR	236,318.27-	TDOA MBIA		236,318.27-
2018 547 VZCJPD STATE AID GRANT	FIN CLEAR	40,221.08	TDOA MBIA		40,221.08
2018 548 VZCJPD PROGRESSIVE SANCTIONSFIN CLEAR			TDOA MBIA		
2018 549 VZCJPD - GRANT N	FIN CLEAR	17,159.69	TDOA MBIA		17,159.69
2018 550 D A SUPPLEMENTAL FUND	FIN CLEAR	7,093.86	TDOA MBIA	4,585.97	11,679.83
2018 551 VOICES - JUV CID GRANT	FIN CLEAR	3,565.14-	TDOA		3,565.14-
2018 552 ETCOG RESIDENTIAL	FIN CLEAR	1,676.57-	TDOA MBIA		1,676.57-
2018 553 V - JUV PROB POST FUND	FIN CLEAR		TDOA MBIA		
2018 554 GRANT I SECURE FELONY REIMB FIN CLEAR		665.00-	TDOA		665.00-
2018 555 JUVENILE PROBATION INTEREST FIN CLEAR		32.77	TDOA MBIA	23,406.87	23,439.64
2018 556 GRANT H-DIVERSION RESIDENTIALFIN CLEAR					
2018 557 GRANT I	FIN CLEAR				
2018 558 GRANT S	FIN CLEAR	12,513.46			12,513.46
2018 559 MENTAL IMPAIRMENT CASeload FIN CLEAR		13,896.43-	TDOA MBIA		13,896.43-
2018 560 SALARY ADJUSTMENT FOR JUV PRFIN CLEAR		1.33-	TDOA MBIA		1.33-
2018 562 TITLE IV-E FEDERAL FOSTER CAFIN CLEAR			TDOA MBIA		
2018 563 FRUITVALE WATER TDHCA 720076			MBIA		

DATE 12/19/2017 TIME 14:45

COMBINED STATEMENT OF CASH POSITION FOR NOVEMBER

FUND NAME	CHECKING ACCOUNT	CHECKING AMOUNT	TDOA ACCOUNT	TDOA AMOUNT	FUND TOTAL
2018 564 ICB	FIN CLEAR				
2018 565 INDIGENT DEFENSE GRANT	FIN CLEAR	5,236.88	TDOA	306.53	5,543.41
2018 567 ABATEMENT OFFICER	FIN CLEAR	95,446.56	TDOA		95,446.56
2018 568 TECHNOLOGY RESOURCES	FIN CLEAR	1.50	TDOA		1.50
2018 569 HAVA ELECTION GRANT	FIN CLEAR	9,653.03			9,653.03
2018 570 GOLDEN WATER SUPPLY CORP					
2018 580 D.A. CHECK COLLECTION FUND	FIN CLEAR	6,712.48	TDOA	10,190.57	16,903.05
2018 591 CONSTABLE #1 TLEOSE FUND	FIN CLEAR	1,211.46	TDOA		1,211.46
2018 592 CONSTABLE #2 TLEOSE FUND	FIN CLEAR	506.94	MBIA		506.94
2018 593 CONSTABLE #3 TLEOSE FUND	FIN CLEAR		MBIA		
2018 594 CONSTABLE #4 TLEOSE FUND	FIN CLEAR	3,612.84	TDOA		3,612.84
2018 595 SHERIFF TLEOSE FUND	FIN CLEAR	9,990.97	MBIA		9,990.97
2018 596 DA TLEOSE FUND	FIN CLEAR	941.88	MBIA		941.88
2018 597 VZC COMMISSARY PERSONNEL FUNDFIN CLEAR		2.41-	MBIA		2.41-
2018 598 SHERIFF - CANINE DRUG ACCOUNTFIN CLEAR			MBIA		
2018 600 JUSTICE COURT TECHNOLOGY FUNDFIN CLEAR		38,077.13	TDOA	12.84	38,089.97
2018 601 VZC COURTHOUSE BEAUTIFICATIONFIN CLEAR					
2018 602 CHILD ADVOCACY	FIN CLEAR	9.08			9.08
2018 800 CONTRIBUTION RELIEF FUND	FIN CLEAR		TDOA	16,082.93	16,082.93
2018 801 HURRICANE RITA - ASSISTANCE FIN CLEAR			TDOA		
2018 802 VETERAN'S MEMORIAL WALL FUNDFIN CLEAR		.55	TDOA		.55
2018 803 HISTORICAL COMMISSION	FIN CLEAR	9,790.12	TDOA	.16	9,790.28
2018 804 VAN TORNADO-ASSISTANCE	FIN CLEAR	43,988.27-			43,988.27-
2018 805 FEMA - DEC 2015 STORM	FIN CLEAR	470.66	TDOA		470.66
2018 806 FEMA APRIL 2016 STORM	FIN CLEAR				
TOTAL		1,245,947.80		2,349,340.02	3,595,287.82

CHECK ACCOUNT

CHECK

ACCOUNT BALANCE - FTN CLEAR	871,866.73
ACCOUNT BALANCE - CITY JURY	1,103.00
ACCOUNT BALANCE - ESCROW #1	3,096.36
ACCOUNT BALANCE - ESCROW #2	1,815.37
ACCOUNT BALANCE - ESCROW #3	1,167.66
ACCOUNT BALANCE - ESCROW #4	301.48
ACCOUNT BALANCE - ESCROW #5	801.38
ACCOUNT BALANCE - ESCROW #6	1,859.91
ACCOUNT BALANCE - ESCROW #7	2,466.27
ACCOUNT BALANCE - ESCROW #8	6,154.78
ACCOUNT BALANCE - ESCROW #9	1,016.66
ACCOUNT BALANCE - ESCROW #10	5,073.19
ACCOUNT BALANCE - ESCROW #11	2,812.23
ACCOUNT BALANCE - ESCROW #12	1,747.69
ACCOUNT BALANCE - ESCROW #13	985.89
ACCOUNT BALANCE - ESCROW #14	1,159.72
ACCOUNT BALANCE - ESCROW #15	6,471.77
ACCOUNT BALANCE - ESCROW #16	2,943.10
ACCOUNT BALANCE - ESCROW #17	8,249.83
ACCOUNT BALANCE - ESCROW #18	819.25
ACCOUNT BALANCE - ESCROW #19	1,531.61
ACCOUNT BALANCE - ESCROW #20	3,503.22
ACCOUNT BALANCE - ESCROW #21	11,489.60
ACCOUNT BALANCE - ESCROW #22	2,299.54
ACCOUNT BALANCE - ESCROW #23	766.24
ACCOUNT BALANCE - ESCROW #24	12,360.90
ACCOUNT BALANCE - ESCROW #25	32,368.27
ACCOUNT BALANCE - ESCROW #26	2,917.58
ACCOUNT BALANCE - ESCROW #27	2,705.67
ACCOUNT BALANCE - ESCROW #28	940.00
ACCOUNT BALANCE - ESCROW #29	535.77
ACCOUNT BALANCE - ESCROW #30	327.60
ACCOUNT BALANCE - ESCROW #31	2,099.01
ACCOUNT BALANCE - ESCROW #32	2,202.03
ACCOUNT BALANCE - ESCROW #33	3,119.49
ACCOUNT BALANCE - ESCROW #34	1,474.97
ACCOUNT BALANCE - ESCROW #35	1,422.37
ACCOUNT BALANCE - ESCROW #36	1,677.37
ACCOUNT BALANCE - ESCROW #37	368.53
ACCOUNT BALANCE - ESCROW #38	2,625.55
ACCOUNT BALANCE - ESCROW #39	183.90
ACCOUNT BALANCE - ESCROW #40	5,017.03
ACCOUNT BALANCE - ESCROW #41	1,157.45
ACCOUNT BALANCE - ESCROW #42	4,279.37
ACCOUNT BALANCE - ESCROW #43	2,314.35
ACCOUNT BALANCE - ESCROW #44	353.81
ACCOUNT BALANCE - ESCROW #45	4,026.06
ACCOUNT BALANCE - ESCROW #46	638.55
ACCOUNT BALANCE - ESCROW #47	779.33
ACCOUNT BALANCE - ESCROW #48	28,549.30
ACCOUNT BALANCE - DEBT CL	193,660.58
ACCOUNT BALANCE - PAYCHEAR	

TOTAL

1,245,947.80

TDOA ACCOUNT

TDOA

ACCOUNT BALANCE - TDOA

1,595,662.21

DATE 12/19/2017 TIME 14:45

COMBINED STATEMENT OF CASH POSITION FOR NOVEMBER

TDOA ACCOUNT

TDOA

ACCOUNT BALANCE - MBIA

753,677.81

TOTAL

2,349,340.02

FUND NAME	***** MONTH TO DATE ***** REVENUES	DATE ***** EXPENSES	***** YEAR TO DATE ***** REVENUES	DATE ***** EXPENSES
2018 GENERAL FUND	725,491.52	869,561.30	753,796.07	1,845,609.99
2018 VZC EMPLOYEE BENEFITS FUND	.00	.00	.00	.00
2018 RESERVE FUNDS	38,754.85	.00	38,754.85	.00
2018 SHERIFF FORFEITURE FUND	7.92	.00	13.71	.00
2018 DA FORFEITURE FUND	.00	.00	.00	.00
2018 BUILDING SECURITY FUND	4,332.03	3,921.34	6,540.36	6,137.37
2018 JUSTICE COURT BLDG SECURITY	467.39	124.00	467.39	305.00
2018 DA FORFEITURE FUND	.00	.00	.00	.00
2018 ROAD & BRIDGE - PCT. 1	61,870.75	63,883.42	96,428.14	131,148.05
2018 ROAD & BRIDGE - PCT. 2	391,020.11	113,308.77	432,913.33	224,171.54
2018 ROAD & BRIDGE - PCT. 3	75,085.16	59,433.63	110,316.31	130,842.73
2018 ROAD & BRIDGE - PCT. 4	61,233.47	36,000.98	204,100.14	64,395.56
2018 ROAD & BRIDGE - GEN	.00	2,998.30	40,000.00	4,795.48
2018 COUNTY ROAD FUND - PCT. 1	.00	.00	.00	.00
2018 COUNTY ROAD FUND - PCT. 2	.00	.00	.00	.00
2018 COUNTY ROAD FUND - PCT. 3	.00	.00	.00	.00
2018 COUNTY ROAD FUND - PCT. 4	.00	.00	.00	.00
2018 VICTIM COORDINATOR GRANT	1,260.34	4,344.62	14,390.68	6,834.65
2018 DA FORFEITURE FUND II	50.75	6,206.79	87.88	8,217.44
2018 CONSTABLE PCT #4 SEIZURE	4.88	.00	8.45	.00
2018 COUNTY LAW LIBRARY FUND	2,912.83	2,614.98	2,944.16	2,647.98
2018 COUNTY FREE LIBRARY	10,211.60	11,212.55	20,817.41	17,736.07
2018 COMMUNITY LIBRARY CONTRIBUTION	34.00	.00	34.00	.00
2018 DIGITIZE RECORDS	913.16	.00	944.73	.00
2018 SUPPLEMENTAL GUARDIANSHIP	369.68	.00	376.76	.00
2018 COUNTY CHILD ABUSE PREVENTION	62.61	.00	62.61	.00

FUND NAME	***** MONTH TO DATE ***** REVENUES	***** YEAR TO DATE ***** REVENUES	***** MONTH TO DATE ***** EXPENSES	***** YEAR TO DATE ***** EXPENSES
2018 COURT RELATED PROGRAMS	7.92	13.71	.00	.00
2018 COUNTY & DISTRICT TECH FUND	153.82	153.82	.00	.00
2018 CAPITALCREDITSECONOMICDEVELOP	158.13	273.83	.00	.00
2018 COMBINEDCOURTECHNOLOGYFUND	695.91	707.55	.00	.00
2018 CHAPTER 19	.00	.00	.00	.00
2018 COUNTY RECORDS FUND	1,689.11	1,732.51	175.00	350.00
2018 COUNTY CLERK RECORDS FUND	10,379.18	20,306.96	2,611.53	11,691.13
2018 DISTRICT CLERK RECORDS FUND	432.06	448.24	701.41	996.46
2018 COUNTY CLERK ARCHIVE	9,419.74	9,516.47	.00	.00
2018 CAPITAL PROJECT W P ANNEX	.00	.00	.00	.00
2018 CAPITAL PROJECT ROADS PCT NO 1	.00	.00	.00	.00
2018 CAPITAL PROJECT ROADS PCT NO 2	.00	.00	.00	.00
2018 CAPITAL PROJECT ROADS PCT NO 3	.00	.00	.00	.00
2018 CAPITAL PROJECT ROADS PCT NO 4	.00	.00	.00	.00
2018 PERMANENT IMPROVEMENT FUND	.00	.00	.00	.00
2018 RIGHT-OF-WAY FUND	.00	.00	.00	.00
2018 TAX ANTICIPATION NOTES	.00	.00	.00	.00
2018 DEBT SERVICE FUND	47,906.97	48,454.00	454,013.90	454,013.90
2018 VZC INDIGENT HEALTH PROGRAM	17,500.00	35,000.00	19,885.04	24,040.42
2018 SOIL CONSERVATION DIST FUND	263.26	522.96	.00	.00
2018 APPELLATE JUSTICE SYSTEM FUND	410.00	410.00	.00	1,185.00
2018 PAYROLL CLEARING ACCOUNT.	.00	.00	.00	.00
2018 GEN FIXED ASSETS ACCOUNT GRP	.00	.00	.00	.00
2018 LONG TERM DEBT GROUP	.00	.00	.00	.00
2018 911 RURAL ADDRESSING PROJECT	.00	.00	.00	.00
2018 VAN ZANDT COUNTY JAIL	186,201.58	371,999.85	139,062.98	225,792.71

FUND NAME	***** MONTH TO DATE ***** REVENUES	***** YEAR TO DATE ***** REVENUES	***** MONTH TO DATE ***** EXPENSES	***** YEAR TO DATE ***** EXPENSES
2018 VAN ZANDT COUNTY SHERIFF DEPT	211,008.34	424,934.98	171,084.46	268,946.88
2018 CAPITAL MURDER	.00	.00	.00	.00
2018 HOMELAND SECURITY GRANT	.00	.00	.00	.00
2018 LAW ENFORCEMENT BLOCK 2001	.00	.00	.00	.00
2018 LAW ENFORCEMENT BLOCK 2003	.00	.00	.00	.00
2018 HOMELAND SECURITY GRANT P25 CO	.00	.00	.00	.00
2018 MOBILE VIDEO REPLACEMENT GRANT	.00	.00	.00	.00
2018 BULLET PROOF VEST GRANT	.00	.00	.00	.00
2018 BURN JAG GRANT	.00	.00	.00	.00
2018 BYRNE JAG LOCAL GRANT	.00	.00	.00	.00
2018 SOLID WASTE GRANT	.00	.00	.00	.00
2018 MOBILE VIDEO REPLACEMENT GRANT	.00	.00	.00	.00
2018 CAPITAL PROJECT ROADS PCT NO 1	.00	.00	.00	.00
2018 CAPITAL PROJECT ROADS PCT NO 2	.00	.00	.00	.00
2018 CAPITAL PROJECT PCT 3	.00	.00	.00	.00
2018 CAPITAL PROJECT PCT 4	.00	.00	.00	.00
2018 FRUITVALE 2011 TXCDBG 710056	.00	.00	.00	.00
2018 BENWHEELERWSC 71348911131115	.00	.00	.00	.00
2018 LITTLEHOPEMOOREMSC713026081315	.00	.00	.00	.00
2018 PRETRIAL SUPERVISION	1,851.98	6,778.70	3,832.71	9,074.76
2018 COMMUNITY SUP & CORRECTIONS	49,845.78	142,308.02	40,763.84	95,617.90
2018 ADULT PROBATION CIVIL	3,034.31	6,268.15	1,121.32	2,733.33
2018 HIGH RISK SUBSTANCE ABUSE -CCP	1,005.42	8,488.42	3,269.06	8,488.42
2018 HIGH RISK SEX OFFENDER -CCP	.00	13,332.00	4,973.15	11,346.92
2018 GRANT C COMMIT REDUCTION PROG	4,834.00	19,336.00	4,433.70	11,977.86
2018 JUVENILE PROBATION FUND	35,081.67	66,791.59	36,381.19	97,856.89

FUND NAME	***** MONTH TO DATE ***** REVENUES	***** YEAR TO DATE ***** REVENUES	***** MONTH TO DATE ***** EXPENSES	***** YEAR TO DATE ***** EXPENSES
2018 VZCJPD STATE AID GRANT	27,281.60	112,559.60	23,467.80	64,324.62
2018 VZCJPD PROGRESSIVE SANCTIONS	.00	.00	.00	.00
2018 VZCJPD - GRANT N	7,986.00	31,944.00	7,355.13	17,719.57
2018 D A SUPPLEMENTAL FUND	3.99	6.91	2,018.00	3,016.80
2018 VOICES - JUV CJD GRANT	9,407.52	.00	2,764.04	5,700.30
2018 ETCOG RESIDENTIAL	.00	.00	.00	.00
2018 V - JUV PROB POST FUND	.00	.00	.00	.00
2018 GRANT L SECURE FELONY REIMB	.00	.00	.00	.00
2018 JUVENILE PROBATION INTEREST	21.51	59.49	.00	.00
2018 GRANT H-DIVERSION RESIDENTIAL	.00	.00	.00	.00
2018 GRANT I	.00	.00	.00	.00
2018 GRANT S	4,273.00	17,092.00	2,893.02	3,984.66
2018 MENTAL IMPAIRMENT CASELOAD	4,931.69	13,549.69	5,218.70	13,549.69
2018 SALARY ADJUSTMENT FOR JUV PROB	.00	.00	.00	.00
2018 TITTLE IV-E FEDERAL FOSTER CARE	.00	.00	.00	.00
2018 FRUITVALE WATER TDHCA 720076	.00	.00	.00	.00
2018 ICB	.00	.00	.00	.00
2018 INDIGENT DEFENSE GRANT	.26	.45	3,019.86	4,782.75
2018 ABATEMENT OFFICER	16,450.00	16,450.00	11,251.61	17,045.92
2018 TECHNOLOGY RESOURCES	.00	.00	.00	.00
2018 HAVA ELECTION GRANT	.00	.00	.00	.00
2018 GOLDEN WATER SUPPLY CORP	.00	.00	.00	.00
2018 D.A. CHECK COLLECTION FUND	106.81	234.16	348.06	519.45
2018 CONSTABLE #1 TLEOSE FUND	.00	.00	.00	.00
2018 CONSTABLE #2 TLEOSE FUND	.00	.00	.00	.00
2018 CONSTABLE #3 TLEOSE FUND	.00	.00	.00	.00

FUND NAME	***** MONTH TO DATE ***** REVENUES	***** YEAR TO DATE ***** REVENUES	***** MONTH TO DATE ***** EXPENSES	***** YEAR TO DATE ***** EXPENSES
2018 CONSTABLE #4 TLEOSE FUND	.00	.00	20.00	20.00
2018 SHERIFF TLEOSE FUND	.00	.00	.00	.00
2018 DA TLEOSE FUND	.00	.00	.00	.00
2018 VZC COMMISSARY PERSONNEL FUND	.00	.00	.00	.00
2018 SHERIFF - CANINE DRUG ACCOUNT	.00	.00	.00	.00
2018 JUSTICE COURT TECHNOLOGY FUND	625.97	638.80	.00	.00
2018 VZC COURTHOUSE BEAUTIFICATION	.00	.00	.00	.00
2018 CHILD ADVOCACY	.00	.00	.00	.00
2018 CONTRIBUTION RELIEF FUND	.00	.00	.00	.00
2018 HURRICANE RITA - ASSISTANCE	.00	.00	.00	.00
2018 VETERAN'S MEMORIAL WALL FUND	.00	.00	.00	.00
2018 HISTORICAL COMMISSION	.00	545.00	.00	.00
2018 VAN TORNADO-ASSISTANCE	.00	.00	.00	.00
2018 FEMA - DEC 2015 STORM	.00	.00	.00	.00
2018 FEMA APRIL 2016 STORM	.00	.00	.00	.00
TOTAL	2,027,050.58	3,093,854.84	2,114,276.19	3,797,618.20

ACCOUNT NAME	BEGINNING CASH BALANCE	CASH RECEIPTS	CASH DISBURSEMENTS	ENDING CASH BALANCE
2018 010 GENERAL FUND				
CASH	489,213.57	1,006,908.96	1,439,640.98	921,945.59
RETURNED CHECK FEES	.00	.00	.00	.00
AMERICAN NATIONAL CASH	.00	.00	.00	.00
VZC JURY CASH CLEARING	3,001.00	.00	4,104.00	1,103.00
VZC CHECKING DEBT SERVICE	.00	.00	.00	.00
PETTY CASH COLLECTION-PCT. 1	100.00	.00	.00	100.00
PETTY CASH-CTY CLERK	500.00	.00	.00	500.00
PETTY CASH-DIST CLERK	400.00	.00	.00	400.00
COUNTY COURT JURY CASH	.00	.00	.00	.00
DISTRICT COURT JURY CASH	.00	.00	.00	.00
PETTY CASH-JP #1	200.00	.00	.00	200.00
PETTY CASH-JP #2	200.00	.00	.00	200.00
PETTY CASH - JP#4	200.00	.00	.00	200.00
PETTY CASH-SHERIFF	200.00	.00	.00	200.00
PETTY CASH-TAX COLLECTOR	3,000.00	.00	.00	3,000.00
PETTY CASH-TAX (BOAT)	.00	.00	.00	.00
PETTY CASH-TAX (BOAT CK ACCT)	2.70	.00	.00	2.70
TIME DEPOSIT ON ACCOUNT	799.13	14.84	.00	813.97
MBIA MUNICIPAL INVESTORS SERV	1,270.96	1.36	.00	1,272.32
FUND TOTALS	479,538.78	1,006,925.16	1,443,744.98	916,358.60
2018 011 VZC EMPLOYEE BENEFITS FUND				
VZC BENEFIT RESERVE	.00	.00	.00	.00
CLAIMS CLEARING ACCOUNT	.00	.00	.00	.00
INTER ACCOUNT CLEARING TRANSFE	.00	.00	.00	.00
FUND TOTALS	.00	.00	.00	.00
2018 012 RESERVE FUNDS				
CASH	.00	38,754.85	.00	38,754.85
TIME DEPOSIT ON ACCOUNT	.00	.00	.00	.00
MBIA MUNICIPAL INVESTORS SERV	.00	.00	.00	.00
FUND TOTALS	.00	38,754.85	.00	38,754.85
2018 015 SHERIFF FORFEITURE FUND				
CASH	2,769.42	.00	.00	2,769.42
AMERICAN NATIONAL CASH	.00	.00	.00	.00
CASH-OTHER	.00	.00	.00	.00
TIME DEPOSIT ON ACCOUNT	9,092.79	7.92	.00	9,100.71
MBIA MUNICIPAL INVESTORS SERV	.00	.00	.00	.00
FUND TOTALS	11,862.21	7.92	.00	11,870.13
2018 016 DA FORFEITURE FUND				
CASH	.00	.00	.00	.00
ESCROW/BART ROGERS	3,096.11	.25	.00	3,096.36
ESCROW/HURST-LANE	1,815.15	.22	.00	1,815.37
ESCROW/CALE	1,167.51	.15	.00	1,167.66
ESCROW/HALL	301.44	.04	.00	301.48
ESCROW/RANDALL MOORE	801.32	.06	.00	801.38
ESCROW/DENNIS KINCAID	1,869.76	.15	.00	1,869.91
ESCROW/DALTON KING	2,466.07	.20	.00	2,466.27
ESCROW/TONY KHAMPA	6,164.27	.51	.00	6,164.78
ESCROW/STANLEY CRAVEN	1,016.54	.12	.00	1,016.66
ESCROW/JUAN RICARDO	5,072.77	.42	.00	5,073.19
ESCROW/CULPEPPER	2,812.00	.23	.00	2,812.23

ACCOUNT NAME	BEGINNING CASH BALANCE	CASH RECEIPTS	CASH DISBURSEMENTS	ENDING CASH BALANCE
2018 021 ROAD & BRIDGE - PCT. 1				
CASH	235,617.82	61,870.58	76,402.21	221,086.19
TIME DEPOSIT ON ACCOUNT	205.08	.17	.00	205.25
MBIA MUNICIPAL INVESTORS	3.42	.00	.00	3.42
FUND TOTALS	235,826.32	61,870.75	76,402.21	221,294.86
2018 022 ROAD & BRIDGE - PCT. 2				
CASH	722.03	399,099.60	147,421.54	252,400.09
TIME DEPOSIT ON ACCOUNT	89.03	.07	.00	89.10
MBIA MUNICIPAL INVESTORS	502,827.65	536.33	.00	503,363.98
FUND TOTALS	503,638.71	399,636.00	147,421.54	755,853.17
2018 023 ROAD & BRIDGE - PCT. 3				
CASH	262,371.31	75,088.41	70,384.96	267,074.76
TIME DEPOSIT ON ACCOUNT	679.05	.24	.00	679.29
MBIA MUNICIPAL INVESTORS	.65	.00	.00	.65
FUND TOTALS	263,051.01	75,088.65	70,384.96	267,754.70
2018 024 ROAD & BRIDGE - PCT. 4				
CASH	88,006.44	61,232.99	95,376.97	53,862.46
TIME DEPOSIT ON ACCOUNT	136.41	.11	.00	136.52
MBIA MUNICIPAL INVESTORS	346.96	.37	.00	347.33
FUND TOTALS	88,489.81	61,233.47	95,376.97	54,346.31
2018 026 ROAD & BRIDGE - GEN				
CASH	34,883.71	.00	4,453.83	30,429.88
TIME DEPOSIT ON ACCOUNT	.00	.00	.00	.00
MBIA MUNICIPAL INVESTORS	.00	.00	.00	.00
FUND TOTALS	34,883.71	.00	4,453.83	30,429.88
2018 031 COUNTY ROAD FUND - PCT. 1				
CASH	.00	.00	.00	.00
TIME DEPOSIT ON ACCOUNT	.00	.00	.00	.00
MBIA MUNICIPAL INVESTORS	.00	.00	.00	.00
FUND TOTALS	.00	.00	.00	.00
2018 032 COUNTY ROAD FUND - PCT. 2				
CASH	434.00	.00	.00	434.00
TIME DEPOSIT ON ACCOUNT	.00	.00	.00	.00
MBIA MUNICIPAL INVESTORS	.00	.00	.00	.00
FUND TOTALS	434.00	.00	.00	434.00
2018 033 COUNTY ROAD FUND - PCT. 3				
CASH	.00	.00	.00	.00

ACCOUNT NAME	BEGINNING CASH BALANCE	CASH RECEIPTS	CASH DISBURSEMENTS	ENDING CASH BALANCE
2018 034 COUNTY ROAD FUND - PCT. 4				
CASH DEPOSIT ON ACCOUNT	.00	.00	.00	.00
TIME DEPOSIT ON ACCOUNT	.00	.00	.00	.00
MBIA MUNICIPAL INVESTORS SERV	.00	.00	.00	.00
FUND TOTALS	.00	.00	.00	.00
2018 035 VICTIM COORDINATOR GRANT				
CASH DEPOSIT ON ACCOUNT	272.58-	1,260.34	6,343.45-	5,355.69-
TIME DEPOSIT ON ACCOUNT	.00	.00	.00	.00
MBIA MUNICIPAL INVESTORS SERV	.00	.00	.00	.00
FUND TOTALS	272.58-	1,260.34	6,343.45-	5,355.69-
2018 036 DA FORFEITURE FUND II				
CASH DEPOSIT ON ACCOUNT	3,618.12	50.75	7,746.77-	4,128.65-
TIME DEPOSIT ON ACCOUNT	58,258.09	50.75	.00	58,308.84
MBIA MUNICIPAL INVESTORS SERV	.00	.00	.00	.00
FUND TOTALS	61,876.21	50.75	7,746.77-	54,180.19
2018 037 CONSTABLE PCT #4 SEIZURE				
CASH DEPOSIT ON ACCOUNT	760.89	4.88	.00	760.89
TIME DEPOSIT ON ACCOUNT	5,609.97	4.88	.00	5,614.85
MBIA MUNICIPAL INVESTORS SERV	.00	.00	.00	.00
FUND TOTALS	6,370.86	4.88	.00	6,375.74
2018 040 COUNTY LAW LIBRARY FUND				
CASH DEPOSIT ON ACCOUNT	784.91	2,870.00	2,614.98-	1,039.93
TIME DEPOSIT ON ACCOUNT	49,168.22	42.83	.00	49,211.05
MBIA MUNICIPAL INVESTORS SERV	.00	.00	.00	.00
FUND TOTALS	49,953.13	2,912.83	2,614.98-	50,250.98
2018 042 COUNTY FREE LIBRARY				
CASH DEPOSIT ON ACCOUNT	41,534.18	10,211.60	15,101.51-	36,644.27
TIME DEPOSIT ON ACCOUNT	.00	.00	.00	.00
MBIA MUNICIPAL INVESTORS SERV	.00	.00	.00	.00
FUND TOTALS	41,534.18	10,211.60	15,101.51-	36,644.27
2018 043 COMMUNITY LIBRARY CONTRIBUTION				
CASH DEPOSIT ON ACCOUNT	407.10	34.00	.00	441.10
TIME DEPOSIT ON ACCOUNT	.00	.00	.00	.00
MBIA MUNICIPAL INVESTORS SERV	.00	.00	.00	.00
FUND TOTALS	407.10	34.00	.00	441.10
2018 047 DIGITIZE RECORDS				
CASH DEPOSIT ON ACCOUNT	13,468.80	870.00	.00	14,338.80
TIME DEPOSIT ON ACCOUNT	49,544.97	43.16	.00	49,588.13
MBIA MUNICIPAL INVESTORS SERV	.00	.00	.00	.00
FUND TOTALS	63,013.77	913.16	.00	63,926.93
2018 048 SUPPLEMENTAL GUARDIANSHIP				
CASH DEPOSIT ON ACCOUNT	16,293.28	360.00	.00	16,653.28
TIME DEPOSIT ON ACCOUNT	11,119.59	9.68	.00	11,129.27
MBIA MUNICIPAL INVESTORS SERV	.00	.00	.00	.00
FUND TOTALS	27,412.87	369.68	.00	27,782.55
2018 049 COUNTY CHILD ABUSE PREVENTION				
CASH DEPOSIT ON ACCOUNT	5,678.65	62.61	.00	5,741.26

ACCOUNT NAME	BEGINNING CASH BALANCE	CASH RECEIPTS	CASH DISBURSEMENTS	ENDING CASH BALANCE
2018 050 COURT RELATED PROGRAMS	5,680.48	62.61	.00	5,743.09
CASH	6,817.53	.00	.00	6,817.53
TIME DEPOSIT ON ACCOUNT	9,095.79	7.92	.00	9,103.71
MBIA MUNICIPAL INVESTORS SERV	.00	.00	.00	.00
FUND TOTALS	15,913.32	7.92	.00	15,921.24
2018 052 COUNTY & DISTRICT TECH FUND	7,055.74	153.82	.00	7,209.56
CASH	.00	.00	.00	.00
TIME DEPOSIT ON ACCOUNT	.00	.00	.00	.00
MBIA	7,055.74	153.82	.00	7,209.56
FUND TOTALS	7,055.74	153.82	.00	7,209.56
2018 053 CAPITALCREDITSECONOMICDEVELOP	55,617.40	.00	.00	55,617.40
CASH	181,515.02	158.13	.00	181,673.15
TIME DEPOSIT ON ACCOUNT	237,132.42	158.13	.00	237,290.55
FUND TOTALS	418,652.42	316.26	.00	418,968.68
2018 054 COMBINEDCOURTTECHNOLOGYFUND	920.11	680.00	.00	1,600.11
CASH	18,262.91	15.91	.00	18,278.82
TIME DEPOSIT ON ACCOUNT	.00	.00	.00	.00
MBIA MUNICIPAL INVESTORS SERV	.00	.00	.00	.00
FUND TOTALS	19,183.02	695.91	.00	19,878.93
2018 055 CHAPTER 19	15.96	.00	.00	15.96
TIME DEPOSIT ON ACCOUNT	.00	.00	.00	.00
MBIA	.00	.00	.00	.00
FUND TOTALS	15.96	.00	.00	15.96
2018 056 COUNTY RECORDS FUND	33,837.21	1,629.79	175.00	35,292.00
CASH	68,092.30	59.32	.00	68,151.62
TIME DEPOSIT ON ACCOUNT	.00	.00	.00	.00
MBIA MUNICIPAL INVESTORS SERV	.00	.00	.00	.00
FUND TOTALS	101,929.51	1,689.11	175.00	103,443.62
2018 057 COUNTY CLERK RECORDS FUND	35,403.33	10,306.66	9,145.53	36,564.46
CASH	83,246.17	72.52	.00	83,318.69
TIME DEPOSIT ON ACCOUNT	.00	.00	.00	.00
MBIA MUNICIPAL INVESTORS SERV	.00	.00	.00	.00
FUND TOTALS	118,649.50	10,379.18	9,145.53	119,883.15
2018 058 DISTRICT CLERK RECORDS FUND	9,529.35	409.95	820.05	9,119.25
CASH	25,389.95	22.11	.00	25,412.06
TIME DEPOSIT ON ACCOUNT	34,919.30	432.06	820.05	34,531.31
FUND TOTALS	60,309.25	454.17	820.05	59,943.37
2018 059 COUNTY CLERK ARCHIVE	263,517.60	9,308.00	.00	272,825.60
CASH	128,265.12	111.74	.00	128,376.86
TIME DEPOSIT ON ACCOUNT	391,782.72	9,419.74	.00	401,202.46
FUND TOTALS	755,300.32	121,731.48	.00	877,031.80
2018 060 CAPITAL PROJECT W P ANNEX	.00	.00	.00	.00
CASH	.00	.00	.00	.00
TIME DEPOSIT ON ACCOUNT	.00	.00	.00	.00

ACCOUNT NAME	BEGINNING CASH BALANCE	CASH RECEIPTS	CASH DISBURSEMENTS	ENDING CASH BALANCE
2018 061 CAPITAL PROJECT ROADS PCT NO 1				
CASH DEPOSIT ON ACCOUNT	171.63	.00	.00	171.63
MBIA MUNICIPAL INVESTOR SERVIC	.00	.00	.00	.00
FUND TOTALS	171.63	.00	.00	171.63
2018 062 CAPITAL PROJECT ROADS PCT NO 2				
CASH DEPOSIT ON ACCOUNT	.00	.00	.00	.00
MBIA MUNICIPAL INVESTORS SER	.00	.00	.00	.00
FUND TOTALS	.00	.00	.00	.00
2018 063 CAPITAL PROJECT ROADS PCT NO 3				
CASH DEPOSIT ON ACCOUNT	.00	.00	.00	.00
MBIA MUNICIPAL INVESTORS SERV	.00	.00	.00	.00
FUND TOTALS	.00	.00	.00	.00
2018 064 CAPITAL PROJECT ROADS PCT NO 4				
CASH DEPOSIT ON ACCOUNT	.00	.00	.00	.00
MBIA MUNICIPAL INVESTORS SERV	.00	.00	.00	.00
FUND TOTALS	.00	.00	.00	.00
2018 070 PERMANENT IMPROVEMENT FUND				
CASH DEPOSIT ON ACCOUNT	.00	.00	.00	.00
MBIA MUNICIPAL INVESTORS SERV	.00	.00	.00	.00
FUND TOTALS	.00	.00	.00	.00
2018 075 RIGHT-OF-WAY FUND				
CASH DEPOSIT ON ACCOUNT	118.09	.00	.00	118.09
MBIA MUNICIPAL INVESTORS SERV	.00	.00	.00	.00
FUND TOTALS	118.09	.00	.00	118.09
2018 084 TAX ANTICIPATION NOTES				
CASH DEPOSIT ON ACCOUNT	24.23	.00	.00	24.23
MBIA	.00	.00	.00	.00
FUND TOTALS	24.23	.00	.00	24.23
2018 085 DEBT SERVICE FUND				
CASH DEPOSIT ON ACCOUNT	185,268.93	297,294.27	454,013.90-	28,549.30
TIME DEPOSIT ON ACCOUNT	438,973.53	347.73	250,000.00-	189,321.26
MBIA MUNICIPAL INVESTORS SERV	248,425.14	264.97	.00	248,690.11
FUND TOTALS	872,667.60	297,906.97	704,013.90-	466,560.67
2018 087 VZC INDIGENT HEALTH PROGRAM				
CASH DEPOSIT ON ACCOUNT	111,906.18	17,500.00	21,362.78-	108,043.40
MBIA MUNICIPAL INVESTORS SERV	.00	.00	.00	.00
FUND TOTALS	111,906.18	17,500.00	21,362.78-	108,043.40
2018 088 SOIL CONSERVATION DIST FUND				
CASH	2,492.01	250.00	.00	2,742.01

ACCOUNT NAME	BEGINNING CASH BALANCE	CASH RECEIPTS	CASH DISBURSEMENTS	ENDING CASH BALANCE
2018 090 APPELLATE JUSTICE SYSTEM FUND	420.35	410.00	.00	830.35
CASH DEPOSIT ON ACCOUNT	.00	.00	.00	.00
MBIA MUNICIPAL INVESTORS SERV	.00	.00	.00	.00
FUND TOTALS	420.35	410.00	.00	830.35
2018 095 PAYROLL CLEARING ACCOUNT.	193,660.58	.00	.00	193,660.58
CASH	.00	.00	.00	.00
MBIA MUNICIPAL INVESTORS SERV	.00	.00	.00	.00
FUND TOTALS	193,660.58	.00	.00	193,660.58
2018 096 GEN FIXED ASSETS ACCOUNT GRP	.00	.00	.00	.00
MBIA MUNICIPAL INVESTORS SERV	.00	.00	.00	.00
FUND TOTALS	.00	.00	.00	.00
2018 097 LONG TERM DEBT GROUP	.00	.00	.00	.00
MBIA MUNICIPAL INVESTORS SERV	.00	.00	.00	.00
FUND TOTALS	.00	.00	.00	.00
2018 130 911 RURAL ADDRESSING PROJECT	.00	.00	.00	.00
CASH DEPOSIT ON ACCOUNT	.00	.00	.00	.00
MBIA MUNICIPAL INVESTORS SERV	.00	.00	.00	.00
OTHER CASH - 916055 B OF VZ	.00	.00	.00	.00
FUND TOTALS	.00	.00	.00	.00
2018 131 VAN ZANDT COUNTY JAIL	136,395.95	186,201.58	192,250.29	130,347.24
CASH	.00	.00	.00	.00
MEDICARE PAYABLE	.00	.00	.00	.00
VOUCHERS PAYABLE	.00	.00	.00	.00
TIME DEPOSIT ON ACCOUNT	.00	.00	.00	.00
MBIA MUNICIPAL INVESTORS SERV	.00	.00	.00	.00
FUND TOTALS	136,395.95	186,201.58	192,250.29	130,347.24
2018 132 VAN ZANDT COUNTY SHERIFF DEPT	53,328.52	211,008.34	239,026.89	25,309.97
CASH DEPOSIT ON ACCOUNT	.00	.00	.00	.00
MBIA MUNICIPAL INVESTORS SERV	.00	.00	.00	.00
FUND TOTALS	53,328.52	211,008.34	239,026.89	25,309.97
2018 135 CAPITAL MURDER	.00	.00	.00	.00
CASH	.00	.00	.00	.00
TEXPOOL	.00	.00	.00	.00
FUND TOTALS	.00	.00	.00	.00
2018 136 HOMELAND SECURITY GRANT	1,990.01	.00	.00	1,990.01
CASH DEPOSIT ON ACCOUNT	.00	.00	.00	.00
TIME DEPOSIT ON ACCOUNT	.00	.00	.00	.00
FUND TOTALS	1,990.01	.00	.00	1,990.01
2018 137 LAW ENFORCEMENT BLOCK 2001	.00	.00	.00	.00
CASH DEPOSIT ON ACCOUNT	.00	.00	.00	.00
TIME DEPOSIT ON ACCOUNT	.00	.00	.00	.00

ACCOUNT NAME	BEGINNING CASH BALANCE	CASH RECEIPTS	CASH DISBURSEMENTS	ENDING CASH BALANCE
2018 138 LAW ENFORCEMENT BLOCK 2003				
CASH DEPOSIT ON ACCOUNT	.00	.00	.00	.00
MBIA MUNICIPAL INVESTORS SERV	.00	.00	.00	.00
FUND TOTALS	.00	.00	.00	.00
2018 139 HOMELAND SECURITY GRANT P25 CO				
CASH DEPOSIT ON ACCOUNT	2,293.00-	.00	.00	2,293.00-
MBIA MUNICIPAL INVESTORS SERV	.00	.00	.00	.00
FUND TOTALS	2,293.00-	.00	.00	2,293.00-
2018 140 MOBILE VIDEO REPLACEMENT GRANT				
CASH	.00	.00	.00	.00
TDOA	.00	.00	.00	.00
FUND TOTALS	.00	.00	.00	.00
2018 141 BULLET PROOF VEST GRANT				
CASH DEPOSIT ON ACCOUNT	5,430.50-	.00	.00	5,430.50-
MBIA MUNICIPAL INVESTORS SERV	.00	.00	.00	.00
FUND TOTALS	5,430.50-	.00	.00	5,430.50-
2018 142 BURN JAG GRANT				
CASH DEPOSIT ON ACCOUNT	.00	.00	.00	.00
FUND TOTALS	.00	.00	.00	.00
2018 143 BYRNE JAG LOCAL GRANT				
CASH DEPOSIT ON ACCOUNT	.00	.00	.00	.00
FUND TOTALS	.00	.00	.00	.00
2018 145 SOLID WASTE GRANT				
CASH DEPOSIT ON ACCOUNT	203.03	.00	.00	203.03
FUND TOTALS	203.03	.00	.00	203.03
2018 147 MOBILE VIDEO REPLACEMENT GRANT				
CASH	.00	.00	.00	.00
TDOA	.00	.00	.00	.00
FUND TOTALS	.00	.00	.00	.00
2018 261 CAPITAL PROJECT ROADS PCT NO 1				
CASH DEPOSIT ON ACCOUNT	7.84	.00	.00	7.84
FUND TOTALS	7.84	.00	.00	7.84
2018 262 CAPITAL PROJECT ROADS PCT NO 2				
CASH DEPOSIT ON ACCOUNT	1.34	.00	.00	1.34
FUND TOTALS	1.34	.00	.00	1.34
2018 263 CAPITAL PROJECT PCT 3				
CASH	.00	.00	.00	.00

ACCOUNT NAME	BEGINNING CASH BALANCE	CASH RECEIPTS	CASH DISBURSEMENTS	ENDING CASH BALANCE
2018 264 CAPITAL PROJECT PCT 4				
CASH	.00	.00	.00	.00
TIME DEPOSIT ON ACCOUNT	.00	.00	.00	.00
FUND TOTALS	.00	.00	.00	.00
2018 400 FRUITVALE 2011 TXCDBG 710056				
CASH	.00	.00	.00	.00
WATER GRANT CASH	.00	.00	.00	.00
FUND TOTALS	.00	.00	.00	.00
2018 401 BENWHEELERMSC 71348911131115				
FUND TOTALS	.00	.00	.00	.00
2018 402 LITTLEHOPEMOOREMSC713026081315				
FUND TOTALS	.00	.00	.00	.00
2018 540 PRETRIAL SUPERVISION				
CASH	50,505.93	1,864.00	4,935.39	47,434.54
TD0A	100,985.00	87.98	.00	101,072.98
FUND TOTALS	151,490.93	1,951.98	4,935.39	148,507.52
2018 541 COMMUNITY SUP & CORRECTIONS				
CASH	105,006.57	33,715.40	52,920.81	85,801.16
PEITY CASH	100.00	.00	.00	100.00
TIME DEPOSIT ON ACCOUNT	261,090.34	227.46	.00	261,317.80
MBIA MUNICIPAL INVESTORS SERV	.00	.00	.00	.00
FUND TOTALS	366,196.91	33,942.86	52,920.81	347,218.96
2018 542 ADULT PROBATION CIVIL				
CASH	70,366.10	2,150.00	1,517.04	70,999.06
TD0A	274,688.87	239.31	.00	274,928.18
MBIA	.00	.00	.00	.00
FUND TOTALS	345,054.97	2,389.31	1,517.04	345,927.24
2018 543 HIGH RISK SUBSTANCE ABUSE -CCP				
CASH	4,075.70	1,005.42	4,398.68	7,468.96
TIME DEPOSIT ON ACCOUNT	.00	.00	.00	.00
MBIA MUNICIPAL INVESTORS SERV	.00	.00	.00	.00
FUND TOTALS	4,075.70	1,005.42	4,398.68	7,468.96
2018 544 HIGH RISK SEX OFFENDER -CCP				
CASH	7,897.44	.00	6,537.70	1,359.74
TIME DEPOSIT ON ACCOUNT	.00	.00	.00	.00
MBIA MUNICIPAL INVESTORS SERV	.00	.00	.00	.00
FUND TOTALS	7,897.44	.00	6,537.70	1,359.74
2018 545 GRANT C COMMIT REDUCTION PROG				
CASH	7,052.73	4,834.00	6,458.49	5,428.24
FUND TOTALS	7,052.73	4,834.00	6,458.49	5,428.24
2018 546 JUVENILE PROBATION FUND				
CASH	220,801.13	35,381.67	50,898.81	236,318.27
TIME DEPOSIT ON ACCOUNT	.00	.00	.00	.00
MBIA MUNICIPAL INVESTORS SERV	.00	.00	.00	.00

ACCOUNT NAME FUND TOTALS	BEGINNING CASH BALANCE	CASH RECEIPTS	CASH DISBURSEMENTS	ENDING CASH BALANCE
2018 547 VZCJPD STATE AID GRANT	45,604.60	27,281.60	32,665.12	40,221.08
CASH	.00	.00	.00	.00
TIME DEPOSIT ON ACCOUNT	.00	.00	.00	.00
MBIA MUNICIPAL INVESTORS SERV	.00	.00	.00	.00
FUND TOTALS	45,604.60	27,281.60	32,665.12	40,221.08
2018 548 VZCJPD PROGRESSIVE SANCTIONS	.00	.00	.00	.00
CASH	.00	.00	.00	.00
TIME DEPOSIT ON ACCOUNT	.00	.00	.00	.00
MBIA MUNICIPAL INVESTORS SERV	.00	.00	.00	.00
FUND TOTALS	.00	.00	.00	.00
2018 549 VZCJPD - GRANT N	18,206.51	7,986.00	9,032.82	17,159.69
CASH	.00	.00	.00	.00
TIME DEPOSIT ON ACCOUNT	.00	.00	.00	.00
MBIA MUNICIPAL INVESTORS SERV	.00	.00	.00	.00
FUND TOTALS	18,206.51	7,986.00	9,032.82	17,159.69
2018 550 D A SUPPLEMENTAL FUND	9,993.39	.00	2,899.53	7,093.86
CASH	4,581.98	3.99	.00	4,585.97
TIME DEPOSIT ON ACCOUNT	.00	.00	.00	.00
MBIA MUNICIPAL INVESTORS SERV	.00	3.99	2,899.53	11,679.83
FUND TOTALS	14,575.37	.00	2,899.53	11,679.83
2018 551 VOICES - JUV CJD GRANT	9,773.62	9,407.52	3,199.04	3,565.14
VOICES - CJD JUV GRANT	.00	.00	.00	.00
TIME DEPOSIT ON ACCOUNT	.00	.00	.00	.00
FUND TOTALS	9,773.62	9,407.52	3,199.04	3,565.14
2018 552 ETCOG RESIDENTIAL	1,676.57	.00	.00	1,676.57
CASH	1,676.57	.00	.00	1,676.57
FUND TOTALS	1,676.57	.00	.00	1,676.57
2018 553 V - JUV PROB POST FUND	.00	.00	.00	.00
CASH	.00	.00	.00	.00
TIME DEPOSIT ON ACCOUNT	.00	.00	.00	.00
MBIA MUNICIPAL INVESTORS SERV	.00	.00	.00	.00
FUND TOTALS	.00	.00	.00	.00
2018 554 GRANT I SECURE FELONY REIMB	665.00	.00	.00	665.00
GRANT I SECURE FELONY REIMB	.00	.00	.00	.00
TIME DEPOSIT ON ACCOUNT	.00	.00	.00	.00
FUND TOTALS	665.00	.00	.00	665.00
2018 555 JUVENILE PROBATION INTEREST	31.63	1.14	.00	32.77
CASH	23,386.50	20.37	.00	23,406.87
TIME DEPOSIT ON ACCOUNT	.00	.00	.00	.00
MBIA MUNICIPAL INVESTORS SERV	.00	.00	.00	.00
FUND TOTALS	23,418.13	21.51	.00	23,439.64
2018 556 GRANT H-DIVERSION RESIDENTIAL	.00	.00	.00	.00
CASH	.00	.00	.00	.00
FUND TOTALS	.00	.00	.00	.00
2018 557 GRANT I	.00	.00	.00	.00
CASH	.00	.00	.00	.00

ACCOUNT NAME FUND TOTALS	BEGINNING CASH BALANCE	CASH RECEIPTS	CASH DISBURSEMENTS	ENDING CASH BALANCE
2018 558 GRANT S CASH FUND TOTALS	11,727.37 11,727.37	4,273.00 4,273.00	3,486.91 3,486.91	12,513.46 12,513.46
2018 559 MENTAL IMPAIRMENT CASELOAD CASH TIME DEPOSIT ON ACCOUNT MBIA MUNICIPAL INVESTORS SERV FUND TOTALS	11,327.26 - - 11,327.26	4,931.69 - - 4,931.69	7,500.86 - - 7,500.86	13,896.43 - - 13,896.43
2018 560 SALARY ADJUSTMENT FOR JUV PROB CASH TIME DEPOSIT ON ACCOUNT MBIA MUNICIPAL INVESTORS SERV FUND TOTALS	1.33 - - 1.33	- - - -	- - - -	1.33 - - 1.33
2018 562 TITTLE IV-E FEDERAL FOSTER CARE CASH TIME DEPOSIT ON ACCOUNT MBIA MUNICIPAL INVESTORS SERV FUND TOTALS	- - - -	- - - -	- - - -	- - - -
2018 563 FRUITVALE WATER TDHCA 720076 FRUITVALE WATER SUPPLY MBIA MUNICIPAL INVESTORS SERV FUND TOTALS	- - - -	- - - -	- - - -	- - - -
2018 564 ICR CASH FUND TOTALS	- - -	- - -	- - -	- - -
2018 565 INDIGENT DEFENSE GRANT CASH TIME DEPOSIT ON ACCOUNT FUND TOTALS	9,620.77 306.27 9,927.04	- .26 .26	4,383.89 - 4,383.89	5,236.88 306.53 5,543.41
2018 567 ABATEMENT OFFICER CASH TDOA FUND TOTALS	94,030.28 - 94,030.28	16,450.00 - 16,450.00	15,033.72 - 15,033.72	95,446.56 - 95,446.56
2018 568 TECHNOLOGY RESOURCES CASH TIME DEPOSIT ON ACCOUNT FUND TOTALS	1.50 - 1.50	- - -	- - -	1.50 - 1.50
2018 569 HAVA ELECTION GRANT CASH FUND TOTALS	9,653.03 9,653.03	- -	- -	9,653.03 9,653.03
2018 570 GOLDEN WATER SUPPLY CORP GOLDEN WATER TDHCA 726216 MBIA MUNICIPAL INVESTORS SERV FUND TOTALS	- - - -	- - - -	- - - -	- - - -
2018 580 D.A. CHECK COLLECTION FUND CASH	7,114.42	97.95	499.89	6,712.48

ACCOUNT NAME	BEGINNING CASH BALANCE	CASH RECEIPTS	CASH DISBURSEMENTS	ENDING CASH BALANCE
2018 591 CONSTABLE #1 TLEOSE FUND	1,211.46	.00	.00	1,211.46
CASH	.49	.00	.00	.49
CASH - CITIZENS NATIONAL	.00	.00	.00	.00
TDOA	.00	.00	.00	.00
MBIA MUNICIPAL INVESTORS SERV	.00	.00	.00	.00
FUND TOTALS	1,210.97	.00	.00	1,210.97
2018 592 CONSTABLE #2 TLEOSE FUND	506.94	.00	.00	506.94
CASH	.00	.00	.00	.00
CASH OTHER	.00	.00	.00	.00
MBIA MUNICIPAL INVESTORS SERV	.00	.00	.00	.00
FUND TOTALS	506.94	.00	.00	506.94
2018 593 CONSTABLE #3 TLEOSE FUND	1,790.75	.00	.00	1,790.75
CASH	.00	.00	.00	.00
CASH OTHER - ANB/CANTON	.00	.00	.00	.00
MBIA MUNICIPAL INVESTORS SERV	.00	.00	.00	.00
FUND TOTALS	1,790.75	.00	.00	1,790.75
2018 594 CONSTABLE #4 TLEOSE FUND	3,632.84	.00	20.00	3,612.84
CASH	.00	.00	.00	.00
TIME DEPOSIT ON ACCOUNT	.00	.00	.00	.00
MBIA MUNICIPAL INVESTORS SERV	.00	.00	.00	.00
FUND TOTALS	3,632.84	.00	20.00	3,612.84
2018 595 SHERIFF TLEOSE FUND	9,990.97	.00	.00	9,990.97
CASH	.00	.00	.00	.00
MBIA MUNICIPAL INVESTORS SERRV	.00	.00	.00	.00
FUND TOTALS	9,990.97	.00	.00	9,990.97
2018 596 DA TLEOSE FUND	941.88	.00	.00	941.88
CASH	.00	.00	.00	.00
MBIA MUNICIPAL INVESTORS SERV	.00	.00	.00	.00
FUND TOTALS	941.88	.00	.00	941.88
2018 597 VZC COMMISSARY PERSONNEL FUND	2.41	.00	.00	2.41
CASH	.00	.00	.00	.00
MBIA MUNICIPAL INVESTORS SERV	.00	.00	.00	.00
FUND TOTALS	2.41	.00	.00	2.41
2018 598 SHERIFF - CANINE DRUG ACCOUNT	.00	.00	.00	.00
CASH	.00	.00	.00	.00
CASH RW FNB 5058	.00	.00	.00	.00
MBIA MUNICIPAL INVESTORS SERV	.00	.00	.00	.00
FUND TOTALS	.00	.00	.00	.00
2018 600 JUSTICE COURT TECHNOLOGY FUND	37,451.17	625.96	.00	38,077.13
CASH	12.83	.01	.00	12.84
TIME DEPOSIT ON ACCOUNT	.00	.00	.00	.00
MBIA MUNICIPAL INVESTORS SERRV	.00	.00	.00	.00
FUND TOTALS	37,464.00	625.97	.00	38,089.97
2018 601 VZC COURTHOUSE BEAUTIFICATION	.00	.00	.00	.00
CASH	.00	.00	.00	.00

ACCOUNT NAME FUND TOTALS	BEGINNING CASH BALANCE	CASH RECEIPTS	CASH DISBURSEMENTS	ENDING CASH BALANCE
2018 602 CHILD ADVOCACY HISTORICAL COMMISSION CASH MIRA MUNICIPAL INVESTORS SERV FUND TOTALS	9.08 .00 9.08	.00 .00 .00	.00 .00 .00	9.08 .00 9.08
2018 800 CONTRIBUTION RELIEF FUND CASH TIME DEPOSIT ON ACCOUNT FUND TOTALS	.00 16,082.93 16,082.93	.00 .00 .00	.00 .00 .00	.00 16,082.93 16,082.93
2018 801 HURRICANE RITA - ASSISTANCE CASH TIME DEPOSIT ON ACCOUNT FUND TOTALS	.00 .00 .00	.00 .00 .00	.00 .00 .00	.00 .00 .00
2018 802 VETERAN'S MEMORIAL WALL FUND CASH TIME DEPOSIT ON ACCOUNT FUND TOTALS	.55 .00 .55	.00 .00 .00	.00 .00 .00	.55 .00 .55
2018 803 HISTORICAL COMMISSION HISTORICAL COMMISSION CASH TIME DEPOSIT ON ACCOUNT FUND TOTALS	9,790.12 .16 9,790.28	.00 .00 .00	.00 .00 .00	9,790.12 .16 9,790.28
2018 804 VAN TORNADO-ASSISTANCE VAN TORNADO-ASSISTANCE-CASH VTASST-TIME DEPOSITON ACCOUNT FUND TOTALS	43,988.27- .00 43,988.27-	.00 .00 .00	.00 .00 .00	43,988.27- .00 43,988.27-
2018 805 FEMA - DEC 2015 STORM CASH TIME DEPOSIT ON ACCOUNT FUND TOTALS	470.66 .00 470.66	.00 .00 .00	.00 .00 .00	470.66 .00 470.66
2018 806 FEMA APRIL 2016 STORM CASH TIME DEPOSIT ON ACCOUNT FUND TOTALS	.00 .00 .00	.00 .00 .00	.00 .00 .00	.00 .00 .00
GRAND TOTALS	4,296,380.74	2,554,008.95	3,248,607.91-	3,601,781.78

ACCOUNT NUMBER	ACCOUNT NAME	DATE	AMDMT NUMBER	OLD BUDGET AMOUNT	AMENDED BUDGET AMOUNT	AMOUNT OF CHANGE	DESCRIPTION	CLK
2018 010-400-483	BONDING	11/30/2017	180018		296.92	296.92	TO COVER EXPENSES	KE
EXPENDITURES - COUNTY JUDGE			TOTAL AMENDMENTS		296.92			
2018 010-409-495	MISCELLANEOUS	11/30/2017	180018	1,000.00	406.16	593.84-	TO COVER EXPENSES	KE
EXPENDITURES - NON DEPARTMENT			TOTAL AMENDMENTS	1	406.16			
2018 010-445-483	BONDING	11/30/2017	180018		296.92	296.92	TO COVER EXPENSES	KE
EXPENDITURES - COUNTY COURT AT			TOTAL AMENDMENTS	1	296.92			
2018 010-499-311	POSTAGE	12/14/2017	180021	8,000.00	7,000.00	1,000.00-	LINE ITEM TRANSFER	SH
2018 010-499-428	TRAVEL	12/14/2017	180021	500.00	1,000.00	500.00	LINE ITEM TRANSFER	SH
2018 010-499-495	MISCELLANEOUS	12/14/2017	180021	300.00	800.00	500.00	LINE ITEM TRANSFER	SH
EXPENDITURES - TAX COLLECTOR			TOTAL AMENDMENTS	3	800.00	.00		
2018 018-510-402	CONTRACT SERVICES	10/26/2017	180009		2,000.00	2,000.00	INCREASE THE BUDGET	KE
EXPENDITURES - JUSTICE COURT			TOTAL AMENDMENTS	1	2,000.00			
2018 021-390-804	TRN FROM VAN TORNA	12/14/2017	180024		157,053.25-	157,053.25-	TRANSFER FUNDS FROM FEMA PC SH	SH
TOTAL AMENDMENTS				1	157,053.25-			
2018 021-621-335	ROAD & BRIDGE MATE	12/14/2017	180024	550,000.00	707,053.25	157,053.25	TRANSFER FUNDS FROM FEMA PC SH	SH
EXPENDITURES - R & B PCT.1			TOTAL AMENDMENTS	1	707,053.25			
2018 022-370-100	ROAD DAMAGE PAYMEN	11/16/2017	180014		308,550.00-	308,550.00-	AMEND FY2018 BUDGET FOR ROA KE	KE
TOTAL AMENDMENTS				1	308,550.00-			
2018 022-390-804	TRN FROM VAN TORNA	12/14/2017	180023		2,406.51-	2,406.51-	TRANSFER FUNDS FROM FEMA FU SH	SH
TOTAL AMENDMENTS				1	2,406.51-			
2018 022-622-335	ROAD & BRIDGE MATE	11/16/2017	180014	1,056,000.00	1,364,550.00	308,550.00	AMEND FY2018 BUDGET FOR ROA KE	KE
2018 022-622-336	FEMA VAN TORNADO -	10/04/2017	180007		113,750.22	113,750.22	INCREASE THE BUDGET	KE
2018 022-622-336	FEMA VAN TORNADO -	12/14/2017	180023		113,750.22	2,406.51	TRANSFER FUNDS FROM FEMA FU SH	SH
2018 022-622-337	FEMA DEC 2015 STOR	10/04/2017	180007		83,610.67	83,610.67	INCREASE THE BUDGET	KE
EXPENDITURES - R & B PCT.2			TOTAL AMENDMENTS	4	83,610.67	508,317.40		
2018 024-380-200	FINANCING ISSURANC	11/02/2017	180013		109,088.00-	109,088.00-	INCREASE R&B PCT 4 FY 2018 FT	FT
TOTAL AMENDMENTS				1	109,088.00-			
2018 024-390-804	TRN FROM VAN TORNA	12/14/2017	180022		7,121.25-	7,121.25-	TRANSFER FUNDS FROM FEMA FU SH	SH
2018 024-390-806	TRN FRM APR 2016 S	12/14/2017	180022		285,635.94-	285,635.94-	TRANSFER FUNDS FROM FEMA FU SH	SH
TOTAL AMENDMENTS				2	285,635.94-	292,757.19-		
2018 024-624-335	ROAD & BRIDGE MATE	11/02/2017	180012	250,000.00	248,400.00	1,600.00-	LINE ITEM TRANSFERS	FT
2018 024-624-335	ROAD & BRIDGE MATE	11/02/2017	180012	248,400.00	247,950.00	450.00-	LINE ITEM TRANSFERS	FT
2018 024-624-336	FEMA VAN TORNADO -	12/14/2017	180022	48,800.00	55,921.25	7,121.25	TRANSFER FUNDS FROM FEMA FU SH	SH
2018 024-624-338	FEMA APR 2016 STOR	12/14/2017	180022		285,635.94	285,635.94	TRANSFER FUNDS FROM FEMA FU SH	SH
2018 024-624-339	UNIFORMS	11/02/2017	180012	4,250.00	4,700.00	450.00	LINE ITEM TRANSFERS	FT
2018 024-624-483	BONDING	11/02/2017	180012	2,400.00	2,400.00-		LINE ITEM TRANSFERS	FT
2018 024-624-485	MISCELLANEOUS EXPE	11/02/2017	180012	4,000.00	4,000.00		LINE ITEM TRANSFERS	FT
2018 024-624-589	EQUIPMENT PAYMENTS	11/02/2017	180013		22,825.00	22,825.00	INCREASE R&B PCT 4 FY 2018 FT	FT
EXPENDITURES - PCT.4			TOTAL AMENDMENTS	8	22,825.00	315,562.19		
2018 056-409-495	MISCELLANEOUS EXPE	11/02/2017	180011		3,100.00	3,100.00	INCREASE COUNTY RECORDS FND FT	FT
EXPENDITURES - CTY RECORDS FND			TOTAL AMENDMENTS	1	3,100.00			

ACCOUNT NUMBER	ACCOUNT NAME	DATE	AMDMT NUMBER	OLD BUDGET AMOUNT	AMENDED BUDGET AMOUNT	AMOUNT OF CHANGE	DESCRIPTION	CLK
2018 132-352-400	GRANT PROCEEDS	11/30/2017	180016	69,350.00	69,350.00	0.00	ESTABLISH BUDGETS FOR BODY	KE
2018 132-352-400	GRANT PROCEEDS	12/14/2017	180020	69,350.00	28,510.06	97,860.06	ESTABLISH BUDGET FOR THERMA	SH
	TOTAL AMENDMENTS			138,700.00	97,860.06	97,860.06		
2018 132-367-000	GENERAL DONATION V	11/02/2017	180010	0.00	3,800.00	3,800.00	INCREASE SHERIFF BUDGET FOR	FT
2018 132-367-000	GENERAL DONATION V	11/30/2017	180017	3,800.00	7,600.00	3,800.00	INCREASE BUDGET FOR K-9 DON	KE
2018 132-367-000	GENERAL DONATION V	11/30/2017	180017	7,600.00	3,800.00	3,800.00	VOID B/A #17 - DUPLICATE OF	SH
	TOTAL AMENDMENTS			11,400.00	15,200.00	3,800.00		
2018 132-380-200	FINANCING ISSURANC	12/13/2017	180019	150,000.00	543,902.85	393,902.85	ESTABLISH ADD. BUDGET-VEHIC	KE
	TOTAL AMENDMENTS			150,000.00	543,902.85	393,902.85		
2018 132-560-337	LAW ENFORCEMENT SU	11/02/2017	180010	10,000.00	13,800.00	3,800.00	INCREASE SHERIFF BUDGET FOR	FT
2018 132-560-337	LAW ENFORCEMENT SU	11/30/2017	180017	13,800.00	17,600.00	3,800.00	INCREASE BUDGET FOR K-9 DON	KE
2018 132-560-337	LAW ENFORCEMENT SU	11/30/2017	180017	17,600.00	13,800.00	3,800.00	VOID B/A #17 - DUPLICATE OF	KE
2018 132-560-571	EQUIPMENT PURCHASE	11/30/2017	180016	5,000.00	74,350.00	69,350.00	ESTABLISH BUDGETS FOR BODY	KE
2018 132-560-571	EQUIPMENT PURCHASE	12/14/2017	180020	74,350.00	102,860.06	28,510.06	ESTABLISH BUDGET FOR THERMA	SH
2018 132-560-575	SHERIFF'S AUTO PUR	12/13/2017	180019	150,000.00	543,902.85	393,902.85	ESTABLISH ADD. BUDGET-VEHIC	KE
	TOTAL AMENDMENTS			337,750.00	1,188,362.91	495,562.91		
2018 540-344-101	PRE TRIAL FEES	10/04/2017	180001	0.00	48,391.00	48,391.00	RECORD BUDGET FIGURES	KE
2018 540-344-104	DRUG TESTING	10/04/2017	180001	0.00	1,000.00	1,000.00	RECORD BUDGET FIGURES	KE
2018 540-344-105	GPS/ELM	10/04/2017	180001	0.00	13,000.00	13,000.00	RECORD BUDGET FIGURES	KE
	TOTAL AMENDMENTS			0.00	64,391.00	64,391.00		
2018 540-570-103	SALARIES - EMPLOYE	10/04/2017	180001	0.00	22,525.00	22,525.00	RECORD BUDGET FIGURES	KE
2018 540-570-107	SALARIES - EXTRA H	10/04/2017	180001	0.00	3,623.00	3,623.00	RECORD BUDGET FIGURES	KE
2018 540-570-201	SOCIAL SECURITY TA	10/04/2017	180001	0.00	2,000.00	2,000.00	RECORD BUDGET FIGURES	KE
2018 540-570-202	GROUP INSURANCE	10/04/2017	180001	0.00	7,000.00	7,000.00	RECORD BUDGET FIGURES	KE
2018 540-570-203	RETIREMENT CONTRIB	10/04/2017	180001	0.00	2,029.00	2,029.00	RECORD BUDGET FIGURES	KE
2018 540-570-206	UNEMPLOYMENT INSUR	10/04/2017	180001	0.00	2,282.00	2,282.00	RECORD BUDGET FIGURES	KE
2018 540-570-310	SUPPLIES	10/04/2017	180001	0.00	6,102.00	6,102.00	RECORD BUDGET FIGURES	KE
2018 540-570-408	CONTRACT SERVICES	10/04/2017	180001	0.00	18,830.00	18,830.00	RECORD BUDGET FIGURES	KE
	TOTAL AMENDMENTS			0.00	87,191.00	87,191.00		
2018 541-333-101	STATE AID - SUPERV	10/04/2017	180006	0.00	149,381.00	149,381.00	RECORD BUDGET FIGURES	KE
2018 541-333-107	SAFPF PAYMENTS	10/04/2017	180006	0.00	2,500.00	2,500.00	RECORD BUDGET FIGURES	KE
	TOTAL AMENDMENTS			0.00	151,881.00	151,881.00		
2018 541-344-100	PROBATION FEES	10/04/2017	180006	0.00	395,208.00	395,208.00	RECORD BUDGET FIGURES	KE
2018 541-344-104	DRUG TESTING	10/04/2017	180006	0.00	21,000.00	21,000.00	RECORD BUDGET FIGURES	KE
2018 541-344-105	GLOBAL POSITIONING	10/04/2017	180006	0.00	2,880.00	2,880.00	RECORD BUDGET FIGURES	KE
2018 541-344-110	POLYGRAPH FEE	10/04/2017	180006	0.00	7,700.00	7,700.00	RECORD BUDGET FIGURES	KE
	TOTAL AMENDMENTS			0.00	419,788.00	419,788.00		
2018 541-360-100	DEPOSITORY INTERRES	10/04/2017	180006	0.00	150.00	150.00	RECORD BUDGET FIGURES	KE
	TOTAL AMENDMENTS			0.00	150.00	150.00		
2018 541-570-102	SALARY-CHIEF PROBA	10/04/2017	180006	0.00	82,800.00	82,800.00	RECORD BUDGET FIGURES	KE
2018 541-570-103	SALARIES - EMPLOYE	10/04/2017	180006	0.00	296,538.00	296,538.00	RECORD BUDGET FIGURES	KE
2018 541-570-201	SOCIAL SECURITY TA	10/04/2017	180006	0.00	29,019.00	29,019.00	RECORD BUDGET FIGURES	KE
2018 541-570-203	RETIREMENT CONTRIB	10/04/2017	180006	0.00	29,437.00	29,437.00	RECORD BUDGET FIGURES	KE
2018 541-570-206	UNEMPLOYMENT INSUR	10/04/2017	180006	0.00	4,097.00	4,097.00	RECORD BUDGET FIGURES	KE
2018 541-570-310	SUPPLIES/OPERATION	10/04/2017	180006	0.00	18,250.00	18,250.00	RECORD BUDGET FIGURES	KE
2018 541-570-408	CONTRACT SERVICES	10/04/2017	180006	0.00	13,855.00	13,855.00	RECORD BUDGET FIGURES	KE

ACCOUNT NUMBER	ACCOUNT NAME	DATE	AMDMT NUMBER	OLD BUDGET AMOUNT	AMENDED BUDGET AMOUNT	AMOUNT OF CHANGE	DESCRIPTION	CLK
2018 541-570-419	PROFESSIONAL FEES	10/04/2017	180006	.00	25,121.00	25,121.00	RECORD BUDGET FIGURES	KE
2018 541-570-420	TELEPHONE - UTILITY	10/04/2017	180006	.00	3,875.00	3,875.00	RECORD BUDGET FIGURES	KE
2018 541-570-428	FURNISHED TRAVEL	10/04/2017	180006	.00	8,250.00	8,250.00	RECORD BUDGET FIGURES	KE
2018 541-570-429	EQUIPMENT	10/04/2017	180006	.00	5,500.00	5,500.00	RECORD BUDGET FIGURES	KE
2018 541-570-572	SUPERVISION	10/04/2017	180006	.00	8,100.00	8,100.00	RECORD BUDGET FIGURES	KE
	TOTAL AMENDMENTS			12	524,842.00			
2018 541-700-543	TRANSFER TO HIGH R	10/04/2017	180006	.00	12,516.00	12,516.00	RECORD BUDGET FIGURES	KE
2018 541-700-559	TRANSFER TO MENTAL	10/04/2017	180006	.00	34,461.00	34,461.00	RECORD BUDGET FIGURES	KE
	TOTAL AMENDMENTS			2	46,977.00			
2018 542-344-101	CIVIL REVENUE	10/04/2017	180002	.00	21,143.00-	21,143.00-	RECORD BUDGET FIGURES	KE
	TOTAL AMENDMENTS			1				
2018 542-570-103	SALARIES	10/04/2017	180002	.00	6,717.00	6,717.00	RECORD BUDGET FIGURES	KE
2018 542-570-107	EXTRA HELP	10/04/2017	180002	.00	3,623.00	3,623.00	RECORD BUDGET FIGURES	KE
2018 542-570-201	SOCIAL SECURITY TA	10/04/2017	180002	.00	791.00	791.00	RECORD BUDGET FIGURES	KE
2018 542-570-202	GROUP INSURANCE	10/04/2017	180002	.00	2,581.00	2,581.00	RECORD BUDGET FIGURES	KE
2018 542-570-203	RETIREMENT CONTRIB	10/04/2017	180002	.00	802.00	802.00	RECORD BUDGET FIGURES	KE
2018 542-570-206	UNEMPLOYMENT	10/04/2017	180002	.00	112.00	112.00	RECORD BUDGET FIGURES	KE
2018 542-570-310	OFFICE SUPPLIES	10/04/2017	180002	.00	6,517.00	6,517.00	RECORD BUDGET FIGURES	KE
	TOTAL AMENDMENTS			7	21,143.00			
2018 543-333-103	STATE AID - SUBSTA	10/04/2017	180004	.00	29,931.00-	29,931.00-	RECORD BUDGET FIGURES	KE
	TOTAL AMENDMENTS			1				
2018 543-390-541	TRANSFER FROM SUP	10/04/2017	180004	.00	12,516.00-	12,516.00-	RECORD BUDGET FIGURES	KE
	TOTAL AMENDMENTS			1				
2018 543-573-103	SALARIES - EMPLOYE	10/04/2017	180004	.00	36,246.00	36,246.00	RECORD BUDGET FIGURES	KE
2018 543-573-201	SOCIAL SECURITY TA	10/04/2017	180004	.00	2,773.00	2,773.00	RECORD BUDGET FIGURES	KE
2018 543-573-203	RETIREMENT CONTRIB	10/04/2017	180004	.00	2,813.00	2,813.00	RECORD BUDGET FIGURES	KE
2018 543-573-206	UNEMPLOYMENT INSUR	10/04/2017	180004	.00	391.00	391.00	RECORD BUDGET FIGURES	KE
2018 543-573-419	PROFESSIONAL FEES	10/04/2017	180004	.00	224.00	224.00	RECORD BUDGET FIGURES	KE
	TOTAL AMENDMENTS			5	42,447.00			
2018 544-333-104	STATE AID - OFFEND	10/04/2017	180003	.00	53,330.00-	53,330.00-	RECORD BUDGET FIGURES	KE
	TOTAL AMENDMENTS			1				
2018 544-574-103	SALARIES-EMPLOYEES	10/04/2017	180003	.00	45,437.00	45,437.00	RECORD BUDGET FIGURES	KE
2018 544-574-201	SOCIAL SECURITY TA	10/04/2017	180003	.00	3,476.00	3,476.00	RECORD BUDGET FIGURES	KE
2018 544-574-203	RETIREMENT CONTRIB	10/04/2017	180003	.00	3,526.00	3,526.00	RECORD BUDGET FIGURES	KE
2018 544-574-206	UNEMPLOYMENT INSUR	10/04/2017	180003	.00	491.00	491.00	RECORD BUDGET FIGURES	KE
2018 544-574-419	PROFESSIONAL FEES	10/04/2017	180003	.00	400.00	400.00	RECORD BUDGET FIGURES	KE
	TOTAL AMENDMENTS			5	53,330.00			
2018 546-582-102	SALARY EMPLOYEE	11/30/2017	180015	18,298.00	15,604.00	2,694.00-	LINE ITEM TRANSFER	KE
2018 546-582-427	TRAINING	11/30/2017	180015	1,500.00	4,194.00	2,694.00-	LINE ITEM TRANSFER	KE
	TOTAL AMENDMENTS			2				
2018 547-581-414	MH COUNSELING - R	10/11/2017	180008	8,328.00	8,390.00	62.00	LINE ITEM TRANSFER	KE
2018 547-581-414	MH COUNSELING - R	10/11/2017	180008	8,390.00	6,462.00	1,928.00-	LINE ITEM TRANSFER	KE
2018 547-581-432	PSYCHOLOGICAL - R A	10/11/2017	180008	.00	1,928.00	1,928.00-	LINE ITEM TRANSFER	KE
	TOTAL AMENDMENTS			3	538.00-			

ACCOUNT NUMBER	ACCOUNT NAME	DATE	AMDMT NUMBER	OLD BUDGET AMOUNT	AMENDED BUDGET AMOUNT	AMOUNT OF CHANGE	DESCRIPTION	FIGURES	CLK
2018 559-333-103	STATE AID - MENTAL	10/04/2017	180005	180005	34,473.00-	34,473.00-	RECORD BUDGET	FIGURES	KE
				TOTAL AMENDMENTS	34,473.00-	34,473.00-			
2018 559-390-541	TRANSFER FROM SUPE	10/04/2017	180005	180005	34,461.00-	34,461.00-	RECORD BUDGET	FIGURES	KE
				TOTAL AMENDMENTS	34,461.00-	34,461.00-			
2018 559-570-103	SALARIES - EMPLOYE	10/04/2017	180005	180005	58,953.00	58,953.00	RECORD BUDGET	FIGURES	KE
2018 559-570-201	SOCIAL SECURITY	10/04/2017	180005	180005	4,510.00	4,510.00	RECORD BUDGET	FIGURES	KE
2018 559-570-203	RETIREMENT CONTRIB	10/04/2017	180005	180005	4,575.00	4,575.00	RECORD BUDGET	FIGURES	KE
2018 559-570-206	UNEMPLOYMENT INSUR	10/04/2017	180005	180005	637.00	637.00	RECORD BUDGET	FIGURES	KE
2018 559-570-419	PROFESSIONAL FEES	10/04/2017	180005	180005	259.00	259.00	RECORD BUDGET	FIGURES	KE
	EXPENDITURES - MENTAL IMPAIRME			TOTAL AMENDMENTS	68,934.00	68,934.00			
2018 804-330-114	DISASTER RELIEF-FE	12/14/2017	180022	180022	7,121.25-	7,121.25-	TRANSFER FUNDS	FROM FEMA FU SH	
2018 804-330-114	DISASTER RELIEF-FE	12/14/2017	180023	180023	9,527.76-	2,406.51-	TRANSFER FUNDS	FROM FEMA FU SH	
2018 804-330-114	DISASTER RELIEF-FE	12/14/2017	180024	180024	166,581.01-	157,053.25-	TRANSFER FUNDS	FROM FEMA PC SH	
				TOTAL AMENDMENTS	166,581.01-	166,581.01-			
2018 804-700-021	TRANSFER TO RB #1	12/14/2017	180024	180024	157,053.25	157,053.25	TRANSFER FUNDS	FROM FEMA PC SH	
2018 804-700-022	TRANSFER TO RB #2	12/14/2017	180023	180023	2,406.51	2,406.51	TRANSFER FUNDS	FROM FEMA FU SH	
2018 804-700-024	TRANSFER TO RB #4	12/14/2017	180022	180022	7,121.25	7,121.25	TRANSFER FUNDS	FROM FEMA FU SH	
				TOTAL AMENDMENTS	166,581.01	166,581.01			
2018 806-330-114	DISASTER RELIEF -	12/14/2017	180022	180022	285,635.94-	285,635.94-	TRANSFER FUNDS	FROM FEMA FU SH	
				TOTAL AMENDMENTS	285,635.94-	285,635.94-			
2018 806-700-024	TRANSFER TO R & B	12/14/2017	180022	180022	285,635.94	285,635.94	TRANSFER FUNDS	FROM FEMA FU SH	
				TOTAL AMENDMENTS	285,635.94	285,635.94			



P.O. Box 3188 • Longview, Texas 75606 • 903-237-5500

MEMBER FDIC

EQUAL HOUSING LENDER



Return Service Requested

Date 11/30/17
PRIMARY ACCOUNT
ENCLOSURES

Page 1
1910512
365



TXBT
TREASURER OF VAN ZANDT COUNTY
FINANCIAL CLEARING
121 E DALLAS RM 101
CANTON TX 75103-1496

C H E C K I N G A C C O U N T

PUBLIC FUNDS CHECKING		NUMBER OF ENCLOSURES	365
ACCOUNT NUMBER	1910512	Statement Dates	11/01/17 thru 11/30/17
PREVIOUS BALANCE	1,750,068.69	DAYS IN STATEMENT PERIOD	30
14 DEPOSITS	2,055,131.93	AVERAGE LEDGER	2,032,454.73
391 CHECKS/DEBITS	2,378,976.92	AVERAGE COLLECTED	1,998,635.22
SERVICE CHARGE	.00		
INTEREST PAID	.00		
CURRENT BALANCE	1,426,223.70		

D E P O S I T S A N D O T H E R C R E D I T S

Date	Description	Amount
11/01	PAY VZ CO APPRAISAL	115,906.33
	PPD	
11/01	PAY VZ CO APPRAISAL	786,870.73
	PPD	
11/03	DEPOSIT	371,071.74
11/08	DEPOSIT	34,101.54
11/10	INV-PAYMTS TX AGRICULTURE	2,115.58
	CTX	
11/16	DEPOSIT	330,900.82
11/17	INV-PAYMTS COMP JUDICIARY	326.54
	CTX	
11/20	INV-PAYMTS COMP JUDICIARY	3,876.00
	CTX	
11/22	INV-PAYMTS JUVENILE JUSTICE	532.60
	CTX	
11/22	DEPOSIT	141.00
11/22	DEPOSIT	35,289.54
11/24	INV-PAYMTS JUVENILE JUSTICE	43,842.00
	CTX	
11/28	WIRE TRANSFER CREDIT	250,000.00
	VAN ZANDT COUNTY	
	FINANCIAL CLEARING FUND	
	ATTN TERI PRUITT	
	121 E DALLAS ST STE 101	
	FEDERATED SERVICES COMPANY	

012087



TXBT-021-012029-001-020-171201 012087 X06
75103149626



Date 11/30/17
 PRIMARY ACCOUNT
 ENCLOSURES

Page 2
 1910512
 365

TREASURER OF VAN ZANDT COUNTY
 FINANCIAL CLEARING
 121 E DALLAS RM 101
 CANTON TX 75103

PUBLIC FUNDS CHECKING

1910512 (continued)

DEPOSITS AND OTHER CREDITS		
Date	Description	Amount
	FEDERATED INVESTORS TOWER PITTSBURGH PA 152223 20171128A1Q002BC002736 20171128MMQFMPJR000019 11281236FT03	
11/30	DEPOSIT	80,157.51

WITHDRAWALS AND OTHER DEBITS		
Date	Description	Amount
11/02	Transf to Payroll Clearing Payroll 11/3/2017 confirmation number 1102170158	206,060.39-
11/02	Transf to Payroll Clearing K scott confirmation number 1102170267	2,912.53-
11/02	PAYMENT BANKCARD \TEL	2,013.65-
11/02	INSURANCE AFLAC CCD 0XH48609060	6,417.12-
11/03	CONVEN FEE WEX FSC CCD 0496001296318	15.00-
11/03	USATAXPYMT IRS CCD 220770755343109	1,010.69-
11/03	PAYMENTS NATIONWIDE PPD	2,575.00-
11/03	PAYMENT CK WEX FSC CCD 0496001296318	13,707.13-
11/03	USATAXPYMT IRS CCD 220770721160517	66,168.11-
11/06	INVESTMENT BFDS CCD 612134000171102	150.00-
11/06	CHILDSUPP SYSTEMS AND METH CCD 173070000519859	712.16-
11/06	0391D USR ElectricBill \TEL	887.98-
11/07	Transf to Debt services Debt Service Transfer	47,294.27-

TXBT-021-012029-001-020-171201 012087 X06



Date 11/30/17
 PRIMARY ACCOUNT
 ENCLOSURES

Page 4
 1910512
 365

TREASURER OF VAN ZANDT COUNTY
 FINANCIAL CLEARING
 121 E DALLAS RM 101
 CANTON TX 75103

PUBLIC FUNDS CHECKING

1910512 (continued)

WITHDRAWALS AND OTHER DEBITS

Date	Description	Amount
	Confirmation number 1129170365	
11/30	PAYMENT BANKCARD \TEL	1,326.12-
11/30	PAYMENT VISA \WEB	1,510.44-
11/30	USATAXPYMT IRS CCD 220773455643925	62,104.56-

CHECKS IN NUMERICAL ORDER

Date	check No	Amount	Date	Check No	Amount
11/01	58870	600.53	11/08	59457	70,897.08
11/07	58996*	700.00	11/08	59458	150.00
11/01	59299*	4,475.00	11/08	59459	58.97
11/06	59300	600.53	11/08	59460	23.66
11/17	59302*	1,400.00	11/07	59461	1,840.00
11/07	59307*	1,320.00	11/07	59462	16,998.00
11/17	59316*	452.80	11/07	59463	205.00
11/01	59321*	721.35	11/08	59464	1,786.16
11/01	59323*	600.53	11/08	59465	602.20
11/07	59324	1,206.06	11/08	59466	80.04
11/02	59335*	737.88	11/08	59467	1,055.51
11/07	59345*	40.00	11/09	59468	1,183.68
11/07	59352*	900.00	11/09	59469	782.49
11/07	59354*	131.41	11/13	59470	1,653.20
11/07	59360*	400.00	11/07	59471	22,063.40
11/01	59375*	600.53	11/08	59472	600.53
11/09	59388*	300.00	11/08	59473	119.24
11/02	59390*	600.00	11/07	59474	2,658.00
11/06	59410*	350.00	11/07	59475	810.46
11/03	59412*	189.69	11/07	59476	731.00
11/02	59426*	70.00	11/08	59477	41.79
11/02	59448*	112.33	11/06	59480*	38.57
11/08	59452*	32,503.68	11/09	59481	4,118.00
11/08	59453	12,835.61	11/06	59482	909.94
11/08	59454	1,350.00	11/10	59483	2,973.31
11/15	59455	1,185.00	11/07	59484	9,370.72
11/08	59456	1,314.04	11/07	59485	667.47

* Indicates break in check number sequence

TXBT-021-012029-001-020-171201 012087 X06



Date 11/30/17
 PRIMARY ACCOUNT
 ENCLOSURES

Page 6
 1910512
 365

TREASURER OF VAN ZANDT COUNTY
 FINANCIAL CLEARING
 121 E DALLAS RM 101
 CANTON TX 75103

PUBLIC FUNDS CHECKING

1910512 (Continued)

CHECKS IN NUMERICAL ORDER

Date	Check No	Amount	Date	Check No	Amount
11/10	59573*	962.00	11/08	59614	445.82
11/08	59574	1,975.00	11/13	59615	500.00
11/13	59575	4,356.00	11/08	59616	600.53
11/15	59576	500.00	11/03	59617	71.95
11/06	59577	741.24	11/22	59618	22.86
11/02	59578	39.96	11/16	59619	350.00
11/13	59579	1,845.00	11/07	59620	3,172.56
11/14	59580	513.00	11/10	59621	611.61
11/08	59581	418.76	11/07	59622	115.95
11/10	59582	2,050.00	11/08	59623	70.00
11/09	59583	8.64	11/06	59624	600.00
11/03	59584	89.12	11/14	59625	136.00
11/07	59585	900.00	11/06	59626	18.56
11/07	59586	1,245.00	11/09	59627	37.03
11/08	59587	85.54	11/07	59628	200.00
11/07	59588	101.85	11/07	59629	182.25
11/07	59589	515.56	11/07	59630	264.00
11/07	59590	68,963.01	11/16	59631	148.69
11/07	59591	159.00	11/06	59632	300.00
11/08	59592	36.00	11/07	59633	632.11
11/08	59593	29,031.90	11/06	59634	120.00
11/10	59594	223.00	11/07	59635	1,003.69
11/10	59596*	12.00	11/07	59636	538.54
11/13	59597	240.00	11/15	59637	1.42
11/01	59598	2,796.60	11/06	59638	93.00
11/03	59599	500.00	11/08	59639	960.00
11/06	59601*	1,353.24	11/08	59640	229.35
11/07	59602	247.00	11/07	59641	425.00
11/07	59603	213.02	11/09	59642	8.20
11/13	59604	130.81	11/09	59643	492.00
11/08	59605	191.25	11/09	59644	96.43
11/13	59606	669.58	11/09	59645	315.00
11/08	59607	2,457.50	11/10	59646	18.42
11/07	59608	792.53	11/10	59647	733.31
11/13	59609	2,121.39	11/10	59648	1,710.34
11/07	59610	73.70	11/10	59649	201.61
11/08	59611	908.49	11/10	59650	2,389.11
11/10	59612	122.62	11/08	59651	169.80
11/21	59613	163.49	11/07	59652	114,485.58

* Indicates break in check number sequence

TXBT-021-012029-001-020-171201 012087 X06



Date 11/30/17
 PRIMARY ACCOUNT
 ENCLOSURES

Page 8
 1910512
 365

TREASURER OF VAN ZANDT COUNTY
 FINANCIAL CLEARING
 121 E DALLAS RM 101
 CANTON TX 75103

PUBLIC FUNDS CHECKING

1910512 (Continued)

CHECKS IN NUMERICAL ORDER

Date	Check No	Amount	Date	Check No	Amount
11/22	59740	982.73	11/24	59787	5,998.08
11/24	59741	3,456.00	11/22	59789*	240.00
11/24	59743*	1,103.94	11/15	59790	1,911.60
11/28	59744	305.00	11/20	59791	702.73
11/24	59745	187.49	11/24	59792	600.00
11/24	59746	110.12	11/21	59793	387.71
11/22	59747	92.89	11/21	59794	154.34
11/21	59748	1,700.00	11/20	59795	7,978.04
11/22	59749	100.50	11/21	59796	1,341.87
11/29	59750	12.00	11/22	59797	195.00
11/17	59751	174.40	11/21	59798	8,207.00
11/15	59752	14.80	11/24	59799	227.11
11/22	59753	150.00	11/22	59801*	460.36
11/28	59754	343.84	11/21	59803*	23.00
11/22	59755	145,755.00	11/16	59804	704.00
11/24	59757*	2,680.00	11/22	59805	71.00
11/15	59758	116.52	11/21	59806	139.36
11/21	59760*	1,577.80	11/22	59808*	147.38
11/22	59761	350.00	11/22	59809	544.67
11/22	59762	3,758.80	11/21	59810	2,900.00
11/15	59763	90.80	11/21	59811	1,642.20
11/24	59764	78.45	11/22	59812	189.69
11/24	59767*	3,747.23	11/24	59813	209.47
11/16	59768	500.00	11/27	59814	112.33
11/20	59769	218.40	11/16	59815	60,712.96
11/27	59770	125.00	11/16	59816	28.96
11/22	59771	971.00	11/30	59865*	51.48
11/21	59772	401.00	11/30	59871*	4,230.00
11/21	59773	3,608.90	11/30	59879*	243.20
11/21	59774	190.00	11/30	59905*	170.43
11/21	59775	900.00	11/29	59936*	3,587.80
11/20	59776	1,604.66	11/30	59956*	2,000.00
11/15	59779*	189.83	11/30	60002*	8,412.66
11/24	59780	1,237.03	11/30	60004*	61,659.37
11/17	59784*	54.80	11/30	60005	28.96
11/21	59786*	84,566.30			

* Indicates break in check number sequence

TXBT-021-012029-001-020-171201 012087 X06

TexPool Participant Services
 C/O Federated Investors Inc.
 1001 Texas Avenue, Suite 1400
 Houston, TX 77002



Participant Statement

VAN ZANDT COUNTY
 FINANCIAL CLEARING FUND
 ATTN TERI PRUITT
 121 E DALLAS ST STE 101
 CANTON TX 75103-1496

Statement Period **11/01/2017 - 11/30/2017**

Page 1 of 2

Customer Service 1-866-TEX-POOL
 Location ID 000078331
 Investor ID 000009623

TexPool Update

Happy Holidays from TexPool Participant Services!

TexPool Summary

Pool Name	Beginning Balance	Total Deposits	Total Withdrawals	Total Interest	Current Balance	Average Balance
Texas Local Government Investment Pool	\$1,845,369.99	\$0.00	\$250,000.00	\$1,571.53	\$1,596,941.52	\$1,820,422.37
Total Dollar Value	\$1,845,369.99	\$0.00	\$250,000.00	\$1,571.53	\$1,596,941.52	

Portfolio Value

Pool Name	Pool/Account	Market Value (11/01/2017)	Share Price (11/30/2017)	Shares Owned (11/30/2017)	Market Value (11/30/2017)
Texas Local Government Investment Pool	449/2340100001	\$1,845,369.99	\$1.00	1,596,941.520	\$1,596,941.52
Total Dollar Value		\$1,845,369.99			\$1,596,941.52

Interest Summary

Pool Name	Pool/Account	Month-to-Date Interest	Year-to-Date Interest
Texas Local Government Investment Pool	449/2340100001	\$1,571.53	\$37,374.11
Total		\$1,571.53	\$37,374.11

Transaction Detail

Texas Local Government Investment Pool

Participant: VAN ZANDT COUNTY

Pool/Account: 449/2340100001

Transaction Date	Settlement Date	Transaction Description	Transaction Dollar Amount	Share Price	Shares This Transaction	Shares Owned
11/01/2017	11/01/2017	BEGINNING BALANCE	\$1,845,369.99	\$1.00		1,845,369.990
11/28/2017	11/28/2017	WITHDRAWAL	\$250,000.00-	\$1.00	250,000.000-	1,595,369.990
11/30/2017	11/30/2017	MONTHLY POSTING	\$1,571.53	\$1.00	1,571.530	1,596,941.520



TexPool Participant Services
C/O Federated Investors Inc.
1001 Texas Avenue, Suite 1400
Houston, TX 77002

Statement Period 11/01/2017 - 11/30/2017

Page 2 of 2

Transaction Detail (continued)


Texas Local Government Investment Pool

Participant: VAN ZANDT COUNTY

Pool/Account: 449/2340100001

Transaction Date	Settlement Date	Transaction Description	Transaction Dollar Amount	Share Price	Shares This Transaction	Shares Owned
Account Value as of 11/30/2017			\$1,596,941.52	\$1.00		1,596,941.520






Summary Statement

November 2017

Van Zandt County

121 East Dallas Street, Room 101
 Canton, TX 75103
 U.S.A.

TXCLASS							Average Monthly Yield:	1.30%
	Beginning Balance	Contributions	Withdrawals	Income Earned	Income Earned YTD	Average Daily Balance	Month End Balance	
TX-01-0250-0001 FINANCIAL CLEARING	752,874.78	0.00	0.00	803.03	7,746.17	753,300.86	753,677.81	
Total	752,874.78	0.00	0.00	803.03	7,746.17	753,300.86	753,677.81	



Account Statement

November 2017

Van Zandt County

121 East Dallas Street, Room 101
 Canton, TX 75103
 U.S.A.

TXCLASS

TX-01-0250-0001

Summary

Average Monthly Yield: 1.30%

		Beginning Balance	Contributions	Withdrawals	Income Earned	Average Daily Balance	Month End Balance
TX-01-0250-0001	FINANCIAL CLEARING	752,874.78	0.00	0.00	803.03	753,300.86	753,677.81

Transactions

Transaction Date	Transaction Description	Contributions & Income Earned	Withdrawals	Balance	Transaction Number
11/01/2017	Beginning Balance			752,874.78	
11/30/2017	Income Earned For The Period	803.03			
11/30/2017	Ending Balance			753,677.81	



Daily Rates

November 2017

TXCLASS

Date	Dividend Rate	Daily Yield
01-Nov-17	0.000035622	1.30%
02-Nov-17	0.000035482	1.30%
03-Nov-17	0.000035482	1.30%
04-Nov-17	0.000035482	1.30%
05-Nov-17	0.000035482	1.30%
06-Nov-17	0.000035482	1.30%
07-Nov-17	0.000035482	1.30%
08-Nov-17	0.000035482	1.30%
09-Nov-17	0.000035496	1.30%
10-Nov-17	0.000035512	1.30%
11-Nov-17	0.000035512	1.30%
12-Nov-17	0.000035512	1.30%
13-Nov-17	0.000035505	1.30%
14-Nov-17	0.000035525	1.30%
15-Nov-17	0.000035482	1.30%
16-Nov-17	0.000035513	1.30%
17-Nov-17	0.000035530	1.30%
18-Nov-17	0.000035530	1.30%
19-Nov-17	0.000035530	1.30%
20-Nov-17	0.000035482	1.30%
21-Nov-17	0.000035482	1.30%
22-Nov-17	0.000035482	1.30%
23-Nov-17	0.000035482	1.30%
24-Nov-17	0.000035482	1.30%
25-Nov-17	0.000035482	1.30%
26-Nov-17	0.000035482	1.30%
27-Nov-17	0.000035482	1.30%
28-Nov-17	0.000035756	1.31%
29-Nov-17	0.000035804	1.31%
30-Nov-17	0.000036027	1.32%