


Van Zandt County
Monthly Financial & Investment Report
Month Ending December 31, 2017

TO BE RECORDED IN THE JANUARY 24, 2018 MINUTES

OF THE COMMISSIONERS' COURT

BY VAN ZANDT COUNTY CLERK.


SUBMITTED THIS THE 16TH DAY OF JANUARY 2018




Teri Pruitt, Treasurer

The Van Zandt County Commissioners' Court, having reviewed the Treasurer's Report as presented, having taken reasonable steps to ensure its accuracy, and based upon presentations of the Treasurer's Office, does hereby approve the Report, subject to the independent auditor's review and does further order that it be filed with the official minutes of this meeting. {LGC 114.026(c)}

In addition, the below signatures affirm that the Treasurers' Report complies with statutes as referenced. {LGC 114.026(d)}S




Don Kirkpatrick, Van Zandt County Judge



Brandon Brown

Commissioner Precinct #1




Virgil Melton, Jr.

Commissioner Precinct #2



Keith Pearson

Commissioner Precinct #3



Tim West

Commissioner Precinct #4

FUND NAME	CHECKING ACCOUNT	CHECKING AMOUNT	TDOA ACCOUNT	TDOA AMOUNT	FUND TOTAL
2018 010 GENERAL FUND	FIN CLEAR AMERICAN CTY JURY	27,728.05 3,019.00	TDOA MBIA	440,813.97 1,273.84	472,834.86
2018 011 VZC EMPLOYEE BENEFITS FUND			MEDRESERVE MEDCLAIMS		
2018 012 RESERVE FUNDS	FIN CLEAR		TDOA MBIA		
2018 015 SHERIFF FORFEITURE FUND	FIN CLEAR AMERICAN	9,572.21	TDOA MBIA	9,100.71	18,672.92
2018 016 DA FORFEITURE FUND	FIN CLEAR		TDOA MBIA		
	ESCROW #1	3,096.36			
	ESCROW #2	1,815.37			
	ESCROW #3	1,167.66			
	ESCROW #4	301.48			
	ESCROW #5	801.38			
	ESCROW #6	1,869.91			
	ESCROW #7	2,466.27			
	ESCROW #8	6,164.78			
	ESCROW #9	1,016.66			
	ESCROW #10	5,073.19			
	ESCROW #11	2,812.23			
	ESCROW #12	1,747.69			
	ESCROW #13				
	ESCROW #14				
	ESCROW #15				
	ESCROW #16				
	ESCROW #17	8,249.83			
	ESCROW #18	819.25			
	ESCROW #19	1,531.61			
	ESCROW #20	3,503.22			
	ESCROW #21	11,489.60			
	ESCROW #22	2,299.54			
	ESCROW #23	766.24			
	ESCROW #24	12,360.90			
	ESCROW #25	526.48			
	ESCROW #26	32,368.27			
	ESCROW #27	2,917.58			
	ESCROW #28	2,705.67			
	ESCROW #29	940.00			
	ESCROW #30	535.77			
	ESCROW #31	327.60			
	ESCROW #32	2,099.01			
	ESCROW #33				
	ESCROW #34				
	ESCROW #35	202.03			
	ESCROW #36	3,119.49			
	ESCROW #37				
	ESCROW #38				
	ESCROW #39	1,474.97			
	ESCROW #40	1,422.37			
	ESCROW #41				
	ESCROW #42				

FUND NAME	CHECKING ACCOUNT	CHECKING AMOUNT	TDOA ACCOUNT	TDOA AMOUNT	FUND TOTAL
	ESCROW #43				
	ESCROW #44				
	ESCROW #45				
	ESCROW #46				
	ESCROW #47				
	ESCROW #48				
	ESCROW #49				
	ESCROW #50				
	ESCROW #51				
	ESCROW #52				
	ESCROW #53				
	ESCROW #54				
	ESCROW #55	368.53			
	ESCROW #56				
	ESCROW #57	2,625.55			
	ESCROW #58				
	ESCROW #59				
	ESCROW #60	183.90			
	ESCROW #61				
	ESCROW #62				
	ESCROW #63				
	ESCROW #64				
	ESCROW #65				
	ESCROW #66				
	ESCROW #67				
	ESCROW #68				
	ESCROW #69	5,017.03			
	ESCROW #70	1,157.45			
	ESCROW #71				
	ESCROW #72	4,279.37			
	ESCROW #73				
	ESCROW #74				
	ESCROW #75				
	ESCROW #76				
	ESCROW #77	2,314.35			
	ESCROW #78				
	ESCROW #79	353.81			
	ESCROW #80				
	ESCROW #81				
	ESCROW #82	4,026.06			
	ESCROW #83				
	ESCROW #84	638.55			
	ESCROW #85				
	ESCROW #86	779.33			
	ESCROW #87				
	ESCROW #88				
2018 017 BUILDING SECURITY FUND	FIN CLEAR	1,453.99	TDOA		139,736.34
			MBIA		1,453.99
2018 018 JUSTICE COURT BLDG SECURITY FIN CLEAR	FIN CLEAR	9,933.23	TDOA		9,933.23
2018 019 DA FORFEITURE FUND	ESCROW #13	986.02			
	ESCROW #14	1,159.87			
	ESCROW #15	6,472.59			
	ESCROW #16	2,943.47			

FUND NAME	CHECKING ACCOUNT	CHECKING AMOUNT	TDOA ACCOUNT	TDOA AMOUNT	FUND TOTAL
2018 021 ROAD & BRIDGE - PCT. 1	ESCROW #45 FIN CLEAR	1,677.58 158,566.69	TDOA MBIA	400,205.25 3.42	13,239.53 558,775.36
2018 022 ROAD & BRIDGE - PCT. 2	FIN CLEAR	119,148.49	TDOA MBIA	300,989.10 503,963.93	923,201.52
2018 023 ROAD & BRIDGE - PCT. 3	FIN CLEAR	132,989.91	TDOA MBIA	350,679.29 .65	483,669.85
2018 024 ROAD & BRIDGE - PCT. 4	FIN CLEAR	201,646.73	TDOA MBIA	150,136.52 347.74	352,130.99
2018 026 ROAD & BRIDGE - GEN	FIN CLEAR	27,470.03	TDOA MBIA		27,470.03
2018 031 COUNTY ROAD FUND - PCT. 1	FIN CLEAR		TDOA MBIA		
2018 032 COUNTY ROAD FUND - PCT. 2	FIN CLEAR	434.00-	TDOA MBIA		434.00-
2018 033 COUNTY ROAD FUND - PCT. 3	FIN CLEAR		TDOA MBIA		
2018 034 COUNTY ROAD FUND - PCT. 4	FIN CLEAR		TDOA MBIA		
2018 035 VICTIM COORDINATOR GRANT	FIN CLEAR	8,419.35-	TDOA MBIA		8,419.35-
2018 036 DA FORFEITURE FUND II	FIN CLEAR	1,040.27	TDOA MBIA	58,308.84	59,349.11
2018 037 CONSTABLE PCT #4 SEIZURE	FIN CLEAR	760.89	TDOA MBIA	5,614.85	6,375.74
2018 040 COUNTY LAW LIBRARY FUND	FIN CLEAR	914.95	TDOA MBIA	49,211.05	50,126.00
2018 042 COUNTY FREE LIBRARY	FIN CLEAR	37,692.83	TDOA MBIA		37,692.83
2018 043 COMMUNITY LIBRARY CONTRIBUTIFIN CLEAR	FIN CLEAR	441.10	TDOA MBIA		441.10
2018 047 DIGITIZE RECORDS	FIN CLEAR	14,758.80	TDOA MBIA	49,588.13	64,346.93
2018 048 SUPPLEMENTAL GUARDIANSHIP	FIN CLEAR	16,873.28	TDOA	11,129.27	28,002.55
2018 049 COUNTY CHILD ABUSE PREVENTIOFIN CLEAR	FIN CLEAR	5,910.32	TDOA	1.83	5,912.15
2018 050 COURT RELATED PROGRAMS	FIN CLEAR	6,817.53	TDOA MBIA	9,103.71	15,921.24

FUND NAME	CHECKING ACCOUNT	CHECKING AMOUNT	TDOA ACCOUNT	TDOA AMOUNT	FUND TOTAL
2018 052 COUNTY & DISTRICT TECH FUND FIN CLEAR		7,339.67	TDOA MBIA		7,339.67
2018 053 CAPITALCREDITSECONOMICDEVELOPFIN CLEAR		5,617.40	TDOA	231,673.15	237,290.55
2018 054 COMBINEDCOURTTECHNOLOGYFUND FIN CLEAR		2,135.11	TDOA	18,278.82	20,413.93
2018 055 CHAPTER 19 FIN CLEAR		15.96	TDOA MBIA		15.96
2018 056 COUNTY RECORDS FUND FIN CLEAR		11,685.75	TDOA MBIA	93,151.62	104,837.37
2018 057 COUNTY CLERK RECORDS FUND FIN CLEAR		15,398.29	TDOA MBIA	108,318.69	123,716.98
2018 058 DISTRICT CLERK RECORDS FUND FIN CLEAR		8,672.78	TDOA	25,412.06	34,084.84
2018 059 COUNTY CLERK ARCHIVE FIN CLEAR		281,869.60	TDOA	128,376.86	410,246.46
2018 060 CAPTIAL PROJECT W P ANNEX FIN CLEAR			TDOA MBIA		
2018 061 CAPITAL PROJECT ROADS PCT NOFIN CLEAR		171.63	TDOA MBIA		171.63
2018 062 CAPITAL PROJECT ROADS PCT NOFIN CLEAR			TDOA MBIA		
2018 063 CAPITAL PROJECT ROADS PCT NOFIN CLEAR			TDOA MBIA		
2018 064 CAPITAL PROJECT ROADS PCT NOFIN CLEAR			TDOA MBIA		
2018 070 PERMANENT IMPROVEMENT FUND FIN CLEAR			TDOA MBIA		
2018 075 RIGHT-OF-WAY FUND FIN CLEAR		118.09	TDOA MBIA		118.09
2018 084 TAX ANTICIPATION NOTES FIN CLEAR		24.23	TDOA MBIA		24.23
2018 085 DEBT SERVICE FUND DEBT CL		190,820.44	TDOA MBIA	189,321.26 248,986.52	629,128.22
2018 087 VZC INDIGENT HEALTH PROGRAM FIN CLEAR		13,136.45	TDOA MBIA	100,000.00	113,136.45
2018 088 SOIL CONSERVATION DIST FUND FIN CLEAR		2,992.01	TDOA MBIA	15,242.40	18,234.41
2018 090 APPELLATE JUSTICE SYSTEM FUNFIN CLEAR		1,150.35	TDOA MBIA		1,150.35

FUND NAME	CHECKING ACCOUNT	CHECKING AMOUNT	TDOA ACCOUNT	TDOA AMOUNT	FUND TOTAL
2018 095 PAYROLL CLEARING ACCOUNT.	PAYCLEAR	193,660.58	MBIA		193,660.58
2018 096 GEN FIXED ASSETS ACCOUNT GRP			MBIA		
2018 097 LONG TERM DEBT GROUP			MBIA		
2018 130 911 RURAL ADDRESSING PROJECTFIN CLEAR			TDOA MBIA	510,000.00	
2018 131 VAN ZANDT COUNTY JAIL	FIN CLEAR	61,835.27	TDOA MBIA	150,000.00	211,835.27
2018 132 VAN ZANDT COUNTY SHERIFF DEFFIN CLEAR		39,490.51	TDOA MBIA		549,490.51
2018 135 CAPITAL MURDER	FIN CLEAR		TDOA		
2018 136 HOMELAND SECURITY GRANT	FIN CLEAR	1,990.01	TDOA MBIA		1,990.01
2018 137 LAW ENFORCEMENT BLOCK 2001	FIN CLEAR		TDOA MBIA		
2018 138 LAW ENFORCEMENT BLOCK 2003	FIN CLEAR		TDOA MBIA		
2018 139 HOMELAND SECURITY GRANT P25	FIN CLEAR	2,293.00-	TDOA MBIA		2,293.00-
2018 140 MOBILE VIDEO REPLACEMENT GRAFIN CLEAR			TDOA		
2018 141 BULLET PROOF VEST GRANT	FIN CLEAR	5,430.50-	TDOA MBIA		5,430.50-
2018 142 BURN JAG GRANT	FIN CLEAR		TDOA		
2018 143 BYRNE JAG LOCAL GRANT	FIN CLEAR		TDOA		
2018 145 SOLID WASTE GRANT	FIN CLEAR	203.03			203.03
2018 147 MOBILE VIDEO REPLACEMENT GRAFIN CLEAR					
2018 261 CAPITAL PROJECT ROADS PCT NOFIN CLEAR		7.84	TDOA		7.84
2018 262 CAPITAL PROJECT ROADS PCT NOFIN CLEAR		1.34	TDOA		1.34
2018 263 CAPITAL PROJECT PCT 3	FIN CLEAR		TDOA		
2018 264 CAPITAL PROJECT PCT 4	FIN CLEAR		TDOA		
2018 400 FRUITVALE 2011 TXCDBG 710056WATER					
2018 401 BENWHEELERMSC 71348911131115					
2018 402 LITTLEHOPEMOOREWSC7130260813					
2018 540 PRETRIAL SUPERVISION	FIN CLEAR	47,623.27	TDOA	101,072.98	148,696.25

FUND NAME	CHECKING ACCOUNT	CHECKING AMOUNT	TDOA ACCOUNT	TDOA AMOUNT	FUND TOTAL
2018 541 COMMUNITY SUP & CORRECTIONS	FIN CLEAR	117,302.95	TDOA MBIA	261,317.80	378,620.75
2018 542 ADULT PROBATION CIVIL	FIN CLEAR	70,890.80	TDOA MBIA	274,928.18	345,818.98
2018 543 HIGH RISK SUBSTANCE ABUSE -CFIN CLEAR	864.48-		TDOA MBIA		864.48-
2018 544 HIGH RISK SEX OFFENDER -CCP FIN CLEAR	10,235.59		TDOA		10,235.59
2018 545 GRANT C COMMIT REDUCTION PROFIN CLEAR	5,858.05				5,858.05
2018 546 JUVENILE PROBATION FUND	FIN CLEAR	233,404.60-	TDOA MBIA		233,404.60-
2018 547 VZCJPD STATE AID GRANT	FIN CLEAR	46,010.94	TDOA MBIA		46,010.94
2018 548 VZCJPD PROGRESSIVE SANCTIONSFIN CLEAR			TDOA MBIA		
2018 549 VZCJPD - GRANT N	FIN CLEAR	16,999.44	TDOA MBIA		16,999.44
2018 550 D A SUPPLEMENTAL FUND	FIN CLEAR	4,940.82	TDOA MBIA	4,585.97	9,526.79
2018 551 VOICES - JUV CJD GRANT	FIN CLEAR	10,857.66-	TDOA		10,857.66-
2018 552 ETCOG RESIDENTIAL	FIN CLEAR	1,676.57-			1,676.57-
2018 553 V - JUV PROB POST FUND	FIN CLEAR		TDOA MBIA		
2018 554 GRANT L SECURE FELONY REIMB FIN CLEAR		665.00-	TDOA		665.00-
2018 555 JUVENILE PROBATION INTEREST FIN CLEAR		33.71	TDOA MBIA	23,406.87	23,440.58
2018 556 GRANT H-DIVERSION RESIDENTIALFIN CLEAR					
2018 557 GRANT I	FIN CLEAR				
2018 558 GRANT S	FIN CLEAR	12,321.36			12,321.36
2018 559 MENTAL IMPAIRMENT CASELOAD	FIN CLEAR	10,824.32-	TDOA MBIA		10,824.32-
2018 560 SALARY ADJUSTMENT FOR JUV PRFIN CLEAR		1.33-	TDOA MBIA		1.33-
2018 562 TITLE IV-E FEDERAL FOSTER CAFIN CLEAR			TDOA MBIA		
2018 563 FRUITVALE WATER TDHCA 720076			MBIA		

FUND NAME	CHECKING ACCOUNT	CHECKING AMOUNT	TDOA ACCOUNT	TDOA AMOUNT	FUND TOTAL
2018 564 ICB	FIN CLEAR				
2018 565 INDIGENT DEFENSE GRANT	FIN CLEAR	2,397.64	TDOA	306.53	2,704.17
2018 567 ABATEMENT OFFICER	FIN CLEAR	101,441.02	TDOA		101,441.02
2018 568 TECHNOLOGY RESOURCES	FIN CLEAR	1.50	TDOA		1.50
2018 569 HAVA ELECTION GRANT	FIN CLEAR	9,653.03			9,653.03
2018 570 GOLDEN WATER SUPPLY CORP					
2018 580 D.A. CHECK COLLECTION FUND	FIN CLEAR	6,436.50	TDOA MBIA	10,190.57	16,627.07
2018 591 CONSTABLE #1 TLEOSE FUND	FIN CLEAR	1,211.46	TDOA MBIA		1,211.46
2018 592 CONSTABLE #2 TLEOSE FUND	FIN CLEAR	506.94	MBIA		506.94
2018 593 CONSTABLE #3 TLEOSE FUND	FIN CLEAR		MBIA		
2018 594 CONSTABLE #4 TLEOSE FUND	FIN CLEAR	3,612.84	TDOA MBIA		3,612.84
2018 595 SHERIFF TLEOSE FUND	FIN CLEAR	9,000.97	MBIA		9,000.97
2018 596 DA TLEOSE FUND	FIN CLEAR	941.88	MBIA		941.88
2018 597 VZC COMMISSARY PERSONNEL FUNFIN CLEAR	FIN CLEAR	2.41-	MBIA		2.41-
2018 598 SHERIFF - CANINE DRUG ACCOUNTIN CLEAR			MBIA		
2018 600 JUSTICE COURT TECHNOLOGY FUNFIN CLEAR	FIN CLEAR	38,893.55	TDOA MBIA	12.84	38,906.39
2018 601 VZC COURTHOUSE BEAUTIFICATIONIN CLEAR					
2018 602 CHILD ADVOCACY	FIN CLEAR	9.08			9.08
2018 800 CONTRIBUTION RELIEF FUND	FIN CLEAR		TDOA	16,082.93	16,082.93
2018 801 HURRICANE RITA - ASSISTANCE	FIN CLEAR		TDOA		
2018 802 VETERAN'S MEMORIAL WALL FUNDFIN CLEAR	FIN CLEAR	.55	TDOA		.55
2018 803 HISTORICAL COMMISSION	FIN CLEAR	10,195.12	TDOA	.16	10,195.28
2018 804 VAN TORNADO-ASSISTANCE	FIN CLEAR	43,988.27-			43,988.27-
2018 805 FEMA - DEC 2015 STORM	FIN CLEAR	470.66	TDOA		470.66
2018 806 FEMA APRIL 2016 STORM	FIN CLEAR				
TOTAL		1,966,178.69		4,850,238.31	6,816,417.00

CHECK ACCOUNT		CHECK
ACCOUNT BALANCE - FIN CLEAR		1,425,702.80
ACCOUNT BALANCE - CITY JURY		3,019.00
ACCOUNT BALANCE - ESCROW #1		3,896.36
ACCOUNT BALANCE - ESCROW #2		1,815.37
ACCOUNT BALANCE - ESCROW #3		1,167.66
ACCOUNT BALANCE - ESCROW #4		301.48
ACCOUNT BALANCE - ESCROW #5		801.38
ACCOUNT BALANCE - ESCROW #6		1,869.91
ACCOUNT BALANCE - ESCROW #7		2,466.27
ACCOUNT BALANCE - ESCROW #8		6,164.78
ACCOUNT BALANCE - ESCROW #9		1,016.66
ACCOUNT BALANCE - ESCROW #10		5,073.19
ACCOUNT BALANCE - ESCROW #11		2,812.23
ACCOUNT BALANCE - ESCROW #12		1,747.69
ACCOUNT BALANCE - ESCROW #13		986.02
ACCOUNT BALANCE - ESCROW #14		1,159.87
ACCOUNT BALANCE - ESCROW #15		6,472.59
ACCOUNT BALANCE - ESCROW #16		2,943.47
ACCOUNT BALANCE - ESCROW #17		8,249.83
ACCOUNT BALANCE - ESCROW #18		819.25
ACCOUNT BALANCE - ESCROW #19		1,531.61
ACCOUNT BALANCE - ESCROW #20		3,503.22
ACCOUNT BALANCE - ESCROW #21		11,489.60
ACCOUNT BALANCE - ESCROW #22		2,299.54
ACCOUNT BALANCE - ESCROW #23		766.24
ACCOUNT BALANCE - ESCROW #24		12,360.90
ACCOUNT BALANCE - ESCROW #25		526.48
ACCOUNT BALANCE - ESCROW #26		32,368.27
ACCOUNT BALANCE - ESCROW #27		2,917.58
ACCOUNT BALANCE - ESCROW #28		2,705.67
ACCOUNT BALANCE - ESCROW #29		940.00
ACCOUNT BALANCE - ESCROW #30		535.77
ACCOUNT BALANCE - ESCROW #31		327.60
ACCOUNT BALANCE - ESCROW #32		2,099.01
ACCOUNT BALANCE - ESCROW #33		202.03
ACCOUNT BALANCE - ESCROW #34		3,119.49
ACCOUNT BALANCE - ESCROW #35		1,474.97
ACCOUNT BALANCE - ESCROW #36		1,422.37
ACCOUNT BALANCE - ESCROW #37		1,677.58
ACCOUNT BALANCE - ESCROW #38		368.53
ACCOUNT BALANCE - ESCROW #39		2,625.55
ACCOUNT BALANCE - ESCROW #40		183.90
ACCOUNT BALANCE - ESCROW #41		5,017.03
ACCOUNT BALANCE - ESCROW #42		1,157.45
ACCOUNT BALANCE - ESCROW #43		4,279.37
ACCOUNT BALANCE - ESCROW #44		2,314.35
ACCOUNT BALANCE - ESCROW #45		353.81
ACCOUNT BALANCE - ESCROW #46		4,026.06
ACCOUNT BALANCE - ESCROW #47		638.55
ACCOUNT BALANCE - ESCROW #48		779.33
ACCOUNT BALANCE - ESCROW #49		190,820.44
ACCOUNT BALANCE - ESCROW #50		193,660.58
ACCOUNT BALANCE - DEBT CL		
ACCOUNT BALANCE - PAYCLEAR		
TOTAL		1,966,178.69
TDOA ACCOUNT	TDOA	
ACCOUNT BALANCE - TDOA		4,095,662.21

TDOA ACCOUNT
ACCOUNT BALANCE - MBIA
TOTAL

TDOA
754,576.10

4,850,238.31

FUND NAME	**** MONTH TO DATE **** REVENUES	**** MONTH TO DATE **** EXPENSES	**** YEAR TO DATE **** REVENUES	**** YEAR TO DATE **** EXPENSES
2018 GENERAL FUND	2,309,632.55	1,050,755.73	3,068,997.68	2,896,370.72
2018 VZC EMPLOYEE BENEFITS FUND	.00	.00	.00	.00
2018 RESERVE FUNDS	38,754.85-	.00	.00	.00
2018 SHERIFF FORFEITURE FUND	6,802.79	.00	6,816.50	.00
2018 DA FORFEITURE FUND	.00	.00	.00	.00
2018 BUILDING SECURITY FUND	4,216.28	7,172.49	10,759.64	13,309.86
2018 JUSTICE COURT BLDG SECURITY	198.03	57.00	665.42	362.00
2018 DA FORFEITURE FUND	.00	.00	.00	.00
2018 ROAD & BRIDGE - PCT. 1	380,245.69	54,968.12	476,673.83	186,116.17
2018 ROAD & BRIDGE - PCT. 2	300,725.07	147,747.25	733,638.40	371,918.79
2018 ROAD & BRIDGE - PCT. 3	281,390.36	91,283.88	391,706.67	222,126.61
2018 ROAD & BRIDGE - PCT. 4	513,827.34	52,116.43	718,065.08	116,511.99
2018 ROAD & BRIDGE - GEN	.00	4,201.00	40,000.00	8,996.48
2018 COUNTY ROAD FUND - PCT. 1	.00	.00	.00	.00
2018 COUNTY ROAD FUND - PCT. 2	.00	.00	.00	.00
2018 COUNTY ROAD FUND - PCT. 3	.00	.00	.00	.00
2018 COUNTY ROAD FUND - PCT. 4	.00	.00	.00	.00
2018 VICTIM COORDINATOR GRANT	1,260.34	6,203.59	15,651.02	13,038.24
2018 DA FORFEITURE FUND II	9,628.44	6,066.96	9,716.32	14,284.40
2018 CONSTABLE PCT #4 SEIZURE	.00	.00	8.45	.00
2018 COUNTY LAW LIBRARY FUND	2,490.00	2,614.98	5,434.16	5,262.96
2018 COUNTY FREE LIBRARY	10,496.27	14,757.93	31,508.20	32,498.38
2018 COMMUNITY LIBRARY CONTRIBUTION	.00	.00	34.00	.00
2018 DIGITIZE RECORDS	420.00	.00	1,364.73	.00
2018 SUPPLEMENTAL GUARDIANSHIP	220.00	.00	596.76	.00
2018 COUNTY CHILD ABUSE PREVENTION	169.06	.00	231.67	.00

FUND NAME	**** MONTH TO DATE **** REVENUES	**** YEAR TO DATE **** REVENUES	**** MONTH TO DATE **** EXPENSES	**** YEAR TO DATE **** EXPENSES
2018 COURT RELATED PROGRAMS	.00	13.71	.00	.00
2018 COUNTY & DISTRICT TECH FUND	130.11	283.93	.00	.00
2018 CAPITALCREDITSECONOMICDEVELOP	.00	273.83	.00	.00
2018 COMBINEDCOURTTECHNOLOGYFUND	535.00	1,242.55	.00	.00
2018 CHAPTER 19	.00	.00	.00	.00
2018 COUNTY RECORDS FUND	1,393.75	3,126.26	175.00	525.00
2018 COUNTY CLERK RECORDS FUND	10,367.83	30,674.79	13,068.00	24,759.13
2018 DISTRICT CLERK RECORDS FUND	331.53	779.77	896.64	1,893.10
2018 COUNTY CLERK ARCHIVE	9,044.00	18,560.47	.00	.00
2018 CAPTIAL PROJECT W P ANNEX	.00	.00	.00	.00
2018 CAPITAL PROJECT ROADS PCT NO 1	.00	.00	.00	.00
2018 CAPITAL PROJECT ROADS PCT NO 2	.00	.00	.00	.00
2018 CAPITAL PROJECT ROADS PCT NO 3	.00	.00	.00	.00
2018 CAPITAL PROJECT ROADS PCT NO 4	.00	.00	.00	.00
2018 PERMANENT IMPROVEMENT FUND	.00	.00	.00	.00
2018 RIGHT-OF-WAY FUND	.00	.00	.00	.00
2018 TAX ANTICIPATION NOTES	.00	.00	.00	.00
2018 DEBT SERVICE FUND	162,567.55	211,021.55	.00	454,013.90
2018 VZC INDIGENT HEALTH PROGRAM	17,500.00	52,500.00	13,746.17	37,786.59
2018 SOIL CONSERVATION DIST FUND	250.00	772.96	.00	.00
2018 APPELLATE JUSTICE SYSTEM FUND	320.00	730.00	.00	1,185.00
2018 PAYROLL CLEARING ACCOUNT.	.00	.00	.00	.00
2018 GEN FIXED ASSETS ACCOUNT GRP	.00	.00	.00	.00
2018 LONG TERM DEBT GROUP	.00	.00	.00	.00
2018 911 RURAL ADDRESSING PROJECT	.00	.00	.00	.00
2018 VAN ZANDT COUNTY JAIL	191,829.67	571,211.58	169,228.10	395,020.81

FUND NAME	**** MONTH TO DATE **** REVENUES	**** YEAR TO DATE **** REVENUES	**** MONTH TO DATE **** EXPENSES	**** YEAR TO DATE **** EXPENSES
2018 VAN ZANDT COUNTY SHERIFF DEPT	754,616.19	1,179,551.17	306,394.48	575,341.36
2018 CAPITAL MURDER	.00	.00	.00	.00
2018 HOMELAND SECURITY GRANT	.00	.00	.00	.00
2018 LAW ENFORCEMENT BLOCK 2001	.00	.00	.00	.00
2018 LAW ENFORCEMENT BLOCK 2003	.00	.00	.00	.00
2018 HOMELAND SECURITY GRANT P25 CO	.00	.00	.00	.00
2018 MOBILE VIDEO REPLACEMENT GRANT	.00	.00	.00	.00
2018 BULLET PROOF VEST GRANT	.00	.00	.00	.00
2018 BURN JAG GRANT	.00	.00	.00	.00
2018 BYRNE JAG LOCAL GRANT	.00	.00	.00	.00
2018 SOLID WASTE GRANT	.00	.00	.00	.00
2018 MOBILE VIDEO REPLACEMENT GRANT	.00	.00	.00	.00
2018 CAPITAL PROJECT ROADS PCT NO 1	.00	.00	.00	.00
2018 CAPITAL PROJECT ROADS PCT NO 2	.00	.00	.00	.00
2018 CAPITAL PROJECT PCT 3	.00	.00	.00	.00
2018 CAPITAL PROJECT PCT 4	.00	.00	.00	.00
2018 FRUITVALE 2011 TXCDBG 710056	.00	.00	.00	.00
2018 BENWHEELERWSC 71348911131115	.00	.00	.00	.00
2018 LITTLEHOPEMOOREWSC713026081315	.00	.00	.00	.00
2018 PRETRIAL SUPERVISION	2,515.00	11,508.70	5,543.95	14,618.71
2018 COMMUNITY SUP & CORRECTIONS	52,784.11	195,092.13	48,705.54	144,323.44
2018 ADULT PROBATION CIVIL	430.00	6,698.15	1,578.98	4,312.31
2018 HIGH RISK SUBSTANCE ABUSE -CCP	7,483.00	15,971.42	1,927.40	10,415.82
2018 HIGH RISK SEX OFFENDER -CCP	13,332.00	26,664.00	6,003.30	17,350.22
2018 GRANT C COMMIT REDUCTION PROG	4,834.00	24,170.00	6,336.05	18,313.91
2018 JUVENILE PROBATION FUND	45,567.81	114,474.98	60,317.96	158,174.85

FUND NAME	**** MONTH TO DATE **** REVENUES	**** MONTH TO DATE **** EXPENSES	**** YEAR TO DATE **** REVENUES	**** YEAR TO DATE **** EXPENSES
2018 VZCJPD STATE AID GRANT	26,750.00	29,739.89	139,309.60	94,064.51
2018 VZCJPD PROGRESSIVE SANCTIONS	.00	.00	.00	.00
2018 VZCJPD - GRANT N	7,986.00	9,665.98	39,930.00	27,385.55
2018 D A SUPPLEMENTAL FUND	.00	3,034.57	6.91	6,051.37
2018 VOICES - JUV CJD GRANT	.00	4,028.34	.00	13,188.32
2018 ETCOG RESIDENTIAL	.00	.00	.00	.00
2018 V - JUV PROB POST FUND	.00	.00	.00	.00
2018 GRANT L SECURE FELONY REIMB	.00	.00	.00	.00
2018 JUVENILE PROBATION INTEREST	.94	.00	60.43	.00
2018 GRANT H-DIVERSION RESIDENTIAL	.00	.00	.00	.00
2018 GRANT I	.00	.00	.00	.00
2018 GRANT S	4,273.00	5,141.99	21,365.00	9,126.65
2018 MENTAL IMPAIRMENT CASELOAD	8,618.00	7,828.05	22,167.69	21,377.74
2018 SALARY ADJUSTMENT FOR JUV PROB	.00	.00	.00	.00
2018 TITLE IV-E FEDERAL FOSTER CARE	.00	.00	.00	.00
2018 FRUITVALE WATER TDHCA 720076	.00	.00	.00	.00
2018 ICB	.00	.00	.00	.00
2018 INDIGENT DEFENSE GRANT	.00	4,160.29	.45	8,943.04
2018 ABATEMENT OFFICER	14,035.00	12,052.12	30,485.00	29,098.04
2018 TECHNOLOGY RESOURCES	.00	.00	.00	.00
2018 HAVA ELECTION GRANT	.00	.00	.00	.00
2018 GOLDEN WATER SUPPLY CORP	.00	.00	.00	.00
2018 D.A. CHECK COLLECTION FUND	97.28	525.09	331.44	1,044.54
2018 CONSTABLE #1 TLEOSE FUND	.00	.00	.00	.00
2018 CONSTABLE #2 TLEOSE FUND	.00	.00	.00	.00
2018 CONSTABLE #3 TLEOSE FUND	.00	.00	.00	.00

FUND NAME	**** MONTH TO DATE **** REVENUES	**** YEAR TO DATE **** REVENUES	**** MONTH TO DATE **** EXPENSES	**** YEAR TO DATE **** EXPENSES
2018 CONSTABLE #4 TLEOSE FUND	.00	.00	.00	20.00
2018 SHERIFF TLEOSE FUND	.00	.00	990.00	990.00
2018 DA TLEOSE FUND	.00	.00	.00	.00
2018 VZC COMMISSARY PERSONNEL FUND	.00	.00	.00	.00
2018 SHERIFF - CANINE DRUG ACCOUNT	.00	.00	.00	.00
2018 JUSTICE COURT TECHNOLOGY FUND	812.42	1,455.22	.00	.00
2018 VZC COURTHOUSE BEAUTIFICATION	.00	.00	.00	.00
2018 CHILD ADVOCACY	.00	.00	.00	.00
2018 CONTRIBUTION RELIEF FUND	.00	.00	.00	.00
2018 HURRICANE RITA - ASSISTANCE	.00	.00	.00	.00
2018 VETERAN'S MEMORIAL WALL FUND	.00	.00	.00	.00
2018 HISTORICAL COMMISSION	.00	950.00	.00	.00
2018 VAN TORNADO-ASSISTANCE	166,581.01	166,581.01	166,581.01	166,581.01
2018 FEMA - DEC 2015 STORM	.00	.00	.00	.00
2018 FEMA APRIL 2016 STORM	285,635.94	285,635.94	285,635.94	285,635.94
TOTAL	5,573,588.51	8,685,469.17	2,601,250.20	6,402,337.46

ACCOUNT NAME

ACCOUNT NAME	BEGINNING CASH BALANCE	CASH RECEIPTS	CASH DISBURSEMENTS	ENDING CASH BALANCE
2018 010 GENERAL FUND				
COINS	1.00	.00	.00	1.00
CASH	916,982.04	2,579,333.77	1,634,623.68	27,728.05
RETURNED CHECK FEES	.00	.00	.00	.00
AMERICAN NATIONAL CASH	.00	.00	.00	.00
VZC JURY CASH CLEARING	3,001.00	586.00	568.00	3,019.00
VZC CHECKING DEBT SERVICE	.00	.00	.00	.00
PETTY CASH COLLECTION-PCT. 1	100.00	.00	.00	100.00
PETTY CASH-CITY CLERK	500.00	.00	.00	500.00
PETTY CASH-DIST CLERK	400.00	.00	.00	400.00
COUNTY COURT JURY CASH	.00	.00	.00	.00
DISTRICT COURT JURY CASH	.00	.00	.00	.00
PETTY CASH-JP #1	200.00	.00	.00	200.00
PETTY CASH-JP #2	200.00	.00	.00	200.00
PETTY CASH - JP#4	200.00	.00	.00	200.00
PETTY CASH-SHERIFF	.00	.00	.00	.00
PETTY CASH-TAX COLLECTOR	3,000.00	.00	.00	3,000.00
PETTY CASH - TAX COLL (BOAT)	.00	.00	.00	.00
PETTY CASH-TAX (BOAT CK ACCT)	2.70	.00	.00	2.70
PETTY CASH-TAX (BOAT CK ACCT)	813.97	440,000.00	.00	440,813.97
TIME DEPOSIT ON ACCOUNT	1,272.32	1.52	.00	1,273.84
MBIA MUNICIPAL INVESTORS SERV	907,291.05	3,019,921.25	1,635,191.68	477,438.56
FUND TOTALS				

2018 011 VZC EMPLOYEE BENEFITS FUND				
VZC BENEFIT RESERVE	.00	.00	.00	.00
CLAIMS CLEARING ACCOUNT	.00	.00	.00	.00
INTER ACCOUNT CLEARING TRANSFER	.00	.00	.00	.00
FUND TOTALS				

2018 012 RESERVE FUNDS				
CASH	38,754.85	49,710.89	88,465.74	.00
TIME DEPOSIT ON ACCOUNT	.00	.00	.00	.00
MBIA MUNICIPAL INVESTORS SERV	.00	.00	.00	.00
FUND TOTALS	38,754.85	49,710.89	88,465.74	.00

2018 015 SHERIFF FORFEITURE FUND				
CASH	2,769.42	6,802.79	.00	9,572.21
AMERICAN NATIONAL CASH	.00	.00	.00	.00
CASH-OTHER	.00	.00	.00	.00
TIME DEPOSIT ON ACCOUNT	9,100.71	.00	.00	9,100.71
MBIA MUNICIPAL INVESTORS SERV	.00	.00	.00	.00
FUND TOTALS	11,870.13	6,802.79	.00	18,672.92

2018 016 DA FORFEITURE FUND				
CASH	.00	.00	.00	.00
D. A. ESCROW/BART ROGERS	3,096.36	.00	.00	3,096.36
D. A. ESCROW/HURST-LANE	1,815.37	.00	.00	1,815.37
D. A. ESCROW/CALE	1,167.66	.00	.00	1,167.66
D. A. ESCROW/HALL	301.48	.00	.00	301.48
D. A. ESCROW/RANDALL MOORE	801.38	.00	.00	801.38
D. A. ESCROW/DENNIS KINCAID	1,869.91	.00	.00	1,869.91
D. A. ESCROW/DALTON KING	2,466.27	.00	.00	2,466.27
D. A. ESCROW/TONY KHAMPA	6,164.78	.00	.00	6,164.78
D. A. ESCROW/STANLEY CRAVEN	1,016.66	.00	.00	1,016.66
D. A. ESCROW/JUAN RICARDO	5,073.19	.00	.00	5,073.19
D. A. ESCROW/CULPEPPER	2,812.23	.00	.00	2,812.23

ACCOUNT NAME	BEGINNING CASH BALANCE	CASH RECEIPTS	CASH DISBURSEMENTS	ENDING CASH BALANCE
D. A. ESCROW/JOHN H TUCKER	5,017.03	.00	.00	5,017.03
D. A. ESCROW/BOWERS	1,157.45	.00	.00	1,157.45
D. A. ESCROW/BILLINGTON	4,279.37	.00	.00	4,279.37
D. A. ESCROW/	.00	.00	.00	.00
D. A. ESCROW/	.00	.00	.00	.00
D. A. ESCROW/	.00	.00	.00	.00
D. A. ESCROW/	.00	.00	.00	.00
D. A. ESCROW/CALVERT WILSON	2,314.35	.00	.00	2,314.35
D. A. ESCROW/WALTER MAYS	353.81	.00	.00	353.81
D. A. ESCROW/	.00	.00	.00	.00
D. A. ESCROW/GONZALES	4,026.06	.00	.00	4,026.06
D. A. ESCROW/JASMINE GONZALEZ	638.55	.00	.00	638.55
D. A. ESCROW/TAVARCHIE HARDING	779.33	.00	.00	779.33
D. A. ESCROW/MICHAEL WOOD	.00	.00	.00	.00
TIME DEPOSIT ON ACCOUNT	.00	.00	.00	.00
MBIA MUNICIPAL INVESTORS SERV	.00	.00	.00	.00
FUND TOTALS	139,736.34	.00	.00	139,736.34

2018 017 BUILDING SECURITY FUND				
CASH	2,693.47	4,216.28	5,455.76	1,453.99
TIME DEPOSIT ON ACCOUNT	.00	.00	.00	.00
MBIA MUNICIPAL INVESTORS SERV	.00	.00	.00	.00
FUND TOTALS	2,693.47	4,216.28	5,455.76	1,453.99

2018 018 JUSTICE COURT BLDG SECURITY				
CASH	9,792.20	198.03	57.00	9,933.23
TIME DEPOSIT ON ACCOUNT	.00	.00	.00	.00
FUND TOTALS	9,792.20	198.03	57.00	9,933.23

2018 019 DA FORFEITURE FUND				
CASH	.00	.00	.00	.00
D. A. ESCROW/	.00	.00	.00	.00
D. A. ESCROW/	.00	.00	.00	.00
D. A. ESCROW/	.00	.00	.00	.00
D. A. ESCROW/	.00	.00	.00	.00
D. A. ESCROW/	.00	.00	.00	.00
D. A. ESCROW/	.00	.00	.00	.00
D. A. ESCROW/	.00	.00	.00	.00
D. A. ESCROW/	.00	.00	.00	.00
D. A. ESCROW/	.00	.00	.00	.00
D. A. ESCROW/	.00	.00	.00	.00
D. A. ESCROW/	.00	.00	.00	.00
D. A. ESCROW/BECKY SNELL	986.02	.00	.00	986.02
D. A. ESCROW/APOLONIO CAZAREZ	1,159.87	.00	.00	1,159.87
D. A. ESCROW/MARIE WALL	6,472.59	.00	.00	6,472.59
D. A. ESCROW/RICHARD SMITTY	2,943.47	.00	.00	2,943.47
D. A. ESCROW/	.00	.00	.00	.00
D. A. ESCROW/	.00	.00	.00	.00
D. A. ESCROW/	.00	.00	.00	.00
D. A. ESCROW/	.00	.00	.00	.00

ACCOUNT NAME	BEGINNING CASH BALANCE	CASH RECEIPTS	CASH DISBURSEMENTS	ENDING CASH BALANCE
2018 021 ROAD & BRIDGE - PCT. 1				
CASH	221,086.19	380,270.94	442,790.44	158,566.69
TIME DEPOSIT ON ACCOUNT	205.25	400,000.00	.00	400,205.25
MBIA MUNICIPAL INVESTORS SERV	3.42	.00	.00	3.42
FUND TOTALS	221,294.86	780,270.94	442,790.44	558,775.36
2018 022 ROAD & BRIDGE - PCT. 2				
CASH	252,400.09	300,154.08	433,405.68	119,148.49
TIME DEPOSIT ON ACCOUNT	89.10	300,000.00	.00	300,089.10
MBIA MUNICIPAL INVESTORS SERV	503,363.98	599.95	.00	503,963.93
FUND TOTALS	755,853.17	600,754.03	433,405.68	923,201.52
2018 023 ROAD & BRIDGE - PCT. 3				
CASH	267,074.76	281,390.36	415,475.21	132,989.91
TIME DEPOSIT ON ACCOUNT	679.29	350,000.00	.00	350,679.29
MBIA MUNICIPAL INVESTORS SERV	.65	.00	.00	.65
FUND TOTALS	267,754.70	631,390.36	415,475.21	483,669.85
2018 024 ROAD & BRIDGE - PCT. 4				
CASH	54,000.06	513,826.93	366,180.26	201,646.73
TIME DEPOSIT ON ACCOUNT	136.52	150,000.00	.00	150,136.52
MBIA MUNICIPAL INVESTORS SERV	347.33	.41	.00	347.74
FUND TOTALS	54,483.91	663,827.34	366,180.26	352,130.99
2018 026 ROAD & BRIDGE - GEN				
CASH	30,429.88	.00	2,959.85	27,470.03
TIME DEPOSIT ON ACCOUNT	.00	.00	.00	.00
MBIA MUNICIPAL INVESTORS SERV	.00	.00	.00	.00
FUND TOTALS	30,429.88	.00	2,959.85	27,470.03
2018 031 COUNTY ROAD FUND - PCT. 1				
CASH	.00	.00	.00	.00
TIME DEPOSIT ON ACCOUNT	.00	.00	.00	.00
MBIA MUNICIPAL INVESTORS SERV	.00	.00	.00	.00
FUND TOTALS	.00	.00	.00	.00
2018 032 COUNTY ROAD FUND - PCT. 2				
CASH	434.00	.00	.00	434.00
TIME DEPOSIT ON ACCOUNT	.00	.00	.00	.00
MBIA MUNICIPAL INVESTORS SERV	.00	.00	.00	.00
FUND TOTALS	434.00	.00	.00	434.00
2018 033 COUNTY ROAD FUND - PCT. 3				
CASH	.00	.00	.00	.00

ACCOUNT NAME	BEGINNING CASH BALANCE	CASH RECEIPTS	CASH DISBURSEMENTS	ENDING CASH BALANCE
2018 034 COUNTY ROAD FUND - PCT. 4				
CASH	.00	.00	.00	.00
TIME DEPOSIT ON ACCOUNT	.00	.00	.00	.00
MBIA MUNICIPAL INVESTORS SERV	.00	.00	.00	.00
FUND TOTALS	.00	.00	.00	.00
2018 035 VICTIM COORDINATOR GRANT				
CASH	5,355.69	1,260.34	4,324.00	8,419.35
TIME DEPOSIT ON ACCOUNT	.00	.00	.00	.00
MBIA MUNICIPAL INVESTORS SERV	.00	.00	.00	.00
FUND TOTALS	5,355.69	1,260.34	4,324.00	8,419.35
2018 036 DA FORFEITURE FUND II				
CASH	4,128.65	9,628.44	4,459.52	1,040.27
TIME DEPOSIT ON ACCOUNT	58,308.84	.00	.00	58,308.84
MBIA MUNICIPAL INVESTORS SERV	.00	.00	.00	.00
FUND TOTALS	54,180.19	9,628.44	4,459.52	59,349.11
2018 037 CONSTABLE PCT #4 SEIZURE				
CASH	760.89	.00	.00	760.89
TIME DEPOSIT ON ACCOUNT	5,614.85	.00	.00	5,614.85
MBIA MUNICIPAL INVESTORS SERV	.00	.00	.00	.00
FUND TOTALS	6,375.74	.00	.00	6,375.74
2018 040 COUNTY LAW LIBRARY FUND				
CASH	1,039.93	2,490.00	2,614.98	914.95
TIME DEPOSIT ON ACCOUNT	49,211.05	.00	.00	49,211.05
MBIA MUNICIPAL INVESTORS SERV	.00	.00	.00	.00
FUND TOTALS	50,250.98	2,490.00	2,614.98	50,126.00
2018 042 COUNTY FREE LIBRARY				
CASH	36,834.41	10,496.27	9,637.85	37,692.83
TIME DEPOSIT ON ACCOUNT	.00	.00	.00	.00
MBIA MUNICIPAL INVESTORS SERV	.00	.00	.00	.00
FUND TOTALS	36,834.41	10,496.27	9,637.85	37,692.83
2018 043 COMMUNITY LIBRARY CONTRIBUTION				
CASH	441.10	.00	.00	441.10
TIME DEPOSIT ON ACCOUNT	.00	.00	.00	.00
MBIA MUNICIPAL INVESTORS SERV	.00	.00	.00	.00
FUND TOTALS	441.10	.00	.00	441.10
2018 047 DIGITIZE RECORDS				
CASH	14,338.80	420.00	.00	14,758.80
TIME DEPOSIT ON ACCOUNT	49,588.13	.00	.00	49,588.13
MBIA	.00	.00	.00	.00
FUND TOTALS	63,926.93	420.00	.00	64,346.93
2018 048 SUPPLEMENTAL GUARDIANSHIP				
CASH	16,653.28	220.00	.00	16,873.28
TEXPOOL	11,129.27	.00	.00	11,129.27
FUND TOTALS	27,782.55	220.00	.00	28,002.55
2018 049 COUNTY CHILD ABUSE PREVENTION				
CASH	5,741.26	169.06	.00	5,910.32

ACCOUNT NAME	BEGINNING CASH BALANCE	CASH RECEIPTS	CASH DISBURSEMENTS	ENDING CASH BALANCE
2018 050 COURT RELATED PROGRAMS				
CASH	6,817.53	.00	.00	6,817.53
TIME DEPOSIT ON ACCOUNT	9,103.71	.00	.00	9,103.71
MBIA MUNICIPAL INVESTORS SERV	.00	.00	.00	.00
FUND TOTALS	15,921.24	.00	.00	15,921.24
2018 052 COUNTY & DISTRICT TECH FUND				
CASH	7,209.56	130.11	.00	7,339.67
TIME DEPOSIT ON ACCOUNT	.00	.00	.00	.00
MBIA	.00	.00	.00	.00
FUND TOTALS	7,209.56	130.11	.00	7,339.67
2018 053 CAPITALCREDITSECONOMICDEVELOP				
CASH	55,617.40	.00	50,000.00	5,617.40
TIME DEPOSIT ON ACCOUNT	181,673.15	50,000.00	.00	231,673.15
FUND TOTALS	237,290.55	50,000.00	50,000.00	237,290.55
2018 054 COMBINEDCOURTTECHNOLOGYFUND				
CASH	1,600.11	535.00	.00	2,135.11
TIME DEPOSIT ON ACCOUNT	18,278.82	.00	.00	18,278.82
MBIA MUNICIPAL INVESTORS SERV	.00	.00	.00	.00
FUND TOTALS	19,878.93	535.00	.00	20,413.93
2018 055 CHAPTER 19				
CASH	15.96	.00	.00	15.96
TIME DEPOSIT ON ACCOUNT	.00	.00	.00	.00
MBIA	.00	.00	.00	.00
FUND TOTALS	15.96	.00	.00	15.96
2018 056 COUNTY RECORDS FUND				
CASH	35,292.00	1,393.75	25,000.00	11,685.75
TIME DEPOSIT ON ACCOUNT	68,151.62	25,000.00	.00	93,151.62
MBIA MUNICIPAL INVESTORS SERV	.00	.00	.00	.00
FUND TOTALS	103,443.62	26,393.75	25,000.00	104,837.37
2018 057 COUNTY CLERK RECORDS FUND				
CASH	36,564.46	10,367.83	31,534.00	15,398.29
TIME DEPOSIT ON ACCOUNT	83,318.69	25,000.00	.00	108,318.69
MBIA MUNICIPAL INVESTORS SERV	.00	.00	.00	.00
FUND TOTALS	119,883.15	35,367.83	31,534.00	123,716.98
2018 058 DISTRICT CLERK RECORDS FUND				
CASH	9,119.25	331.53	778.00	8,672.78
TIME DEPOSIT ON ACCOUNT	25,412.06	.00	.00	25,412.06
FUND TOTALS	34,531.31	331.53	778.00	34,084.84
2018 059 COUNTY CLERK ARCHIVE				
CASH	272,825.60	9,044.00	.00	281,869.60
TIME DEPOSIT ON ACCOUNT	128,376.86	.00	.00	128,376.86
FUND TOTALS	401,202.46	9,044.00	.00	410,246.46
2018 060 CAPTIAL PROJECT W P ANNEX				
CASH	.00	.00	.00	.00
TIME DEPOSIT ON ACCOUNT	.00	.00	.00	.00

ACCOUNT NAME	BEGINNING CASH BALANCE	CASH RECEIPTS	CASH DISBURSEMENTS	ENDING CASH BALANCE
2018 061 CAPITAL PROJECT ROADS PCT NO 1				
CASH	171.63	.00	.00	171.63
TIME DEPOSIT ON ACCOUNT	.00	.00	.00	.00
MBIA MUNICIPAL INVESTOR SERVIC	.00	.00	.00	.00
FUND TOTALS	171.63	.00	.00	171.63
2018 062 CAPITAL PROJECT ROADS PCT NO 2				
CASH	.00	.00	.00	.00
TIME DEPOSIT ON ACCOUNT	.00	.00	.00	.00
MBIA MUNICIPAL INVESTORS SER	.00	.00	.00	.00
FUND TOTALS	.00	.00	.00	.00
2018 063 CAPITAL PROJECT ROADS PCT NO 3				
CASH	.00	.00	.00	.00
TIME DEPOSIT ON ACCOUNT	.00	.00	.00	.00
MBIA MUNICIPAL INVESTORS SERV	.00	.00	.00	.00
FUND TOTALS	.00	.00	.00	.00
2018 064 CAPITAL PROJECT ROADS PCT NO 4				
CASH	.00	.00	.00	.00
TIME DEPOSIT ON ACCOUNT	.00	.00	.00	.00
MBIA MUNICIPAL INVESTORS SERV	.00	.00	.00	.00
FUND TOTALS	.00	.00	.00	.00
2018 070 PERMANENT IMPROVEMENT FUND				
CASH	.00	.00	.00	.00
TIME DEPOSIT ON ACCOUNT	.00	.00	.00	.00
MBIA MUNICIPAL INVESTORS SERV	.00	.00	.00	.00
FUND TOTALS	.00	.00	.00	.00
2018 075 RIGHT-OF-WAY FUND				
CASH	118.09	.00	.00	118.09
TIME DEPOSIT ON ACCOUNT	.00	.00	.00	.00
MBIA MUNICIPAL INVESTORS SERV	.00	.00	.00	.00
FUND TOTALS	118.09	.00	.00	118.09
2018 084 TAX ANTICIPATION NOTES				
CASH	24.23	.00	.00	24.23
TIME DEPOSIT ON ACCOUNT	.00	.00	.00	.00
MBIA	.00	.00	.00	.00
FUND TOTALS	24.23	.00	.00	24.23
2018 085 DEBT SERVICE FUND				
CASH	28,549.30	162,271.14	.00	190,820.44
TIME DEPOSIT ON ACCOUNT	189,321.26	.00	.00	189,321.26
MBIA MUNICIPAL INVESTORS SERV	248,690.11	296.41	.00	248,986.52
FUND TOTALS	466,560.67	162,567.55	.00	629,128.22
2018 087 VZC INDIGENT HEALTH PROGRAM				
CASH	108,043.40	17,500.00	112,406.95	13,136.45
TIME DEPOSIT ON ACCOUNT	.00	100,000.00	.00	100,000.00
MBIA MUNICIPAL INVESTORS SERV	.00	.00	.00	.00
FUND TOTALS	108,043.40	117,500.00	112,406.95	113,136.45
2018 088 SOIL CONSERVATION DIST FUND				
CASH	2,742.01	250.00	.00	2,992.01

ACCOUNT NAME	BEGINNING CASH BALANCE	CASH RECEIPTS	CASH DISBURSEMENTS	ENDING CASH BALANCE
2018 090 APPELLATE JUSTICE SYSTEM FUND				
CASH	830.35	320.00	.00	1,150.35
TIME DEPOSIT ON ACCOUNT	.00	.00	.00	.00
MBIA MUNICIPAL INVESTORS SERV	.00	.00	.00	.00
FUND TOTALS	830.35	320.00	.00	1,150.35
2018 095 PAYROLL CLEARING ACCOUNT.				
CASH	193,660.58	.00	.00	193,660.58
MBIA MUNICIPAL INVESTORS SERV	.00	.00	.00	.00
FUND TOTALS	193,660.58	.00	.00	193,660.58
2018 096 GEN FIXED ASSETS ACCOUNT GRP				
MBIA MUNICIPAL INVESTORS SERV	.00	.00	.00	.00
FUND TOTALS	.00	.00	.00	.00
2018 097 LONG TERM DEBT GROUP				
MBIA MUNICIPAL INVESTORS SERV	.00	.00	.00	.00
FUND TOTALS	.00	.00	.00	.00
2018 130 911 RURAL ADDRESSING PROJECT				
CASH	.00	.00	.00	.00
TIME DEPOSIT ON ACCOUNT	.00	.00	.00	.00
MBIA MUNICIPAL INVESTORS SERV	.00	.00	.00	.00
OTHER CASH - 916055 B OF VZ	.00	.00	.00	.00
FUND TOTALS	.00	.00	.00	.00
2018 131 VAN ZANDT COUNTY JAIL				
CASH	137,729.30	191,829.67	267,723.70	61,835.27
MEDICARE PAYABLE	.00	.00	.00	.00
VOUCHERS PAYABLE	.00	.00	.00	.00
TIME DEPOSIT ON ACCOUNT	.00	150,000.00	.00	150,000.00
MBIA MUNICIPAL INVESTORS SERV	.00	.00	.00	.00
FUND TOTALS	137,729.30	341,829.67	267,723.70	211,835.27
2018 132 VAN ZANDT COUNTY SHERIFF DEPT				
CASH	25,309.97	795,360.56	781,180.02	39,490.51
TIME DEPOSIT ON ACCOUNT	.00	510,000.00	.00	510,000.00
MBIA MUNICIPAL INVESTORS SERV	.00	.00	.00	.00
FUND TOTALS	25,309.97	1,305,360.56	781,180.02	549,490.51
2018 135 CAPITAL MURDER				
CASH	.00	.00	.00	.00
TEXPOOL	.00	.00	.00	.00
FUND TOTALS	.00	.00	.00	.00
2018 136 HOMELAND SECURITY GRANT				
CASH	1,990.01	.00	.00	1,990.01
TIME DEPOSIT ON ACCOUNT	.00	.00	.00	.00
FUND TOTALS	1,990.01	.00	.00	1,990.01
2018 137 LAW ENFORCEMENT BLOCK 2001				
CASH	.00	.00	.00	.00
TIME DEPOSIT ON ACCOUNT	.00	.00	.00	.00

ACCOUNT NAME	BEGINNING CASH BALANCE	CASH RECEIPTS	CASH DISBURSEMENTS	ENDING CASH BALANCE
2018 138 LAW ENFORCEMENT BLOCK 2003				
MBIA MUNICIPAL INVESTORS SERV	.00	.00	.00	.00
FUND TOTALS	.00	.00	.00	.00
CASH	.00	.00	.00	.00
TIME DEPOSIT ON ACCOUNT	.00	.00	.00	.00
MBIA MUNICIPAL INVESTORS SERV	.00	.00	.00	.00
FUND TOTALS	.00	.00	.00	.00
2018 139 HOMELAND SECURITY GRANT P25 CO				
CASH	2,293.00	.00	.00	2,293.00
TIME DEPOSIT ON ACCOUNT	.00	.00	.00	.00
MBIA MUNICIPAL INVESTORS SERV	.00	.00	.00	.00
FUND TOTALS	2,293.00	.00	.00	2,293.00
2018 140 MOBILE VIDEO REPLACEMENT GRANT				
CASH	.00	.00	.00	.00
TDOA	.00	.00	.00	.00
FUND TOTALS	.00	.00	.00	.00
2018 141 BULLET PROOF VEST GRANT				
CASH	5,430.50	.00	.00	5,430.50
TIME DEPOSIT ON ACCOUNT	.00	.00	.00	.00
MBIA MUNICIPAL INVESTORS SERV	.00	.00	.00	.00
FUND TOTALS	5,430.50	.00	.00	5,430.50
2018 142 BURN JAG GRANT				
CASH	.00	.00	.00	.00
TIME DEPOSIT ON ACCOUNT	.00	.00	.00	.00
FUND TOTALS	.00	.00	.00	.00
2018 143 BYRNE JAG LOCAL GRANT				
CASH	.00	.00	.00	.00
TIME DEPOSIT ON ACCOUNT	.00	.00	.00	.00
FUND TOTALS	.00	.00	.00	.00
2018 145 SOLID WASTE GRANT				
CASH	203.03	.00	.00	203.03
TIME DEPOSIT ON ACCOUNT	.00	.00	.00	.00
FUND TOTALS	203.03	.00	.00	203.03
2018 147 MOBILE VIDEO REPLACEMENT GRANT				
CASH	.00	.00	.00	.00
TDOA	.00	.00	.00	.00
FUND TOTALS	.00	.00	.00	.00
2018 261 CAPITAL PROJECT ROADS PCT NO 1				
CASH	7.84	.00	.00	7.84
TIME DEPOSIT ON ACCOUNT	.00	.00	.00	.00
FUND TOTALS	7.84	.00	.00	7.84
2018 262 CAPITAL PROJECT ROADS PCT NO 2				
CASH	1.34	.00	.00	1.34
TIME DEPOSIT ON ACCOUNT	.00	.00	.00	.00
FUND TOTALS	1.34	.00	.00	1.34
2018 263 CAPITAL PROJECT PCT 3				
CASH	.00	.00	.00	.00

ACCOUNT NAME	BEGINNING CASH BALANCE	CASH RECEIPTS	CASH DISBURSEMENTS	ENDING CASH BALANCE
2018 264 CAPITAL PROJECT PCT 4				
CASH	.00	.00	.00	.00
TIME DEPOSIT ON ACCOUNT	.00	.00	.00	.00
FUND TOTALS	.00	.00	.00	.00
2018 400 FRUITVALE 2011 TXCDBG 710056				
CASH	.00	.00	.00	.00
WATER GRANT CASH	.00	.00	.00	.00
FUND TOTALS	.00	.00	.00	.00
2018 401 BENWHEELERWSC 71348911131115				
FUND TOTALS	.00	.00	.00	.00
2018 402 LITTLEHOPEMOOREWSC713026081315				
FUND TOTALS	.00	.00	.00	.00
2018 540 PRETRIAL SUPERVISION				
CASH	49,649.54	2,515.00	4,541.27	47,623.27
TDOA	101,072.98	.00	.00	101,072.98
FUND TOTALS	150,722.52	2,515.00	4,541.27	148,696.25
2018 541 COMMUNITY SUP & CORRECTIONS				
CASH	85,801.16	104,694.41	73,192.62	117,302.95
PETTY CASH	100.00	.00	.00	100.00
TIME DEPOSIT ON ACCOUNT	261,317.80	.00	.00	261,317.80
MBIA MUNICIPAL INVESTORS SERV	.00	.00	.00	.00
FUND TOTALS	347,218.96	104,694.41	73,192.62	378,720.75
2018 542 ADULT PROBATION CIVIL				
CASH	70,999.06	1,075.00	1,183.26	70,890.80
TDOA	274,928.18	.00	.00	274,928.18
MBIA	.00	.00	.00	.00
FUND TOTALS	345,927.24	1,075.00	1,183.26	345,818.98
2018 543 HIGH RISK SUBSTANCE ABUSE -CCP				
CASH	7,468.96	22,449.00	15,844.52	864.48
TIME DEPOSIT ON ACCOUNT	.00	.00	.00	.00
MBIA MUNICIPAL INVESTORS SERV	.00	.00	.00	.00
FUND TOTALS	7,468.96	22,449.00	15,844.52	864.48
2018 544 HIGH RISK SEX OFFENDER -CCP				
CASH	1,359.74	26,664.00	17,788.15	10,235.59
TIME DEPOSIT ON ACCOUNT	.00	.00	.00	.00
MBIA MUNICIPAL INVESTORS SERV	.00	.00	.00	.00
FUND TOTALS	1,359.74	26,664.00	17,788.15	10,235.59
2018 545 GRANT C COMMIT REDUCTION PROG				
CASH	5,428.24	4,834.00	4,404.19	5,858.05
FUND TOTALS	5,428.24	4,834.00	4,404.19	5,858.05
2018 546 JUVENILE PROBATION FUND				
CASH	234,202.69	45,897.81	45,099.72	233,404.60
TIME DEPOSIT ON ACCOUNT	.00	.00	.00	.00
MBIA MUNICIPAL INVESTORS SERV	.00	.00	.00	.00
FUND TOTALS	234,202.69	45,897.81	45,099.72	233,404.60

ACCOUNT NAME FUND TOTALS	BEGINNING CASH BALANCE	CASH RECEIPTS	CASH DISBURSEMENTS	ENDING CASH BALANCE
2018 547 VZCJPD STATE AID GRANT CASH TIME DEPOSIT ON ACCOUNT MBIA MUNICIPAL INVESTORS SERV FUND TOTALS	40,221.08 .00 .00 .00	26,750.00 .00 .00	20,960.14 .00 .00	46,010.94 .00 .00
2018 548 VZCJPD PROGRESSIVE SANCTIONS CASH TIME DEPOSIT ON ACCOUNT MBIA MUNICIPAL INVESTORS SERV FUND TOTALS	.00 .00 .00	.00 .00 .00	.00 .00 .00	.00 .00 .00
2018 549 VZCJPD - GRANT N CASH TIME DEPOSIT ON ACCOUNT MBIA MUNICIPAL INVESTORS SERV FUND TOTALS	17,159.69 .00 .00	7,986.00 .00 .00	8,146.25 .00 .00	16,999.44 .00 .00
2018 550 D A SUPPLEMENTAL FUND CASH TIME DEPOSIT ON ACCOUNT MBIA MUNICIPAL INVESTORS SERV FUND TOTALS	7,093.86 4,585.97 .00	.00 .00 .00	2,153.04 .00 .00	4,940.82 4,585.97 .00
2018 551 VOICES - JUV CJD GRANT VOICES - CJD JUV GRANT TIME DEPOSIT ON ACCOUNT FUND TOTALS	9,421.96 .00 .00	.00 .00 .00	1,435.70 .00 .00	10,857.66 .00 .00
2018 552 ETCOG RESIDENTIAL CASH FUND TOTALS	1,676.57 1,676.57	.00 .00	.00 .00	1,676.57 1,676.57
2018 553 V - JUV PROB POST FUND CASH TIME DEPOSIT ON ACCOUNT MBIA MUNICIPAL INVESTORS SERV FUND TOTALS	.00 .00 .00	.00 .00 .00	.00 .00 .00	.00 .00 .00
2018 554 GRANT L SECURE FELONY REIMB GRANT L SECURE FELONY REIMB TIME DEPOSIT ON ACCOUNT FUND TOTALS	665.00 .00 .00	.00 .00 .00	.00 .00 .00	665.00 .00 .00
2018 555 JUVENILE PROBATION INTEREST CASH TIME DEPOSIT ON ACCOUNT MBIA MUNICIPAL INVESTORS SERV FUND TOTALS	32.77 23,406.87 .00	.94 .00 .00	.00 .00 .00	33.71 23,406.87 .00
2018 556 GRANT H-DIVERSION RESIDENTIAL CASH FUND TOTALS	.00 .00	.00 .00	.00 .00	.00 .00
2018 557 GRANT I CASH	.00	.00	.00	.00

ACCOUNT NAME FUND TOTALS	BEGINNING CASH BALANCE	CASH RECEIPTS	CASH DISBURSEMENTS	ENDING CASH BALANCE
2018 558 GRANT S CASH FUND TOTALS	12,513.46 12,513.46	4,273.00 4,273.00	4,465.10 4,465.10	12,321.36 12,321.36
2018 559 MENTAL IMPAIRMENT CASELOAD CASH TIME DEPOSIT ON ACCOUNT MBIA MUNICIPAL INVESTORS SERV FUND TOTALS	13,896.43 .00 .00 13,896.43	17,236.00 .00 .00 17,236.00	14,163.89 .00 .00 14,163.89	10,824.32 .00 .00 10,824.32
2018 560 SALARY ADJUSTMENT FOR JUV PROB CASH TIME DEPOSIT ON ACCOUNT MBIA MUNICIPAL INVESTORS SERV FUND TOTALS	1.33 .00 .00 1.33	.00 .00 .00 .00	.00 .00 .00 .00	1.33 .00 .00 1.33
2018 562 TITLE IV-E FEDERAL FOSTER CARE CASH TIME DEPOSIT ON ACCOUNT MBIA MUNICIPAL INVESTORS SERV FUND TOTALS	.00 .00 .00 .00	.00 .00 .00 .00	.00 .00 .00 .00	.00 .00 .00 .00
2018 563 FRUITVALE WATER TDHCA 720076 FRUITVALE WATER SUPPLY MBIA MUNICIPAL INVESTORS SERV FUND TOTALS	.00 .00 .00 .00	.00 .00 .00 .00	.00 .00 .00 .00	.00 .00 .00 .00
2018 564 ICB CASH FUND TOTALS	.00 .00 .00	.00 .00 .00	.00 .00 .00	.00 .00 .00
2018 565 INDIGENT DEFENSE GRANT CASH TIME DEPOSIT ON ACCOUNT FUND TOTALS	5,236.88 306.53 5,543.41	.00 .00 .00	2,839.24 .00 2,839.24	2,397.64 306.53 2,704.17
2018 567 ABATEMENT OFFICER CASH TDOA FUND TOTALS	95,446.56 .00 95,446.56	14,035.00 .00 14,035.00	8,040.54 .00 8,040.54	101,441.02 .00 101,441.02
2018 568 TECHNOLOGY RESOURCES CASH TIME DEPOSIT ON ACCOUNT FUND TOTALS	1.50 1.50	.00 .00 .00	.00 .00 .00	1.50 .00 1.50
2018 569 HAVA ELECTION GRANT CASH FUND TOTALS	9,653.03 9,653.03	.00 .00 .00	.00 .00 .00	9,653.03 9,653.03
2018 570 GOLDEN WATER SUPPLY CORP GOLDEN WATER TDHCA 726216 MBIA MUNICIPAL INVESTORS SERVI FUND TOTALS	.00 .00 .00	.00 .00 .00	.00 .00 .00	.00 .00 .00
2018 580 D.A. CHECK COLLECTION FUND CASH	6,712.48	97.28	373.26	6,436.50

ACCOUNT NAME	BEGINNING CASH BALANCE	CASH RECEIPTS	CASH DISBURSEMENTS	ENDING CASH BALANCE
2018 591 TIME DEPOSIT ON ACCOUNT MBIA MUNICIPAL INVESTORS SERV FUND TOTALS	16,903.05	97.28	373.26-	16,627.07
2018 591 CONSTABLE #1 TLEOSE FUND CASH CASH - CITIZENS NATIONAL TDOA MBIA MUNICIPAL INVESTORS SERV FUND TOTALS	1,211.46	.00	.00	1,211.46
2018 592 CONSTABLE #2 TLEOSE FUND CASH CASH OTHER MBIA MUNICIPAL INVESTORS SERV FUND TOTALS	506.94	.00	.00	506.94
2018 593 CONSTABLE #3 TLEOSE FUND CASH CASH OTHER - ANB/CANTON MBIA MUNICIPAL INVESTORS SERV FUND TOTALS	1,790.75	.00	.00	1,790.75
2018 594 CONSTABLE #4 TLEOSE FUND CASH TIME DEPOSIT ON ACCOUNT MBIA MUNICIPAL INVESTORS SERV FUND TOTALS	3,612.84	.00	.00	3,612.84
2018 595 SHERIFF TLEOSE FUND CASH MBIA MUNICIPAL INVESTORS SESRV FUND TOTALS	9,990.97	.00	990.00-	9,000.97
2018 596 DA TLEOSE FUND CASH MBIA MUNICIPAL INVESTORS SERV FUND TOTALS	941.88	.00	.00	941.88
2018 597 VZC COMMISSARY PERSONNEL FUND CASH MBIA MUNICIPAL INVESTORS SERV FUND TOTALS	2.41-	.00	.00	2.41-
2018 598 SHERIFF - CANINE DRUG ACCOUNT CASH CASH EW FNB 5058 MBIA MUNICIPAL INVESTORS SERV FUND TOTALS	.00	.00	.00	.00
2018 600 JUSTICE COURT TECHNOLOGY FUND CASH TIME DEPOSIT ON ACCOUNT MBIA MUNICIPAL INVESTORS SERV FUND TOTALS	38,081.13	812.42	.00	38,893.55
2018 601 VZC COURTHOUSE BEAUTIFICATION CASH	.00	.00	.00	.00

ACCOUNT NAME	BEGINNING CASH BALANCE	CASH RECEIPTS	CASH DISBURSEMENTS	ENDING CASH BALANCE
FUND TOTALS	<u>.00</u>	<u>.00</u>	<u>.00</u>	<u>.00</u>
2018 602 CHILD ADVOCACY				
HISTORICAL COMMISSION CASH	9.08	.00	.00	9.08
MBIA MUNICIPAL INVESTORS SERV	.00	.00	.00	.00
FUND TOTALS	<u>9.08</u>	<u>.00</u>	<u>.00</u>	<u>9.08</u>
2018 800 CONTRIBUTION RELIEF FUND				
CASH	.00	.00	.00	.00
TIME DEPOSIT ON ACCOUNT	16,082.93	.00	.00	16,082.93
FUND TOTALS	<u>16,082.93</u>	<u>.00</u>	<u>.00</u>	<u>16,082.93</u>
2018 801 HURRICANE RITA - ASSISTANCE				
CASH	.00	.00	.00	.00
TIME DEPOSIT ON ACCOUNT	.00	.00	.00	.00
FUND TOTALS	<u>.00</u>	<u>.00</u>	<u>.00</u>	<u>.00</u>
2018 802 VETERAN'S MEMORIAL WALL FUND				
CASH	.55	.00	.00	.55
TIME DEPOSIT ON ACCOUNT	.00	.00	.00	.00
FUND TOTALS	<u>.55</u>	<u>.00</u>	<u>.00</u>	<u>.55</u>
2018 803 HISTORICAL COMMISSION				
HISTORICAL COMMISSION CASH	10,195.12	.00	.00	10,195.12
TIME DEPOSIT ON ACCOUNT	.16	.00	.00	.16
FUND TOTALS	<u>10,195.28</u>	<u>.00</u>	<u>.00</u>	<u>10,195.28</u>
2018 804 VAN TORNADO-ASSISTANCE				
CASH	43,988.27	166,581.01	166,581.01	43,988.27
VAN TORNADO-ASSISTANCE-CASH	.00	.00	.00	.00
VTASST-TIME DEPOSITION ACCOUNT	.00	.00	.00	.00
FUND TOTALS	<u>43,988.27</u>	<u>166,581.01</u>	<u>166,581.01</u>	<u>43,988.27</u>
2018 805 FEMA - DEC 2015 STORM				
CASH	470.66	.00	.00	470.66
TIME DEPOSIT ON ACCOUNT	.00	.00	.00	.00
FUND TOTALS	<u>470.66</u>	<u>.00</u>	<u>.00</u>	<u>470.66</u>
2018 806 FEMA APRIL 2016 STORM				
CASH	.00	285,635.94	285,635.94	.00
TIME DEPOSIT ON ACCOUNT	.00	.00	.00	.00
FUND TOTALS	<u>.00</u>	<u>285,635.94</u>	<u>285,635.94</u>	<u>.00</u>
GRAND TOTALS	<u>3,617,446.57</u>	<u>8,562,942.87</u>	<u>5,357,478.48</u>	<u>6,822,910.96</u>

ACCOUNT NUMBER	ACCOUNT NAME	DATE	AMDMT NUMBER	OLD BUDGET AMOUNT	BUDGET AMOUNT	AMOUNT OF CHANGE	DESCRIPTION	CLK
2018 010-371-100	OTHER MISC. REVENU	01/10/2018	180025	24,000.00	24,437.50	437.50	PROVIDE FUNDS FOR HEALTHY C	SH
			TOTAL AMENDMENTS	1	TOTAL CHANGES	437.50		
2018 010-400-483	BONDING EXPENDITURES - COUNTY JUDGE	11/30/2017	180018	.00	296.92	296.92	TO COVER EXPENSES	KE
			TOTAL AMENDMENTS	1	TOTAL CHANGES	296.92		
2018 010-402-495	MISCELLANEOUS EXPE	01/10/2018	180025	700.00	1,137.50	437.50	PROVIDE FUNDS FOR HEALTHY C	SH
			TOTAL AMENDMENTS	1	TOTAL CHANGES	437.50		
2018 010-409-495	MISCELLANEOUS EXPENDITURES - HUMAN RESOURCE	11/30/2017	180018	1,000.00	406.16	593.84	TO COVER EXPENSES	KE
			TOTAL AMENDMENTS	1	TOTAL CHANGES	593.84		
2018 010-445-483	BONDING EXPENDITURES - COUNTY COURT AT	11/30/2017	180018	.00	296.92	296.92	TO COVER EXPENSES	KE
			TOTAL AMENDMENTS	1	TOTAL CHANGES	296.92		
2018 010-499-311	POSTAGE	12/14/2017	180021	8,000.00	7,000.00	1,000.00	LINE ITEM TRANSFER	SH
2018 010-499-428	TRAVEL	12/14/2017	180021	500.00	1,000.00	500.00	LINE ITEM TRANSFER	SH
2018 010-499-495	MISCELLANEOUS EXPENDITURES - TAX COLLECTOR	12/14/2017	180021	300.00	800.00	500.00	LINE ITEM TRANSFER	SH
			TOTAL AMENDMENTS	3	TOTAL CHANGES	.00		
2018 018-510-402	CONTRACT SERVICES EXPENDITURES - JUSTICE COURT	10/26/2017	180009	.00	2,000.00	2,000.00	INCREASE THE BUDGET	KE
			TOTAL AMENDMENTS	1	TOTAL CHANGES	2,000.00		
2018 021-390-804	TRN FROM VAN TORNA	12/14/2017	180024	.00	157,053.25	157,053.25	TRANSFER FUNDS FROM FEMA PC	SH
			TOTAL AMENDMENTS	1	TOTAL CHANGES	157,053.25		
2018 021-621-335	ROAD & BRIDGE MATE EXPENDITURES - R & B PCT.1	12/14/2017	180024	550,000.00	707,053.25	157,053.25	TRANSFER FUNDS FROM FEMA PC	SH
			TOTAL AMENDMENTS	1	TOTAL CHANGES	157,053.25		
2018 022-370-100	ROAD DAMAGE PAYMEN	11/16/2017	180014	.00	308,550.00	308,550.00	AMEND FY2018 BUDGET FOR ROA	KE
			TOTAL AMENDMENTS	1	TOTAL CHANGES	308,550.00		
2018 022-390-804	TRN FROM VAN TORNA	12/14/2017	180023	.00	2,406.51	2,406.51	TRANSFER FUNDS FROM FEMA FU	SH
			TOTAL AMENDMENTS	1	TOTAL CHANGES	2,406.51		
2018 022-622-335	ROAD & BRIDGE MATE	11/16/2017	180014	1,056,000.00	1,364,550.00	308,550.00	AMEND FY2018 BUDGET FOR ROA	KE
2018 022-622-335	ROAD & BRIDGE MATE	01/10/2018	180026	1,364,550.00	1,344,550.00	20,000.00	PROVIDE FUNDS FOR REPAIR ON	SH
2018 022-622-336	FEMA VAN TORNADO -	10/04/2017	180007	.00	113,750.22	113,750.22	INCREASE THE BUDGET	KE
2018 022-622-336	FEMA VAN TORNADO -	12/14/2017	180023	113,750.22	116,156.73	2,406.51	TRANSFER FUNDS FROM FEMA FU	SH
2018 022-622-337	FEMA DEC 2015 STOR	10/04/2017	180007	.00	83,610.67	83,610.67	INCREASE THE BUDGET	KE
2018 022-622-451	REPAIR & MAINT. -	01/10/2018	180026	20,000.00	40,000.00	20,000.00	PROVIDE FUNDS FOR REPAIR ON	SH
			TOTAL AMENDMENTS	6	TOTAL CHANGES	508,317.40		
2018 024-380-200	FINANCING ISSURANC	11/02/2017	180013	.00	109,088.00	109,088.00	INCREASE R&B PCT 4 FY 2018	FT
			TOTAL AMENDMENTS	1	TOTAL CHANGES	109,088.00		
2018 024-390-804	TRN FROM VAN TORNA	12/14/2017	180022	.00	7,121.25	7,121.25	TRANSFER FUNDS FROM FEMA FU	SH
2018 024-390-806	TRN FRM APR 2016 S	12/14/2017	180022	.00	285,635.94	285,635.94	TRANSFER FUNDS FROM FEMA FU	SH
			TOTAL AMENDMENTS	2	TOTAL CHANGES	292,757.19		
2018 024-624-335	ROAD & BRIDGE MATE	11/02/2017	180012	250,000.00	248,400.00	1,600.00	LINE ITEM TRANSFERS	FT
2018 024-624-335	ROAD & BRIDGE MATE	11/02/2017	180012	248,400.00	247,950.00	450.00	LINE ITEM TRANSFERS	FT
2018 024-624-336	FEMA VAN TORNADO -	12/14/2017	180022	48,800.00	55,921.25	7,121.25	TRANSFER FUNDS FROM FEMA FU	SH
2018 024-624-338	FEMA APR 2016 STOR	12/14/2017	180022	.00	285,635.94	285,635.94	TRANSFER FUNDS FROM FEMA FU	SH
2018 024-624-339	UNIFORMS	11/02/2017	180012	4,250.00	4,700.00	450.00	LINE ITEM TRANSFERS	FT

ACCOUNT NUMBER	ACCOUNT NAME	DATE	AMDMT NUMBER	OLD BUDGET AMOUNT	AMENDED BUDGET AMOUNT	AMOUNT OF CHANGE	DESCRIPTION	CLK
2018 024-624-483	BONDING	11/02/2017	180012	2,400.00	.00	2,400.00-	LINE ITEM TRANSFERS	FT
2018 024-624-495	MISCELLANEOUS EXPE	11/02/2017	180012	.00	4,000.00	4,000.00	LINE ITEM TRANSFERS	FT
2018 024-624-589	EQUIPMENT PAYMENTS	11/02/2017	180013	.00	22,825.00	22,825.00	INCREASE R&B PCT 4 FY 2018	FT
	EXPENDITURES - PCT.4	TOTAL AMENDMENTS		8	TOTAL CHANGES	315,582.19		
2018 056-409-495	MISCELLANEOUS EXPE	11/02/2017	180011	.00	3,100.00	3,100.00	INCREASE COUNTY RECORDS FND	FT
	EXPENDITURES - CTY RECORDS FND	TOTAL AMENDMENTS		1	TOTAL CHANGES	3,100.00		
2018 132-352-400	GRANT PROCEEDS	11/30/2017	180016	.00	69,350.00-	69,350.00-	ESTABLISH BUDGETS FOR BODY	KE
2018 132-352-400	GRANT PROCEEDS	12/14/2017	180020	69,350.00-	97,860.06-	28,510.06-	ESTABLISH BUDGET FOR THERMA	SH
		TOTAL AMENDMENTS		2	TOTAL CHANGES	97,860.06-		
2018 132-367-000	GENERAL DONATION V	11/02/2017	180010	.00	3,800.00-	3,800.00-	INCREASE SHERIFF BUDGET FOR	FT
2018 132-367-000	GENERAL DONATION V	11/30/2017	180017	3,800.00-	7,600.00-	3,800.00-	INCREASE BUDGET FOR K-9 DON	KE
2018 132-367-000	GENERAL DONATION V	11/30/2017	180017	7,600.00-	3,800.00-	3,800.00-	VOID B/A #17 - DUPLICATE OF	SH
		TOTAL AMENDMENTS		3	TOTAL CHANGES	3,800.00-		
2018 132-380-200	FINANCING ISSURANC	12/13/2017	180019	150,000.00-	543,902.85-	393,902.85-	ESTABLISH ADD. BUDGET-VEHIC	KE
		TOTAL AMENDMENTS		1	TOTAL CHANGES	393,902.85-		
2018 132-560-337	LAW ENFORCEMENT SU	11/02/2017	180010	10,000.00	13,800.00	3,800.00	INCREASE SHERIFF BUDGET FOR	FT
2018 132-560-337	LAW ENFORCEMENT SU	11/30/2017	180017	13,800.00	17,600.00	3,800.00	INCREASE BUDGET FOR K-9 DON	KE
2018 132-560-337	LAW ENFORCEMENT SU	11/30/2017	180017	17,600.00	13,800.00	3,800.00-	VOID B/A #17 - DUPLICATE OF	SH
2018 132-560-571	EQUIPMENT PURCHASE	11/30/2017	180016	5,000.00	74,350.00	69,350.00	ESTABLISH BUDGETS FOR BODY	KE
2018 132-560-571	EQUIPMENT PURCHASE	12/14/2017	180020	74,350.00	102,860.06	28,510.06	ESTABLISH BUDGET FOR THERMA	SH
2018 132-560-575	SHERIFF'S AUTO PUR	12/13/2017	180019	150,000.00	543,902.85	393,902.85	ESTABLISH ADD. BUDGET-VEHIC	KE
	EXPENDITURES - SHERIFF OFFICE	TOTAL AMENDMENTS		6	TOTAL CHANGES	495,562.91		
2018 540-344-101	PRE TRIAL FEES	10/04/2017	180001	.00	48,391.00-	48,391.00-	RECORD BUDGET FIGURES	KE
2018 540-344-104	DRUG TESTING	10/04/2017	180001	.00	1,000.00-	1,000.00-	RECORD BUDGET FIGURES	KE
2018 540-344-105	GPS/ELM	10/04/2017	180001	.00	13,000.00-	13,000.00-	RECORD BUDGET FIGURES	KE
		TOTAL AMENDMENTS		3	TOTAL CHANGES	62,391.00-		
2018 540-570-103	SALARIES - EMPLOYE	10/04/2017	180001	.00	22,525.00	22,525.00	RECORD BUDGET FIGURES	KE
2018 540-570-107	SALARIES - EXTRA H	10/04/2017	180001	.00	3,623.00	3,623.00	RECORD BUDGET FIGURES	KE
2018 540-570-201	SOCIAL SECURITY TA	10/04/2017	180001	.00	2,000.00	2,000.00	RECORD BUDGET FIGURES	KE
2018 540-570-202	GROUP INSURANCE	10/04/2017	180001	.00	7,000.00	7,000.00	RECORD BUDGET FIGURES	KE
2018 540-570-203	RETIREMENT CONTRIB	10/04/2017	180001	.00	2,029.00	2,029.00	RECORD BUDGET FIGURES	KE
2018 540-570-206	UNEMPLOYMENT INSUR	10/04/2017	180001	.00	282.00	282.00	RECORD BUDGET FIGURES	KE
2018 540-570-310	SUPPLIES	10/04/2017	180001	.00	6,102.00	6,102.00	RECORD BUDGET FIGURES	KE
2018 540-570-408	CONTRACT SERVICES	10/04/2017	180001	.00	18,830.00	18,830.00	RECORD BUDGET FIGURES	KE
		TOTAL AMENDMENTS		8	TOTAL CHANGES	62,391.00		
2018 541-333-101	STATE AID - SUPERV	10/04/2017	180006	.00	149,381.00-	149,381.00-	RECORD BUDGET FIGURES	KE
2018 541-333-107	SAFPF PAYMENTS	10/04/2017	180006	.00	2,500.00-	2,500.00-	RECORD BUDGET FIGURES	KE
		TOTAL AMENDMENTS		2	TOTAL CHANGES	151,881.00-		
2018 541-344-100	PROBATION FEES	10/04/2017	180006	.00	395,208.00-	395,208.00-	RECORD BUDGET FIGURES	KE
2018 541-344-104	DRUG TESTING	10/04/2017	180006	.00	21,000.00-	21,000.00-	RECORD BUDGET FIGURES	KE
2018 541-344-105	GLOBAL POSITIONING	10/04/2017	180006	.00	2,880.00-	2,880.00-	RECORD BUDGET FIGURES	KE
2018 541-344-110	POLYGRAPH FEE	10/04/2017	180006	.00	700.00-	700.00-	RECORD BUDGET FIGURES	KE
		TOTAL AMENDMENTS		4	TOTAL CHANGES	419,788.00-		
2018 541-360-100	DEPOSITORY INTERES	10/04/2017	180006	.00	150.00-	150.00-	RECORD BUDGET FIGURES	KE
		TOTAL AMENDMENTS		1	TOTAL CHANGES	150.00-		

CLK

DESCRIPTION

AMOUNT OF CHANGE

OLD BUDGET AMOUNT

AMOUNT

AMDMT NUMBER

DATE

ACCOUNT NUMBER ACCOUNT NAME

ACCOUNT NUMBER	ACCOUNT NAME	DATE	AMDMT NUMBER	OLD BUDGET AMOUNT	AMOUNT	AMOUNT OF CHANGE	DESCRIPTION	CLK
2018 541-570-102	SALARY-CHIEF PROBA	10/04/2017	180006	.00	82,800.00	82,800.00	RECORD BUDGET FIGURES	KE
2018 541-570-103	SALARIES - EMPLOYE	10/04/2017	180006	.00	296,538.00	296,538.00	RECORD BUDGET FIGURES	KE
2018 541-570-201	SOCIAL SECURITY TA	10/04/2017	180006	.00	29,019.00	29,019.00	RECORD BUDGET FIGURES	KE
2018 541-570-203	RETIREMENT CONTRIB	10/04/2017	180006	.00	29,437.00	29,437.00	RECORD BUDGET FIGURES	KE
2018 541-570-206	UNEMPLOYMENT INSUR	10/04/2017	180006	.00	4,097.00	4,097.00	RECORD BUDGET FIGURES	KE
2018 541-570-310	SUPPLIES/OPERATION	10/04/2017	180006	.00	18,250.00	18,250.00	RECORD BUDGET FIGURES	KE
2018 541-570-408	CONTRACT SERVICES	10/04/2017	180006	.00	13,855.00	13,855.00	RECORD BUDGET FIGURES	KE
2018 541-570-419	PROFESSIONAL FEES	10/04/2017	180006	.00	25,121.00	25,121.00	RECORD BUDGET FIGURES	KE
2018 541-570-420	TELEPHONE - UTILIT	10/04/2017	180006	.00	3,875.00	3,875.00	RECORD BUDGET FIGURES	KE
2018 541-570-428	TRAVEL	10/04/2017	180006	.00	8,250.00	8,250.00	RECORD BUDGET FIGURES	KE
2018 541-570-429	FURNISHED TRAVEL	10/04/2017	180006	.00	5,500.00	5,500.00	RECORD BUDGET FIGURES	KE
2018 541-570-572	EQUIPMENT	10/04/2017	180006	.00	8,100.00	8,100.00	RECORD BUDGET FIGURES	KE
	EXPENDITURES - SUPERVISION			1.2	TOTAL CHANGES	524,842.00		
2018 541-700-543	TRANSFER TO HIGH R	10/04/2017	180006	.00	12,516.00	12,516.00	RECORD BUDGET FIGURES	KE
2018 541-700-559	TRANSFER TO MENTAL	10/04/2017	180006	.00	34,461.00	34,461.00	RECORD BUDGET FIGURES	KE
	EXPENDITURES - SUPERVISION			2	TOTAL CHANGES	46,977.00		
2018 542-344-101	CIVIL REVENUE	10/04/2017	180002	.00	21,143.00	21,143.00	RECORD BUDGET FIGURES	KE
	EXPENDITURES - SUPERVISION			1	TOTAL CHANGES	21,143.00		
2018 542-570-103	SALARIES	10/04/2017	180002	.00	6,717.00	6,717.00	RECORD BUDGET FIGURES	KE
2018 542-570-107	EXTRA HELP	10/04/2017	180002	.00	3,623.00	3,623.00	RECORD BUDGET FIGURES	KE
2018 542-570-201	SOCIAL SECURITY TA	10/04/2017	180002	.00	2,791.00	2,791.00	RECORD BUDGET FIGURES	KE
2018 542-570-202	GROUP INSURANCE	10/04/2017	180002	.00	2,581.00	2,581.00	RECORD BUDGET FIGURES	KE
2018 542-570-203	RETIREMENT CONTRIB	10/04/2017	180002	.00	802.00	802.00	RECORD BUDGET FIGURES	KE
2018 542-570-206	UNEMPLOYMENT	10/04/2017	180002	.00	112.00	112.00	RECORD BUDGET FIGURES	KE
2018 542-570-310	OFFICE SUPPLIES	10/04/2017	180002	.00	6,517.00	6,517.00	RECORD BUDGET FIGURES	KE
	EXPENDITURES - SUPERVISION			7	TOTAL CHANGES	21,143.00		
2018 543-333-103	STATE AID - SUBSTA	10/04/2017	180004	.00	29,931.00	29,931.00	RECORD BUDGET FIGURES	KE
	EXPENDITURES - SUPERVISION			1	TOTAL CHANGES	29,931.00		
2018 543-390-541	TRANSFER FROM SUP	10/04/2017	180004	.00	12,516.00	12,516.00	RECORD BUDGET FIGURES	KE
	EXPENDITURES - SUPERVISION			1	TOTAL CHANGES	12,516.00		
2018 543-573-103	SALARIES - EMPLOYE	10/04/2017	180004	.00	36,246.00	36,246.00	RECORD BUDGET FIGURES	KE
2018 543-573-201	SOCIAL SECURITY TA	10/04/2017	180004	.00	2,773.00	2,773.00	RECORD BUDGET FIGURES	KE
2018 543-573-203	RETIREMENT CONTRIB	10/04/2017	180004	.00	2,813.00	2,813.00	RECORD BUDGET FIGURES	KE
2018 543-573-206	UNEMPLOYMENT INSUR	10/04/2017	180004	.00	391.00	391.00	RECORD BUDGET FIGURES	KE
2018 543-573-419	PROFESSIONAL FEES	10/04/2017	180004	.00	224.00	224.00	RECORD BUDGET FIGURES	KE
	EXPENDITURES - SUBSTANCE ABUSE			5	TOTAL CHANGES	42,447.00		
2018 544-333-104	STATE AID - OFFEND	10/04/2017	180003	.00	53,330.00	53,330.00	RECORD BUDGET FIGURES	KE
	EXPENDITURES - OFFENDER			1	TOTAL CHANGES	53,330.00		
2018 544-574-103	SALARIES-EMPLOYEES	10/04/2017	180003	.00	45,437.00	45,437.00	RECORD BUDGET FIGURES	KE
2018 544-574-201	SOCIAL SECURITY TA	10/04/2017	180003	.00	3,476.00	3,476.00	RECORD BUDGET FIGURES	KE
2018 544-574-203	RETIREMENT CONTRIB	10/04/2017	180003	.00	3,526.00	3,526.00	RECORD BUDGET FIGURES	KE
2018 544-574-206	UNEMPLOYMENT INSUR	10/04/2017	180003	.00	491.00	491.00	RECORD BUDGET FIGURES	KE
2018 544-574-419	PROFESSIONAL FEES	10/04/2017	180003	.00	400.00	400.00	RECORD BUDGET FIGURES	KE
	EXPENDITURES - OFFENDER			5	TOTAL CHANGES	53,330.00		
2018 546-582-102	SALARY EMPLOYEE	11/30/2017	180015	18,298.00	15,604.00	2,694.00	LINE ITEM TRANSFER	KE
2018 546-582-427	TRAINING	11/30/2017	180015	1,500.00	4,194.00	2,694.00	LINE ITEM TRANSFER	KE

ACCOUNT NUMBER	ACCOUNT NAME	DATE	AMDMT NUMBER	OLD BUDGET AMOUNT	BUDGET AMOUNT	AMOUNT OF CHANGE	DESCRIPTION	CLK
EXPENDITURES - JUV LOCAL			TOTAL AMENDMENTS	2	TOTAL CHANGES	.00		
2018 547-581-414	MH COUNSELLING - R	10/11/2017	180008	8,390.00	8,390.00	538.00-	LINE ITEM TRANSFER	KE
2018 547-581-414	MH COUNSELLING - R	10/11/2017	180008	8,390.00	6,462.00	1,928.00-	LINE ITEM TRANSFER	KE
2018 547-581-432	PSYCHOLOGICAL -R A	10/11/2017	180008	.00	1,928.00	1,928.00-	LINE ITEM TRANSFER	KE
EXPENDITURES - TJCP PROBATION			TOTAL AMENDMENTS	3	TOTAL CHANGES	538.00-		
2018 559-333-103	STATE AID - MENTAL	10/04/2017	180005	.00	34,473.00-	34,473.00-	RECORD BUDGET FIGURES	KE
			TOTAL AMENDMENTS	1	TOTAL CHANGES	34,473.00-		
2018 559-390-541	TRANSFER FROM SUPE	10/04/2017	180005	.00	34,461.00-	34,461.00-	RECORD BUDGET FIGURES	KE
			TOTAL AMENDMENTS	1	TOTAL CHANGES	34,461.00-		
2018 559-570-103	SALARIES - EMPLOYE	10/04/2017	180005	.00	58,953.00	58,953.00	RECORD BUDGET FIGURES	KE
2018 559-570-201	SOCIAL SECURITY	10/04/2017	180005	.00	4,510.00	4,510.00	RECORD BUDGET FIGURES	KE
2018 559-570-203	RETIREMENT CONTRIB	10/04/2017	180005	.00	4,575.00	4,575.00	RECORD BUDGET FIGURES	KE
2018 559-570-206	UNEMPLOYMENT INSUR	10/04/2017	180005	.00	637.00	637.00	RECORD BUDGET FIGURES	KE
2018 559-570-419	PROFESSIONAL FEES	10/04/2017	180005	.00	259.00	259.00	RECORD BUDGET FIGURES	KE
EXPENDITURES - MENTAL IMPAIRME			TOTAL AMENDMENTS	5	TOTAL CHANGES	68,934.00		
2018 804-330-114	DISASTER RELIEF-FE	12/14/2017	180022	.00	7,121.25-	7,121.25-	TRANSFER FUNDS FROM FEMA	FU SH
2018 804-330-114	DISASTER RELIEF-FE	12/14/2017	180023	7,121.25-	9,527.76-	2,406.51-	TRANSFER FUNDS FROM FEMA	FU SH
2018 804-330-114	DISASTER RELIEF-FE	12/14/2017	180024	9,527.76-	166,581.01-	157,053.25-	TRANSFER FUNDS FROM FEMA	PC SH
			TOTAL AMENDMENTS	3	TOTAL CHANGES	166,581.01-		
2018 804-700-021	TRANSFER TO RB #1	12/14/2017	180024	.00	157,053.25	157,053.25	TRANSFER FUNDS FROM FEMA	PC SH
2018 804-700-022	TRANSFER TO RB #2	12/14/2017	180023	.00	2,406.51	2,406.51	TRANSFER FUNDS FROM FEMA	FU SH
2018 804-700-024	TRANSFER TO RB #4	12/14/2017	180022	.00	7,121.25	7,121.25	TRANSFER FUNDS FROM FEMA	FU SH
			TOTAL AMENDMENTS	3	TOTAL CHANGES	166,581.01		
2018 806-330-114	DISASTER RELIEF -	12/14/2017	180022	.00	285,635.94-	285,635.94-	TRANSFER FUNDS FROM FEMA	FU SH
			TOTAL AMENDMENTS	1	TOTAL CHANGES	285,635.94-		
2018 806-700-024	TRANSFER TO R & B	12/14/2017	180022	.00	285,635.94	285,635.94	TRANSFER FUNDS FROM FEMA	FU SH
TOTAL TRANSFERS			TOTAL AMENDMENTS	1	TOTAL CHANGES	285,635.94		



P.O. Box 3188 • Longview, Texas 75606 • 903-237-5500

MEMBER FDIC

EQUAL HOUSING LENDER



Return Service Requested

Date 12/29/17
PRIMARY ACCOUNT
ENCLOSURES

Page 1
1910512
341



TXBT
TREASURER OF VAN ZANDT COUNTY
FINANCIAL CLEARING
121 E DALLAS RM 101
CANTON TX 75103-1496

C H E C K I N G A C C O U N T

PUBLIC FUNDS CHECKING		NUMBER OF ENCLOSURES	341
ACCOUNT NUMBER	1910512	Statement Dates	12/01/17 thru 12/31/17
PREVIOUS BALANCE	1,426,223.70	DAYS IN STATEMENT PERIOD	31
26 DEPOSITS	4,801,547.52	AVERAGE LEDGER	2,767,112.46
366 CHECKS/DEBITS	4,244,762.68	AVERAGE COLLECTED	2,762,774.02
SERVICE CHARGE	.00		
INTEREST PAID	.00		
CURRENT BALANCE	1,983,008.54		

D E P O S I T S A N D O T H E R C R E D I T S

Date	Description	Amount
12/04	VEHICLE LOAN PROCEEDS	543,902.85
	WIRE TRANSFER CREDIT	
	WIRES IN PROCESS	
12/04	PAY VZ CO APPRAISAL	153,902.04
	PPD	
12/04	PAY VZ CO APPRAISAL	991,296.41
	PPD	
12/05	DEPOSIT	30,127.11
12/06	INV-PAYMTS DEPT PUBL SAFETY	1,240.26
	CTX	
12/06	INV-PAYMTS DEPT PUBL SAFETY	165,340.75
	CTX	
12/06	INV-PAYMTS DEPT PUBL SAFETY	285,635.94
	CTX	
12/07	INV-PAYMTS COMP JUDICIARY	21,000.00
	CTX	
12/07	INV-PAYMTS TX DPT CRIML JST	66,778.00
	CTX	
12/08	INV-PAYMTS TX AGRICULTURE	2,059.14
	CTX	
12/08	DEPOSIT	46,947.89
12/12	MISC PAY 015 TREAS 310	987.24
	CCD 756001190150700	
12/12	INV-PAYMTS COMP JUDICIARY	5,050.00
	CTX	
12/14	DEPOSIT	128,842.91

NOTICE: SEE REVERSE SIDE FOR IMPORTANT INFORMATION

TXBT-020-019432-001-019-171230 019534 X06
75103149626



Date 12/29/17
 PRIMARY ACCOUNT
 ENCLOSURES

Page 2
 1910512
 341

TREASURER OF VAN ZANDT COUNTY
 FINANCIAL CLEARING
 121 E DALLAS RM 101
 CANTON TX 75103

PUBLIC FUNDS CHECKING 1910512 (Continued)

DEPOSITS AND OTHER CREDITS

Date	Description	Amount
12/19	INV-PAYMTS FAMILY PROTCT SV CTX	1,763.93
12/19	DEPOSIT	166,698.78
12/20	INV-PAYMTS COMP JUDICIARY CTX	326.54
12/20	PAY VZ CO APPRAISAL PPD	297,882.40
12/20	PAY VZ CO APPRAISAL PPD	1,796,013.16
12/21	MISC PAY 015 TREAS 310 CCD 756001190151800	1,465.67
12/21	MISC PAY 015 TREAS 310 CCD 756001190151800	2,277.60
12/21	MISC PAY 015 TREAS 310 CCD 756001190151800	2,851.68
12/21	INV-PAYMTS JUVENILE JUSTICE CTX	43,843.00
12/27	MISC PAY 015 TREAS 310 CCD 756001190150700	207.84
12/28	INV-PAYMTS FAMILY PROTCT SV CTX	669.00
12/28	DEPOSIT	44,437.38

WITHDRAWALS AND OTHER DEBITS

Date	Description	Amount
12/01	Transf to Payroll clearing Payroll 12/1/2017 Confirmation number 1201170260	824.64-
12/01	CHILDSUPP SYSTEMS AND METH CCD 173340000543568	461.08-
12/01	PAYMENTS NATIONWIDE PPD	2,575.00-
12/04	INVESTMENT BFDS CCD 612134000171130	150.00-
12/04	USATAXPYMT IRS CCD 220773841354964	293.88-
12/04	0391D USR ElectricBill \TEL	299.04-

TXBT-020-019432-001-019-171230-019534 X06

Date 12/29/17
PRIMARY ACCOUNT
ENCLOSURES

Page 3
1910512
341

TREASURER OF VAN ZANDT COUNTY
FINANCIAL CLEARING
121 E DALLAS RM 101
CANTON TX 75103

PUBLIC FUNDS CHECKING

1910512 (Continued)

WITHDRAWALS AND OTHER DEBITS

Date	Description	Amount
12/04	INSURANCE AFLAC CCD 0XH48001234	6,609.09-
12/04	FLEET DEBI WEX INC CCD 9100000739575	12,700.62-
12/05	Payment ATT \TEL	279.75-
12/07	Transf to Jury Clearing Jury checks	516.00-
12/07	Confirmation number 1207170161 Transf to Payroll Clearing G Ramsey 12/1/17	834.43-
12/08	Confirmation number 1207170380 Transf to Debt Services Nov transfer	58,574.59-
12/11	Confirmation number 1208170379 USATAXPYMT IRS CCD 220774552538612	149.58-
12/14	Transf to Payroll Clearing Confirmation number 1214170238	204,220.10-
12/14	Transf to Payroll Clearing Roberts Confirmation number 1214170330	238.77-
12/15	USATAXPYMT IRS CCD 220774943856652	65.58-
12/15	PAYMENTS NATIONWIDE PPD	2,575.00-
12/15	USATAXPYMT IRS CCD 220774901727447	66,445.75-
12/15	RECEIVABLE TEXAS COUNTY DRS CCD 0333	79,811.73-
12/18	Transf to Payroll Clearing R. Ling 12/15/17	660.01-
12/18	Confirmation number 1218170528 INVESTMENT BFDS CCD 612134000171214	150.00-
12/18	CHILDSUPP SYSTEMS AND METH CCD 173490000557527	214.62-
12/19	USATAXPYMT IRS CCD 220775335664048	128.94-



Date 12/29/17
 PRIMARY ACCOUNT
 ENCLOSURES

Page 4
 1910512
 341

TREASURER OF VAN ZANDT COUNTY
 FINANCIAL CLEARING
 121 E DALLAS RM 101
 CANTON TX 75103

PUBLIC FUNDS CHECKING 1910512 (Continued)

WITHDRAWALS AND OTHER DEBITS		
Date	Description	Amount
12/22	RE:LOCATION# 78331 ACCT# 23401 PIN# 109165 WIRE TRANSFER DEBIT TEX POOL	2,500,000.00-
12/27	Transf to Debt Services Nov 2017	103,696.55-
12/28	Confirmation number 1227170423 REF: VAN ZANDT COUNTY CSCD 023 WIRE TRANSFER DEBIT TDCJ	3,302.20-
12/28	Transf to Payroll Clearing PR 12/29/2017 Confirmation number 1228170087	207,025.06-
12/28	PAYMENT VISA \WEB	686.74-
12/29	PAYMENTS NATIONWIDE PPD	2,575.00-
12/29	USATAXPYMT IRS CCD 220776322895550	63,909.38-

CHECKS IN NUMERICAL ORDER

Date	Check No	Amount	Date	Check No	Amount
12/22	58943	95.38	12/18	59720*	129.65
12/11	59216*	33.60	12/01	59730*	2,152.60
12/05	59365*	600.53	12/01	59733*	3,673.33
12/06	59384*	180.00	12/19	59738*	667.00
12/06	59478*	363.13	12/04	59742*	40.00
12/01	59515*	600.53	12/04	59759*	18.50
12/01	59527*	1,065.00	12/08	59765*	180.00
12/12	59530*	2.38	12/12	59766	355.80
12/05	59557*	600.53	12/22	59777*	37.00
12/19	59559*	24.72	12/15	59778	773.26
12/01	59572*	600.53	12/22	59782*	60.00
12/05	59595*	300.00	12/08	59783	6,500.00
12/05	59600*	28.34	12/18	59785*	265.00
12/01	59714*	90.00	12/05	59788*	100.00
12/07	59715	180.00	12/06	59800*	637.09

* Indicates break in check number sequence

TXBT-020-019432-001-019-171230 019534 X06

TREASURER OF VAN ZANDT COUNTY
 FINANCIAL CLEARING
 121 E DALLAS RM 101
 CANTON TX 75103

PUBLIC FUNDS CHECKING

1910512 (Continued)

CHECKS IN NUMERICAL ORDER					
Date	Check No	Amount	Date	Check No	Amount
12/01	59807*	251.20	12/06	59856	6,197.32
12/01	59817*	7,412.16	12/07	59857	126.80
12/12	59818	110.00	12/05	59858	86.04
12/08	59819	17.33	12/07	59859	14,627.45
12/05	59820	185.72	12/06	59860	3,555.98
12/06	59821	475.00	12/06	59861	8.29
12/07	59822	500.00	12/06	59862	60.03
12/06	59823	20.74	12/07	59863	8,760.00
12/18	59824	530.90	12/05	59864	3,500.00
12/05	59825	445.00	12/05	59866*	197.36
12/05	59826	20.00	12/05	59867	158.92
12/06	59827	89.84	12/05	59868	2,600.00
12/06	59828	263.80	12/07	59869	431.45
12/11	59829	54.41	12/04	59870	68.00
12/07	59830	699.55	12/04	59872*	7.00
12/05	59831	5,364.81	12/05	59873	133.93
12/06	59832	3,925.00	12/13	59874	1,034.18
12/05	59833	786.00	12/05	59875	2,100.00
12/04	59834	266.56	12/06	59876	1,001.40
12/05	59835	179.94	12/05	59877	186.06
12/12	59836	1,650.00	12/08	59878	14.56
12/06	59837	285.98	12/01	59880*	55.21
12/07	59838	2.60	12/04	59881	7.39
12/05	59840*	6,069.25	12/12	59882	2,604.00
12/08	59841	419.34	12/11	59883	54.00
12/06	59842	36.37	12/04	59884	191.61
12/06	59843	146.37	12/14	59886*	2,700.00
12/07	59844	39.85	12/06	59887	3,917.30
12/05	59845	32,782.07	12/07	59888	306.89
12/06	59846	74.26	12/07	59889	2,618.07
12/05	59847	178.27	12/05	59890	9,955.07
12/05	59848	430.00	12/04	59892*	83.50
12/04	59849	711.92	12/07	59893	220.50
12/04	59850	2,570.63	12/08	59894	12.00
12/05	59851	100.00	12/05	59895	2,250.00
12/07	59852	187.24	12/06	59896	1,050.00
12/05	59853	3,054.25	12/04	59897	210.70
12/06	59854	180.00	12/04	59898	92.69
12/06	59855	54.00	12/06	59899	150.00

* Indicates break in check number sequence



Date 12/29/17
 PRIMARY ACCOUNT
 ENCLOSURES

Page 6
 1910512
 341

TREASURER OF VAN ZANDT COUNTY
 FINANCIAL CLEARING
 121 E DALLAS RM 101
 CANTON TX 75103

PUBLIC FUNDS CHECKING

1910512 (Continued)

CHECKS IN NUMERICAL ORDER

Date	check No	Amount	Date	check No	Amount
12/19	59900	27.72	12/05	59945	8.29
12/05	59901	19.78	12/04	59946	355.24
12/05	59902	3,151.05	12/07	59947	79.62
12/04	59903	3,616.27	12/01	59948	350.00
12/07	59904	464.49	12/04	59949	821.76
12/05	59906*	220.90	12/06	59950	296.92
12/11	59907	750.00	12/07	59951	39.61
12/14	59908	481.45	12/07	59952	914.98
12/01	59909	132.04	12/08	59953	3,500.00
12/08	59910	836.37	12/08	59954	53.00
12/26	59911	26,601.00	12/14	59955	1,000.00
12/05	59912	3,740.28	12/05	59957*	1,320.60
12/04	59913	247.48	12/08	59958	1,000.00
12/20	59914	19.45	12/05	59959	4,400.00
12/04	59915	116.15	12/11	59960	47.25
12/07	59916	1,700.00	12/11	59961	780.71
12/05	59917	4,704.93	12/11	59962	1,863.78
12/14	59918	1,000.00	12/11	59963	201.61
12/05	59920*	3,800.00	12/13	59964	111.56
12/18	59921	350.00	12/11	59965	2,557.53
12/04	59922	328.76	12/06	59966	169.80
12/15	59923	826.51	12/06	59967	106.60
12/05	59924	2,760.00	12/05	59968	120,794.98
12/05	59925	1,347.24	12/05	59969	725.68
12/08	59926	255.07	12/07	59970	70.00
12/08	59927	2,050.00	12/04	59971	59.04
12/04	59928	101.73	12/06	59972	192.63
12/05	59929	900.00	12/06	59973	22.31
12/05	59932*	3,088.21	12/07	59974	2,120.00
12/05	59933	8,381.77	12/06	59975	37.03
12/18	59935*	12.00	12/05	59976	300.00
12/01	59937*	2,200.00	12/05	59977	50.00
12/05	59938	69.55	12/12	59978	100.00
12/04	59939	28,757.12	12/15	59979	25.01
12/05	59940	199.00	12/15	59980	3.24
12/05	59941	424.12	12/11	59981	200.00
12/11	59942	263.13	12/05	59982	1,277.28
12/06	59943	1,895.89	12/05	59983	116.04
12/05	59944	58.28	12/06	59984	995.03

* Indicates break in check number sequence

TXBT-020-019432-001-019-171230 019534 X06

Date 12/29/17
PRIMARY ACCOUNT
ENCLOSURES

Page 7
1910512
341

TREASURER OF VAN ZANDT COUNTY
FINANCIAL CLEARING
121 E DALLAS RM 101
CANTON TX 75103

PUBLIC FUNDS CHECKING

1910512 (Continued)

CHECKS IN NUMERICAL ORDER					
Date	Check No	Amount	Date	Check No	Amount
12/05	59985	538.54	12/19	60033	4,694.26
12/04	59986	96.01	12/20	60034	653.81
12/05	59987	140.00	12/22	60035	147.86
12/08	59988	5.86	12/28	60036	1,241.50
12/08	59989	108.99	12/20	60037	430.00
12/06	59990	1,048.00	12/21	60038	90.00
12/06	59991	10.00	12/21	60039	25.25
12/08	59992	400.00	12/22	60040	292.45
12/05	59993	50.00	12/28	60041	129.93
12/06	59995*	335.00	12/20	60043*	5,858.96
12/06	59996	229.35	12/18	60044	7,041.00
12/06	59997	717.60	12/21	60045	24.79
12/08	59998	3,843.75	12/22	60047*	88.00
12/06	59999	418.60	12/19	60049*	656.00
12/05	60000	181.71	12/19	60050	56.00
12/07	60001	76.86	12/22	60051	7,800.00
12/05	60003*	112.76	12/21	60054*	257.29
12/20	60006*	4,386.67	12/18	60055	189.80
12/26	60008*	46.31	12/20	60056	688.26
12/19	60009	50.00	12/26	60057	12.00
12/20	60010	299.05	12/19	60058	188.16
12/26	60011	700.00	12/20	60059	950.00
12/28	60012	1,840.00	12/20	60060	103.56
12/26	60013	39.99	12/28	60061	1,045.00
12/27	60014	93.62	12/21	60062	561.32
12/21	60016*	92.00	12/22	60064*	384.00
12/21	60018*	89.13	12/26	60065	40.00
12/19	60019	542.92	12/22	60066	97.50
12/19	60020	50.25	12/22	60067	1,305.81
12/21	60021	59.97	12/20	60068	1,700.00
12/22	60022	1,130.05	12/20	60070*	9.10
12/20	60024*	78.00	12/27	60071	15.20
12/20	60026*	31.20	12/20	60072	433.35
12/20	60027	137.68	12/22	60073	600.53
12/19	60028	2,721.76	12/21	60074	8.40
12/20	60029	22.56	12/22	60076*	152.67
12/27	60030	44.33	12/20	60077	21.00
12/27	60031	322.86	12/21	60078	1,766.93
12/19	60032	40,744.37	12/15	60079	500.00

* Indicates break in check number sequence



Date 12/29/17
 PRIMARY ACCOUNT
 ENCLOSURES

Page 8
 1910512
 341

TREASURER OF VAN ZANDT COUNTY
 FINANCIAL CLEARING
 121 E DALLAS RM 101
 CANTON TX 75103

PUBLIC FUNDS CHECKING

1910512 (continued)

CHECKS IN NUMERICAL ORDER

Date	Check No	Amount	Date	check No	Amount
12/15	60080	64.00	12/29	60125	11.73
12/22	60081	191.18	12/21	60126	1,175.00
12/28	60082	96.15	12/28	60127	600.53
12/26	60083	4,248.60	12/20	60128	11.03
12/14	60084	500.00	12/21	60129	498.82
12/20	60085	230.00	12/19	60130	103.46
12/21	60086	600.53	12/20	60131	611.81
12/20	60088*	2,953.55	12/20	60132	850.00
12/21	60089	180.00	12/19	60133	8,222.56
12/20	60091*	180.00	12/19	60134	404.33
12/19	60092	1,050.00	12/21	60136*	13.95
12/18	60093	739.48	12/19	60137	21.98
12/26	60095*	30.03	12/26	60138	29.99
12/20	60096	150.00	12/18	60140*	244.51
12/21	60097	85.54	12/18	60141	23.52
12/19	60100*	280,466.71	12/22	60142	20.28
12/19	60102*	159.00	12/20	60143	38.16
12/26	60104*	50.00	12/19	60148*	100.00
12/14	60105	1,935.60	12/19	60149	330.00
12/29	60106	600.00	12/19	60150	96.02
12/28	60107	118.28	12/18	60151	875.00
12/27	60108	4.50	12/21	60152	704.23
12/21	60109	249.65	12/19	60154*	94.25
12/20	60110	165.60	12/19	60155	73.80
12/20	60111	7,182.14	12/14	60157*	61,028.43
12/18	60112	8,207.00	12/14	60158	28.96
12/27	60113	220.54	12/14	60159	315.47
12/21	60116*	5,998.96	12/21	60161*	995.03
12/19	60117	1,230.00	12/29	60235*	562.49
12/27	60118	2,129.00	12/27	60237*	558.42
12/27	60119	42.00	12/29	60239*	562.49
12/13	60120	974.00	12/28	60245*	3,587.58
12/20	60121	296.92	12/27	60267*	750.00
12/20	60122	939.58	12/29	60276*	497.51
12/21	60123	128.09	12/29	60281*	28.30
12/29	60124	9.98	12/29	60295*	995.03

* Indicates break in check number sequence

TXBT-020-019432-001-019-171230 019534 X06

Date 12/29/17
PRIMARY ACCOUNT
ENCLOSURES

Page 9
1910512
341

TREASURER OF VAN ZANDT COUNTY
FINANCIAL CLEARING
121 E DALLAS RM 101
CANTON TX 75103

PUBLIC FUNDS CHECKING

1910512 (Continued)

DAILY BALANCE INFORMATION					
Date	Balance	Date	Balance	Date	Balance
12/01	1,403,780.38	12/12	3,269,462.80	12/21	4,879,196.85
12/04	3,034,060.99	12/13	3,267,343.06	12/22	2,366,794.14
12/05	2,828,635.27	12/14	3,122,737.19	12/26	2,334,996.22
12/06	3,251,705.56	12/15	2,971,647.11	12/27	2,227,327.04
12/07	3,303,967.17	12/18	2,952,014.62	12/28	2,052,760.45
12/08	3,275,203.34	12/19	2,777,573.12	12/29	1,983,008.54
12/11	3,268,247.74	12/20	4,842,363.78		

END OF STATEMENT

TexPool Participant Services
 C/O Federated Investors Inc.
 1001 Texas Avenue, Suite 1400
 Houston, TX 77002



Participant Statement

VAN ZANDT COUNTY
 FINANCIAL CLEARING FUND
 ATTN TERI PRUITT
 121 E DALLAS ST STE 101
 CANTON TX 75103-1496

Statement Period **12/01/2017 - 12/31/2017**

Page 1 of 2

Customer Service 1-866-TEX-POOL
 Location ID 000078331
 Investor ID 000009623

TexPool Update

Did you know that you can make payments directly to your Vendors without completing a Special Wire Instruction Form? Use the Vendor Payment Instructions Form to add a Vendor to your account today! Contact TexPool Participant Services to learn more!

TexPool Summary

Pool Name	Beginning Balance	Total Deposits	Total Withdrawals	Total Interest	Current Balance	Average Balance
Texas Local Government Investment Pool	\$1,596,941.52	\$2,500,000.00	\$0.00	\$2,461.77	\$4,099,403.29	\$2,403,631.37
Total Dollar Value	\$1,596,941.52	\$2,500,000.00	\$0.00	\$2,461.77	\$4,099,403.29	

Portfolio Value

Pool Name	Pool/Account	Market Value (12/01/2017)	Share Price (12/31/2017)	Shares Owned (12/31/2017)	Market Value (12/31/2017)
Texas Local Government Investment Pool	449/2340100001	\$1,596,941.52	\$1.00	4,099,403.290	\$4,099,403.29
Total Dollar Value		\$1,596,941.52			\$4,099,403.29

Interest Summary

Pool Name	Pool/Account	Month-to-Date Interest	Year-to-Date Interest
Texas Local Government Investment Pool	449/2340100001	\$2,461.77	\$39,835.88
Total		\$2,461.77	\$39,835.88



TexPool Participant Services
C/O Federated Investors Inc.
1001 Texas Avenue, Suite 1400
Houston, TX 77002

Statement Period 12/01/2017 - 12/31/2017

Page 2 of 2

Transaction Detail

Texas Local Government Investment Pool

Participant: VAN ZANDT COUNTY

Pool/Account: 449/2340100001

Transaction Date	Settlement Date	Transaction Description	Transaction Dollar Amount	Share Price	Shares This Transaction	Shares Owned
12/01/2017	12/01/2017	BEGINNING BALANCE	\$1,596,941.52	\$1.00		1,596,941.520
12/22/2017	12/22/2017	TRANSFER DEPOSIT	\$2,500,000.00	\$1.00	2,500,000.000	4,096,941.520
12/29/2017	12/29/2017	MONTHLY POSTING	\$2,461.77	\$1.00	2,461.770	4,099,403.290
Account Value as of 12/31/2017			\$4,099,403.29	\$1.00		4,099,403.290



Summary Statement

December 2017


Van Zandt County

121 East Dallas Street, Room 101
Canton, TX 75103
U.S.A.

TXCLASS

Average Monthly Yield: 1.41%

	Beginning Balance	Contributions	Withdrawals	Income Earned	Income Earned YTD	Average Daily Balance	Month End Balance
TX-01-0250-0001 FINANCIAL CLEARING	753,677.81	0.00	0.00	898.29	8,644.46	754,147.00	754,576.10
Total	753,677.81	0.00	0.00	898.29	8,644.46	754,147.00	754,576.10



Account Statement

December 2017

Van Zandt County

121 East Dallas Street, Room 101
 Canton, TX 75103
 U.S.A.

TXCLASS

TX-01-0250-0001


Summary

Average Monthly Yield: 1.41%

		Beginning Balance	Contributions	Withdrawals	Income Earned	Average Daily Balance	Month End Balance
TX-01-0250-0001	FINANCIAL CLEARING	753,677.81	0.00	0.00	898.29	754,147.00	754,576.10

Transactions

Transaction Date	Transaction Description	Contributions & Income Earned	Withdrawals	Balance	Transaction Number
12/01/2017	Beginning Balance			753,677.81	
12/31/2017	Income Earned For The Period	898.29			
12/31/2017	Ending Balance			754,576.10	



Daily Rates

December 2017

TXCLASS

Date	Dividend Rate	Daily Yield
01-Dec-17	0.000036030	1.32%
02-Dec-17	0.000036030	1.32%
03-Dec-17	0.000036030	1.32%
04-Dec-17	0.000036134	1.32%
05-Dec-17	0.000036156	1.32%
06-Dec-17	0.000036466	1.33%
07-Dec-17	0.000036650	1.34%
08-Dec-17	0.000036651	1.34%
09-Dec-17	0.000036651	1.34%
10-Dec-17	0.000036651	1.34%
11-Dec-17	0.000037067	1.36%
12-Dec-17	0.000037400	1.37%
13-Dec-17	0.000037400	1.37%
14-Dec-17	0.000038496	1.41%
15-Dec-17	0.000038720	1.42%
16-Dec-17	0.000038720	1.42%
17-Dec-17	0.000038720	1.42%
18-Dec-17	0.000039264	1.44%
19-Dec-17	0.000039332	1.44%
20-Dec-17	0.000039497	1.45%
21-Dec-17	0.000039449	1.44%
22-Dec-17	0.000040060	1.47%
23-Dec-17	0.000040060	1.47%
24-Dec-17	0.000040060	1.47%
25-Dec-17	0.000040060	1.47%
26-Dec-17	0.000040339	1.48%
27-Dec-17	0.000040593	1.49%
28-Dec-17	0.000040576	1.49%
29-Dec-17	0.000040653	1.49%
30-Dec-17	0.000040653	1.49%
31-Dec-17	0.000040653	1.49%