

Van Zandt County
Monthly Financial & Investment Report
Month Ending November 30, 2016

TO BE RECORDED IN THE DECEMBER 27, 2016 MINUTES

OF THE COMMISSIONERS' COURT

BY VAN ZANDT COUNTY CLERK.


SUBMITTED THIS THE 12th DAY OF DECEMBER 2016

BY: 


Teri Pruitt, Treasurer

The Van Zandt County Commissioners' Court, having reviewed the Treasurer's Report as presented, having taken reasonable steps to ensure its accuracy, and based upon presentations of the Treasurer's Office, does hereby approve the Report, subject to the independent auditor's review and does further order that it be filed with the official minutes of this meeting. {LGC 114.026(c)}

In addition, the below signatures affirm that the Treasurers' Report complies with statutes as referenced. {LGC 114.026(d)}



Don Kirkpatrick, Van Zandt County Judge




Brandon Brown

Commissioner Precinct #1


Bobby Chaney

Commissioner Precinct #3



Virgil Melton, Jr.

Commissioner Precinct #2



Tim West

Commissioner Precinct #4

FUND NAME	CHECKING ACCOUNT	CHECKING AMOUNT	TDOA ACCOUNT	TDOA AMOUNT	FUND TOTAL
2017 010 GENERAL FUND	FIN CLEAR AMERICAN CTY JURY	968,417.53- 5,123.00-	TDOA MBIA	177.59	973,362.94-
2017 011 VZC EMPLOYEE BENEFITS FUND			MEDRESERVE MEDCLAIMS		
2017 012 RESERVE FUNDS	FIN CLEAR		TDOA MBIA	545.25 720.47	1,265.72
2017 015 SHERIFF FORFEITURE FUND	FIN CLEAR AMERICAN	18,572.93	TDOA MBIA	9,034.31	27,607.24
2017 016 DA FORFEITURE FUND	FIN CLEAR		TDOA MBIA		
	ESCROW #1	3,093.01			
	ESCROW #2	1,812.43			
	ESCROW #3	1,165.76			
	ESCROW #4	300.99			
	ESCROW #5	800.52			
	ESCROW #6				
	ESCROW #7	2,463.60			
	ESCROW #8	6,158.11			
	ESCROW #9	1,015.01			
	ESCROW #10				
	ESCROW #11	2,809.18			
	ESCROW #12				
	ESCROW #13				
	ESCROW #14				
	ESCROW #15				
	ESCROW #16				
	ESCROW #17	8,240.91			
	ESCROW #18	8,745.41			
	ESCROW #19	1,529.12			
	ESCROW #20				
	ESCROW #21				
	ESCROW #22	2,295.81			
	ESCROW #23				
	ESCROW #24				
	ESCROW #25	525.63			
	ESCROW #26				
	ESCROW #27	2,914.43			
	ESCROW #28				
	ESCROW #29				
	ESCROW #30	534.90			
	ESCROW #31	327.07			
	ESCROW #32	.01			
	ESCROW #33				
	ESCROW #34				
	ESCROW #35	201.70			
	ESCROW #36	3,114.43			
	ESCROW #37				
	ESCROW #38				
	ESCROW #39	1,472.58			
	ESCROW #40	1,420.06			
	ESCROW #41				
	ESCROW #42				

FUND NAME	CHECKING ACCOUNT	CHECKING AMOUNT	TDOA ACCOUNT	TDOA AMOUNT	FUND TOTAL
	ESCROW #43				
	ESCROW #44				
	ESCROW #45				
	ESCROW #46				
	ESCROW #47				
	ESCROW #48				
	ESCROW #49				
	ESCROW #50				
	ESCROW #51				
	ESCROW #52				
	ESCROW #53				
	ESCROW #54				
	ESCROW #55	367.93			
	ESCROW #56				
	ESCROW #57				
	ESCROW #58	2,621.29			
	ESCROW #59				
	ESCROW #60	183.60			
	ESCROW #61				
	ESCROW #62				
	ESCROW #63				
	ESCROW #64				
	ESCROW #65	.02			
	ESCROW #66	1,490.69			
	ESCROW #67				
	ESCROW #68				
	ESCROW #69	5,008.89			
	ESCROW #70	1,155.57			
	ESCROW #71				
	ESCROW #72	4,272.42			
	ESCROW #73				
	ESCROW #74				
	ESCROW #75				
	ESCROW #76				
	ESCROW #77	2,310.60			
	ESCROW #78				
	ESCROW #79	353.23			
	ESCROW #80				
	ESCROW #81				
	ESCROW #82	4,021.71			
	ESCROW #83				
	ESCROW #84	637.86			
	ESCROW #85				
	ESCROW #86	778.06			
	ESCROW #87				
	ESCROW #88	4,553.27			78,695.81
2017 017 BUILDING SECURITY FUND	FIN CLEAR	4,767.66	TDOA MBIA		4,767.66
2017 018 JUSTICE COURT BLDG SECURITY	FIN CLEAR	8,327.46	TDOA		8,327.46
2017 019 DA FORFEITURE FUND	ESCROW #13	984.42			
	ESCROW #14	1,157.99			
	ESCROW #15	6,462.09			
	ESCROW #16	2,938.69			

FUND NAME	CHECKING ACCOUNT	CHECKING AMOUNT	TDOA ACCOUNT	TDOA AMOUNT	FUND TOTAL
	ESCROW #45	1,674.86			13,218.05
2017 021 ROAD & BRIDGE - PCT. 1	FIN CLEAR	133,882.21	TDOA MBIA	171,759.76 3.42	305,645.39
2017 022 ROAD & BRIDGE - PCT. 2	FIN CLEAR	509,332.55	TDOA MBIA	525,248.42 388,916.63	1,423,497.60
2017 023 ROAD & BRIDGE - PCT. 3	FIN CLEAR	97,784.94	TDOA MBIA	251,730.86 .65	349,516.45
2017 024 ROAD & BRIDGE - PCT. 4	FIN CLEAR	75,798.06	TDOA MBIA	25,950.07 109,439.67	211,187.80
2017 026 ROAD & BRIDGE - GEN	FIN CLEAR	8,227.66-	TDOA MBIA		8,227.66-
2017 031 COUNTY ROAD FUND - PCT. 1	FIN CLEAR	3,488.72	TDOA MBIA	2,000.00	5,488.72
2017 032 COUNTY ROAD FUND - PCT. 2	FIN CLEAR	434.00-	TDOA MBIA		434.00-
2017 033 COUNTY ROAD FUND - PCT. 3	FIN CLEAR		TDOA MBIA		
2017 034 COUNTY ROAD FUND - PCT. 4	FIN CLEAR		TDOA MBIA		
2017 035 VICTIM COORDINATOR GRANT	FIN CLEAR	9,100.17-	TDOA MBIA		9,100.17-
2017 036 DA FORFEITURE FUND II	FIN CLEAR	23,721.87	TDOA MBIA	76,772.67	100,494.54
2017 037 CONSTABLE PCT #4 SEIZURE	FIN CLEAR	1,213.34	TDOA MBIA	5,573.92	6,787.26
2017 040 COUNTY LAW LIBRARY FUND	FIN CLEAR	2,336.70	TDOA MBIA	48,877.47	51,214.17
2017 042 COUNTY FREE LIBRARY	FIN CLEAR	38,363.28	TDOA MBIA		38,363.28
2017 043 COMMUNITY LIBRARY CONTRIBUTIFIN	FIN CLEAR	407.10	TDOA MBIA		407.10
2017 047 DIGITIZE RECORDS	FIN CLEAR	4,368.80	TDOA MBIA	49,225.95	53,594.75
2017 048 SUPPLEMENTAL GUARDIANSHIP	FIN CLEAR	13,798.28	TDOA	11,048.06	24,846.34
2017 049 COUNTY CHILD ABUSE PREVENTIOFIN	FIN CLEAR	4,386.81	TDOA	1.83	4,388.64
2017 050 COURT RELATED PROGRAMS	FIN CLEAR	6,211.76	TDOA MBIA	9,037.29	15,249.05

FUND NAME	CHECKING ACCOUNT	CHECKING AMOUNT	TDOA ACCOUNT	TDOA AMOUNT	FUND TOTAL
2017 052 COUNTY & DISTRICT TECH FUND	FIN CLEAR	6,287.02	TDOA MBIA		6,287.02
2017 053 CAPITALCREDITSECONOMICDEVELOFIN	FIN CLEAR	5,810.22	TDOA	180,346.14	186,156.36
2017 054 COMBINEDCCOURTTECHNOLOGYFUND	FIN CLEAR	5,677.71	TDOA	19,139.57	24,817.28
2017 055 CHAPTER 19	FIN CLEAR	184.04-	TDOA MBIA		184.04-
2017 056 COUNTY RECORDS FUND	FIN CLEAR	18,394.63	TDOA MBIA	67,653.86	86,048.49
2017 057 COUNTY CLERK RECORDS FUND	FIN CLEAR	14,427.17	TDOA MBIA	82,710.14	97,137.31
2017 058 DISTRICT CLERK RECORDS FUND	FIN CLEAR	14,088.22	TDOA	25,226.51	39,314.73
2017 059 COUNTY CLERK ARCHIVE	FIN CLEAR	65,151.25	TDOA	225,429.65	290,580.90
2017 060 CAPTIAL PROJECT W P ANNEX	FIN CLEAR		TDOA MBIA		
2017 061 CAPITAL PROJECT ROADS PCT NOFIN	FIN CLEAR	171.63	TDOA MBIA		171.63
2017 062 CAPITAL PROJECT ROADS PCT NOFIN	FIN CLEAR		TDOA MBIA		
2017 063 CAPITAL PROJECT ROADS PCT NOFIN	FIN CLEAR		TDOA MBIA		
2017 064 CAPITAL PROJECT ROADS PCT NOFIN	FIN CLEAR		TDOA MBIA		
2017 070 PERMANENT IMPROVEMENT FUND	FIN CLEAR		TDOA MBIA		
2017 075 RIGHT-OF-WAY FUND	FIN CLEAR	118.09	TDOA MBIA		118.09
2017 084 TAX ANTICIPATION NOTES	FIN CLEAR	24.23	TDOA MBIA		24.23
2017 085 DEBT SERVICE FUND	DEBT CL	473,194.41	TDOA MBIA	435,711.12 245,781.18	1,154,686.71
2017 087 VZC INDIGENT HEALTH PROGRAM	FIN CLEAR	107,882.62	TDOA MBIA		107,882.62
2017 088 SOIL CONSERVATION DIST FUND	FIN CLEAR	742.01	TDOA MBIA	20,112.82	20,854.83
2017 090 APPELLATE JUSTICE SYSTEM FUN	FIN CLEAR	779.35	TDOA MBIA		779.35

FUND NAME	CHECKING ACCOUNT	CHECKING AMOUNT	TDOA ACCOUNT	TDOA AMOUNT	FUND TOTAL
2017 095 PAYROLL CLEARING ACCOUNT.	PAYCLEAR	200,000.20	MBIA		200,000.20
2017 096 GEN FIXED ASSETS ACCOUNT GRP			MBIA		
2017 097 LONG TERM DEBT GROUP			MBIA		
2017 130 911 RURAL ADDRESSING PROJECTFIN CLEAR			TDOA MBIA		
2017 131 VAN ZANDT COUNTY JAIL	FIN CLEAR	4,966.14	TDOA MBIA		4,966.14
2017 132 VAN ZANDT COUNTY SHERIFF DEPPFIN CLEAR		63,837.47	TDOA MBIA		63,837.47
2017 135 CAPITAL MURDER	FIN CLEAR		TDOA	184.23	184.23
2017 136 HOMELAND SECURITY GRANT	FIN CLEAR	1,990.01			1,990.01
2017 137 LAW ENFORCEMENT BLOCK 2001	FIN CLEAR		TDOA MBIA		
2017 138 LAW ENFORCEMENT BLOCK 2003	FIN CLEAR		TDOA MBIA		
2017 139 HOMELAND SECURITY GRANT P25	FIN CLEAR	2,293.00-	TDOA MBIA		2,293.00-
2017 140 MOBILE VIDEO REPLACEMENT GRAFIN CLEAR			TDOA		
2017 141 BULLET PROOF VEST GRANT	FIN CLEAR	5,430.50-	TDOA MBIA		5,430.50-
2017 142 BURN JAG GRANT	FIN CLEAR		TDOA		
2017 143 BYRNE JAG LOCAL GRANT	FIN CLEAR		TDOA		
2017 145 SOLID WASTE GRANT	FIN CLEAR	203.03			203.03
2017 147 MOBILE VIDEO REPLACEMENT GRAFIN CLEAR					
2017 261 CAPITAL PROJECT ROADS PCT NOFIN CLEAR		7.84	TDOA		7.84
2017 262 CAPITAL PROJECT ROADS PCT NOFIN CLEAR		1.34	TDOA		1.34
2017 263 CAPITAL PROJECT PCT 3	FIN CLEAR		TDOA		
2017 264 CAPITAL PROJECT PCT 4	FIN CLEAR		TDOA		
2017 400 FRUITVALE 2011 TXCDBG 710056WATER					
2017 401 BENWHEELERWSC 71348911131115					
2017 402 LITTLEHOPEMOOREWSC7130260813					
2017 540 PRETRIAL SUPERVISION	FIN CLEAR	49,395.53	TDOA	100,247.47	149,643.00

FUND NAME	CHECKING ACCOUNT	CHECKING AMOUNT	TDOA ACCOUNT	TDOA AMOUNT	FUND TOTAL
2017 541 COMMUNITY SUP & CORRECTIONS	FIN CLEAR	107,124.29	TDOA MBIA	259,183.38	366,307.67
2017 542 ADULT PROBATION CIVIL	FIN CLEAR	62,971.67	TDOA MBIA	272,682.57	335,654.24
2017 543 HIGH RISK SUBSTANCE ABUSE -CFIN	CLEAR	12,936.57	TDOA MBIA		12,936.57
2017 544 HIGH RISK SEX OFFENDER -CCP	FIN CLEAR	15,823.98	TDOA		15,823.98
2017 545 GRANT C COMMIT REDUCTION PROFIN	CLEAR	9,017.78			9,017.78
2017 546 JUVENILE PROBATION FUND	FIN CLEAR	251,750.80-	TDOA MBIA		251,750.80-
2017 547 VZCJPD STATE AID GRANT	FIN CLEAR	55,164.57	TDOA MBIA		55,164.57
2017 548 VZCJPD PROGRESSIVE SANCTIONS	FIN CLEAR		TDOA MBIA		
2017 549 VZCJPD - GRANT N	FIN CLEAR	21,258.47	TDOA MBIA		21,258.47
2017 550 D A SUPPLEMENTAL FUND	FIN CLEAR	1,175.57-	TDOA MBIA	4,552.55	3,376.98
2017 551 VOICES - JUV CJD GRANT	FIN CLEAR	8,096.41-	TDOA		8,096.41-
2017 552 ETCOG RESIDENTIAL	FIN CLEAR	2,811.00-			2,811.00-
2017 553 V - JUV PROB POST FUND	FIN CLEAR		TDOA MBIA		
2017 554 GRANT L SECURE FELONY REIMB	FIN CLEAR	665.00-	TDOA		665.00-
2017 555 JUVENILE PROBATION INTEREST	FIN CLEAR	19.05	TDOA MBIA	23,215.79	23,234.84
2017 556 GRANT H-DIVERSION RESIDENTIAL	FIN CLEAR				
2017 557 GRANT I	FIN CLEAR				
2017 558 GRANT S	FIN CLEAR	13,537.39			13,537.39
2017 559 MENTAL IMPAIRMENT CASELOAD	FIN CLEAR	17,521.79	TDOA MBIA		17,521.79
2017 560 SALARY ADJUSTMENT FOR JUV PR	FIN CLEAR	1.33-	TDOA MBIA		1.33-
2017 562 TITLE IV-E FEDERAL FOSTER CA	FIN CLEAR		TDOA MBIA		
2017 563 FRUITVALE WATER TDHCA 720076			MBIA		

FUND NAME	CHECKING ACCOUNT	CHECKING AMOUNT	TDOA ACCOUNT	TDOA AMOUNT	FUND TOTAL
2017 564 ICB	FIN CLEAR				
2017 565 INDIGENT DEFENSE GRANT	FIN CLEAR	29.98	TDOA	304.37	334.35
2017 567 ABATEMENT OFFICER	FIN CLEAR	46,035.73	TDOA		46,035.73
2017 568 TECHNOLOGY RESOURCES	FIN CLEAR	1.50	TDOA		1.50
2017 569 HAVA ELECTION GRANT	FIN CLEAR	6,250.00			6,250.00
2017 570 GOLDEN WATER SUPPLY CORP					
2017 580 D.A. CHECK COLLECTION FUND	FIN CLEAR	8,993.53	TDOA MBIA	10,116.21	19,109.74
2017 591 CONSTABLE #1 TLEOSE FUND	FIN CLEAR	234.37	TDOA MBIA		234.37
2017 592 CONSTABLE #2 TLEOSE FUND	FIN CLEAR	604.68	MBIA		604.68
2017 593 CONSTABLE #3 TLEOSE FUND	FIN CLEAR		MBIA		
2017 594 CONSTABLE #4 TLEOSE FUND	FIN CLEAR	3,515.43	TDOA MBIA		3,515.43
2017 595 SHERIFF TLEOSE FUND	FIN CLEAR	6,915.14	MBIA		6,915.14
2017 596 DA TLEOSE FUND	FIN CLEAR	1,436.88	MBIA		1,436.88
2017 597 VZC COMMISSARY PERSONNEL FUN	FIN CLEAR	2.41-	MBIA		2.41-
2017 598 SHERIFF - CANINE DRUG ACCOUN	FIN CLEAR		MBIA		
2017 600 JUSTICE COURT TECHNOLOGY FUN	FIN CLEAR	6,519.20	TDOA MBIA	20,013.74	26,532.94
2017 601 VZC COURTHOUSE BEAUTIFICATIO	FIN CLEAR				
2017 602 CHILD ADVOCACY	FIN CLEAR	9.08			9.08
2017 800 CONTRIBUTION RELIEF FUND	FIN CLEAR		TDOA	16,082.93	16,082.93
2017 801 HURRICANE RITA - ASSISTANCE	FIN CLEAR		TDOA		
2017 802 VETERAN'S MEMORIAL WALL FUN	FIN CLEAR	.55	TDOA		.55
2017 803 HISTORICAL COMMISSION	FIN CLEAR	9,522.21	TDOA	.16	9,522.37
2017 804 VAN TORNADO-ASSISTANCE	FIN CLEAR	43,988.47-			43,988.47-
2017 805 FEMA - DEC 2015 STORM	FIN CLEAR	470.66	TDOA		470.66
		-----		-----	-----
TOTAL		1,170,040.06		3,694,758.68	4,864,798.74

CHECK ACCOUNT	CHECK
ACCOUNT BALANCE - FIN CLEAR	410,054.59
ACCOUNT BALANCE - CTY JURY	5,123.00-
ACCOUNT BALANCE - ESCROW #1	3,093.01
ACCOUNT BALANCE - ESCROW #2	1,812.43
ACCOUNT BALANCE - ESCROW #3	1,165.76
ACCOUNT BALANCE - ESCROW #4	300.99
ACCOUNT BALANCE - ESCROW #5	800.52
ACCOUNT BALANCE - ESCROW #7	2,463.60
ACCOUNT BALANCE - ESCROW #8	6,158.11
ACCOUNT BALANCE - ESCROW #9	1,015.01
ACCOUNT BALANCE - ESCROW #11	2,809.18
ACCOUNT BALANCE - ESCROW #13	984.42
ACCOUNT BALANCE - ESCROW #14	1,157.99
ACCOUNT BALANCE - ESCROW #15	6,462.09
ACCOUNT BALANCE - ESCROW #16	2,938.69
ACCOUNT BALANCE - ESCROW #17	8,240.91
ACCOUNT BALANCE - ESCROW #18	8,745.41
ACCOUNT BALANCE - ESCROW #19	1,529.12
ACCOUNT BALANCE - ESCROW #22	2,295.81
ACCOUNT BALANCE - ESCROW #25	525.63
ACCOUNT BALANCE - ESCROW #27	2,914.43
ACCOUNT BALANCE - ESCROW #30	534.90
ACCOUNT BALANCE - ESCROW #31	327.07
ACCOUNT BALANCE - ESCROW #32	.01
ACCOUNT BALANCE - ESCROW #35	201.70
ACCOUNT BALANCE - ESCROW #36	3,114.43
ACCOUNT BALANCE - ESCROW #39	1,472.58
ACCOUNT BALANCE - ESCROW #40	1,420.06
ACCOUNT BALANCE - ESCROW #45	1,674.86
ACCOUNT BALANCE - ESCROW #55	367.93
ACCOUNT BALANCE - ESCROW #58	2,621.29
ACCOUNT BALANCE - ESCROW #60	183.60
ACCOUNT BALANCE - ESCROW #65	.02
ACCOUNT BALANCE - ESCROW #66	1,490.69
ACCOUNT BALANCE - ESCROW #69	5,008.89
ACCOUNT BALANCE - ESCROW #70	1,155.57
ACCOUNT BALANCE - ESCROW #72	4,272.42
ACCOUNT BALANCE - ESCROW #77	2,310.60
ACCOUNT BALANCE - ESCROW #79	353.23
ACCOUNT BALANCE - ESCROW #82	4,021.71
ACCOUNT BALANCE - ESCROW #84	637.86
ACCOUNT BALANCE - ESCROW #86	778.06
ACCOUNT BALANCE - ESCROW #88	4,553.27
ACCOUNT BALANCE - DEBT CL	473,194.41
ACCOUNT BALANCE - PAYCLEAR	200,000.20
<hr/>	
TOTAL	1,170,040.06
TDOA ACCOUNT	TDOA
ACCOUNT BALANCE - TDOA	2,949,896.66
ACCOUNT BALANCE - MBIA	744,862.02
<hr/>	
TOTAL	3,694,758.68

FUND NAME	***** MONTH TO DATE *****		***** YEAR TO DATE *****	
	REVENUES	EXPENSES	REVENUES	EXPENSES
2017 GENERAL FUND	829,445.66	805,006.25	851,194.09	1,731,388.69
2017 VZC EMPLOYEE BENEFITS FUND	.00	.00	.00	.00
2017 RESERVE FUNDS	.00	.00	262.99	.00
2017 SHERIFF FORFEITURE FUND	.00	.00	2.91	.00
2017 DA FORFEITURE FUND	.00	.00	.00	.00
2017 BUILDING SECURITY FUND	4,231.58	3,770.38	6,261.00	7,844.70
2017 JUSTICE COURT BLDG SECURITY	228.36	.00	228.36	183.00
2017 DA FORFEITURE FUND	.00	.00	.00	.00
2017 ROAD & BRIDGE - PCT. 1	77,583.55	88,260.10	110,952.25	128,579.39
2017 ROAD & BRIDGE - PCT. 2	101,504.75	370,159.69	150,961.43	408,579.84
2017 ROAD & BRIDGE - PCT. 3	92,123.50	81,577.58	126,085.44	109,204.85
2017 ROAD & BRIDGE - PCT. 4	76,682.06	136,575.99	140,618.72	201,370.34
2017 ROAD & BRIDGE - GEN	.00	2,937.68	.00	6,042.70
2017 COUNTY ROAD FUND - PCT. 1	.00	.00	.00	.00
2017 COUNTY ROAD FUND - PCT. 2	.00	.00	.00	.00
2017 COUNTY ROAD FUND - PCT. 3	.00	.00	.00	.00
2017 COUNTY ROAD FUND - PCT. 4	.00	.00	.00	.00
2017 VICTIM COORDINATOR GRANT	1,067.10	4,003.54	14,004.29	9,316.41
2017 DA FORFEITURE FUND II	.00	1,998.37	13,749.77	3,891.23
2017 CONSTABLE PCT #4 SEIZURE	.00	.00	1.79	.00
2017 COUNTY LAW LIBRARY FUND	2,870.00	1,651.00	2,885.77	5,328.41
2017 COUNTY FREE LIBRARY	10,828.75	9,287.76	20,891.96	17,441.24
2017 COMMUNITY LIBRARY CONTRIBUTION	.00	.00	.00	.00
2017 DIGITIZE RECORDS	910.00	3,712.00	925.88	3,712.00
2017 SUPPLEMENTAL GUARDIANSHIP	360.00	.00	363.56	.00
2017 COUNTY CHILD ABUSE PREVENTION	67.34	.00	67.34	.00

FUND NAME	***** MONTH TO DATE *****		***** YEAR TO DATE *****	
	REVENUES	EXPENSES	REVENUES	EXPENSES
2017 COURT RELATED PROGRAMS	.00	.00	2.91	.00
2017 COUNTY & DISTRICT TECH FUND	113.18	.00	113.34	.00
2017 CAPITALCREDITSECONOMICDEVELOP	.00	.00	58.20	.00
2017 COMBINEDCCOURTECHNOLOGYFUND	350.00	.00	356.17	.00
2017 CHAPTER 19	1,143.21	.00	1,143.21	.00
2017 COUNTY RECORDS FUND	1,463.31	.00	1,486.03	346.00
2017 COUNTY CLERK RECORDS FUND	9,724.99	8,982.14	9,751.68	11,714.05
2017 DISTRICT CLERK RECORDS FUND	391.67	.00	399.91	.00
2017 COUNTY CLERK ARCHIVE	8,977.00	.00	9,055.13	.00
2017 CAPTIAL PROJECT W P ANNEX	.00	.00	.00	.00
2017 CAPITAL PROJECT ROADS PCT NO 1	.00	.00	.00	.00
2017 CAPITAL PROJECT ROADS PCT NO 2	.00	.00	.00	.00
2017 CAPITAL PROJECT ROADS PCT NO 3	.00	.00	.00	.00
2017 CAPITAL PROJECT ROADS PCT NO 4	.00	.00	.00	.00
2017 PERMANENT IMPROVEMENT FUND	.00	.00	.00	.00
2017 RIGHT-OF-WAY FUND	.00	.00	.00	.00
2017 TAX ANTICIPATION NOTES	.00	.00	.00	.00
2017 DEBT SERVICE FUND	73,262.25	448,280.40	73,639.60	448,280.40
2017 VZC INDIGENT HEALTH PROGRAM	17,529.22	11,962.12	35,058.44	17,100.79
2017 SOIL CONSERVATION DIST FUND	250.00	.00	506.49	.00
2017 APPELLATE JUSTICE SYSTEM FUND	410.00	.00	410.00	1,120.00
2017 PAYROLL CLEARING ACCOUNT.	.00	.00	.00	.00
2017 GEN FIXED ASSETS ACCOUNT GRP	.00	.00	.00	.00
2017 LONG TERM DEBT GROUP	.00	.00	.00	.00
2017 911 RURAL ADDRESSING PROJECT	.00	.00	.00	.00
2017 VAN ZANDT COUNTY JAIL	179,846.94	120,609.06	359,301.11	258,300.02

FUND NAME	***** MONTH TO DATE *****		***** YEAR TO DATE *****	
	REVENUES	EXPENSES	REVENUES	EXPENSES
2017 VAN ZANDT COUNTY SHERIFF DEPT	354,997.67	268,888.60	559,414.34	474,540.18
2017 CAPITAL MURDER	.00	.00	.05	.00
2017 HOMELAND SECURITY GRANT	.00	.00	.00	.00
2017 LAW ENFORCEMENT BLOCK 2001	.00	.00	.00	.00
2017 LAW ENFORCEMENT BLOCK 2003	.00	.00	.00	.00
2017 HOMELAND SECURITY GRANT P25 CO	.00	.00	.00	.00
2017 MOBILE VIDEO REPLACEMENT GRANT	.00	.00	.00	.00
2017 BULLET PROOF VEST GRANT	.00	.00	.00	.00
2017 BURN JAG GRANT	.00	.00	.00	.00
2017 BYRNE JAG LOCAL GRANT	.00	.00	.00	.00
2017 SOLID WASTE GRANT	.00	.00	.00	.00
2017 MOBILE VIDEO REPLACEMENT GRANT	.00	.00	.00	.00
2017 CAPITAL PROJECT ROADS PCT NO 1	.00	.00	.00	.00
2017 CAPITAL PROJECT ROADS PCT NO 2	.00	.00	.00	.00
2017 CAPITAL PROJECT PCT 3	.00	.00	.00	.00
2017 CAPITAL PROJECT PCT 4	.00	.00	.00	.00
2017 FRUITVALE 2011 TXCDBG 710056	.00	.00	.00	.00
2017 BENWHEELERWSC 71348911131115	.00	.00	.00	.00
2017 LITTLEHOPEMOOREWSC713026081315	.00	.00	.00	.00
2017 PRETRIAL SUPERVISION	4,543.71	3,483.17	11,115.55	8,538.25
2017 COMMUNITY SUP & CORRECTIONS	72,939.47	36,440.73	162,184.16	92,645.43
2017 ADULT PROBATION CIVIL	2,374.00	2,391.06	5,723.04	6,569.43
2017 HIGH RISK SUBSTANCE ABUSE -CCP	7,781.25	2,994.14	15,562.50	7,903.17
2017 HIGH RISK SEX OFFENDER -CCP	12,525.75	3,759.90	25,051.50	9,924.25
2017 GRANT C COMMIT REDUCTION PROG	5,193.00	4,458.80	20,771.00	12,253.60
2017 JUVENILE PROBATION FUND	36,970.51	41,065.60	114,573.63	115,447.01

FUND NAME	***** MONTH TO DATE *****		***** YEAR TO DATE *****	
	REVENUES	EXPENSES	REVENUES	EXPENSES
2017 VZCJPD STATE AID GRANT	59,095.00	49,074.33	145,152.00	90,231.38
2017 VZCJPD PROGRESSIVE SANCTIONS	.00	.00	.00	.00
2017 VZCJPD - GRANT N	8,070.00	7,357.41	32,278.00	15,898.88
2017 D A SUPPLEMENTAL FUND	.00	610.78	1.46	1,324.26
2017 VOICES - JUV CJD GRANT	.00	4,491.72	13,899.54	10,335.01
2017 ETCOG RESIDENTIAL	400.00	1,950.00	3,200.00	2,811.00
2017 V - JUV PROB POST FUND	.00	.00	.00	.00
2017 GRANT L SECURE FELONY REIMB	.00	.00	.00	.00
2017 JUVENILE PROBATION INTEREST	.65	.00	9.79	.00
2017 GRANT H-DIVERSION RESIDENTIAL	.00	.00	.00	.00
2017 GRANT I	.00	.00	.00	.00
2017 GRANT S	4,451.00	3,482.55	17,804.00	4,452.21
2017 MENTAL IMPAIRMENT CASELOAD	8,618.00	4,917.02	17,236.00	12,977.23
2017 SALARY ADJUSTMENT FOR JUV PROB	.00	.00	.00	.00
2017 TITLE IV-E FEDERAL FOSTER CARE	.00	.00	.00	.00
2017 FRUITVALE WATER TDHCA 720076	.00	.00	.00	.00
2017 ICB	.00	.00	.00	.00
2017 INDIGENT DEFENSE GRANT	.00	1,847.03	.09	3,842.94
2017 ABATEMENT OFFICER	7,025.00	8,838.05	7,025.00	19,239.73
2017 TECHNOLOGY RESOURCES	.00	.00	.00	.00
2017 HAVA ELECTION GRANT	.00	.00	.00	.00
2017 GOLDEN WATER SUPPLY CORP	.00	.00	.00	.00
2017 D.A. CHECK COLLECTION FUND	165.82	351.06	229.08	705.26
2017 CONSTABLE #1 TLEOSE FUND	.00	.00	.00	.00
2017 CONSTABLE #2 TLEOSE FUND	.00	.00	.00	.00
2017 CONSTABLE #3 TLEOSE FUND	.00	.00	.00	.00

FUND NAME	***** MONTH TO DATE *****		***** YEAR TO DATE *****	
	REVENUES	EXPENSES	REVENUES	EXPENSES
2017 CONSTABLE #4 TLEOSE FUND	.00	.00	.00	.00
2017 SHERIFF TLEOSE FUND	.00	1,646.69	.00	1,646.69
2017 DA TLEOSE FUND	.00	.00	.00	.00
2017 VZC COMMISSARY PERSONNEL FUND	.00	.00	.00	2.41
2017 SHERIFF - CANINE DRUG ACCOUNT	.00	.00	.00	.00
2017 JUSTICE COURT TECHNOLOGY FUND	925.57	.00	932.02	.00
2017 VZC COURTHOUSE BEAUTIFICATION	.00	.00	.00	.00
2017 CHILD ADVOCACY	.00	.00	.00	.00
2017 CONTRIBUTION RELIEF FUND	.00	.00	.00	.00
2017 HURRICANE RITA - ASSISTANCE	.00	.00	.00	.00
2017 VETERAN'S MEMORIAL WALL FUND	.00	.00	.00	.00
2017 HISTORICAL COMMISSION	395.00	.00	395.00	.00
2017 VAN TORNADO-ASSISTANCE	.00	.00	40,299.19	40,299.19
2017 FEMA - DEC 2015 STORM	.00	.00	.00	.00
	-----	-----	-----	-----
TOTAL	2,077,835.82	2,546,822.70	3,123,596.71	4,301,331.57

ACCOUNT NAME	BEGINNING CASH BALANCE	CASH RECEIPTS	CASH DISBURSEMENTS	ENDING CASH BALANCE
2017 010 GENERAL FUND				
COINS	1.00	.00	.00	1.00
CASH	1,107,454.80-	1,077,226.98	938,189.71-	968,417.53-
RETURNED CHECK FEES	.00	.00	.00	.00
AMERICAN NATIONAL CASH	.00	.00	.00	.00
VZC JURY CASH CLEARING	2,875.00	40.00	8,038.00-	5,123.00-
VZC CHECKING DEBT SERVICE	.00	.00	.00	.00
PETTY CASH COLLECTION-PCT. 1	100.00	.00	.00	100.00
PETTY CASH-CTY CLERK	500.00	.00	.00	500.00
PETTY CASH-DIST CLERK	400.00	.00	.00	400.00
COUNTY COURT JURY CASH	.00	.00	.00	.00
DISTRICT COURT JURY CASH	.00	.00	.00	.00
PETTY CASH-JP #1	200.00	.00	.00	200.00
PETTY CASH-JP #2	200.00	.00	.00	200.00
PETTY CASH - JP#4	200.00	.00	.00	200.00
PETTY CASH-SHERIFF	200.00	.00	.00	200.00
PETTY CASH-TAX COLLECTOR	3,000.00	.00	.00	3,000.00
PETTY CASH - TAX COLL (BOAT)	.00	.00	.00	.00
PETTY CASH-TAX (BOAT CK ACCT)	2.70	.00	.00	2.70
TIME DEPOSIT ON ACCOUNT	177.59	.00	.00	177.59
MBIA MUNICIPAL INVESTORS SERV	.00	.00	.00	.00
FUND TOTALS	1,099,598.51-	1,077,266.98	946,227.71-	968,559.24-
2017 011 VZC EMPLOYEE BENEFITS FUND				
VZC BENEFIT RESERVE	.00	.00	.00	.00
CLAIMS CLEARING ACCOUNT	.00	.00	.00	.00
INTER ACCOUNT CLEARING TRANSFE	.00	.00	.00	.00
FUND TOTALS	.00	.00	.00	.00
2017 012 RESERVE FUNDS				
CASH	.00	.00	.00	.00
TIME DEPOSIT ON ACCOUNT	545.25	.00	.00	545.25
MBIA MUNICIPAL INVESTORS SERV	720.47	.00	.00	720.47
FUND TOTALS	1,265.72	.00	.00	1,265.72
2017 015 SHERIFF FORFEITURE FUND				
CASH	18,572.93	.00	.00	18,572.93
AMERICAN NATIONAL CASH	.00	.00	.00	.00
CASH-OTHER	.00	.00	.00	.00
TIME DEPOSIT ON ACCOUNT	9,034.31	.00	.00	9,034.31
MBIA MUNICIPAL INVESTORS SERV	.00	.00	.00	.00
FUND TOTALS	27,607.24	.00	.00	27,607.24
2017 016 DA FORFEITURE FUND				
CASH	.00	.00	.00	.00
D. A. ESCROW/BART ROGERS	3,093.01	.00	.00	3,093.01
D. A. ESCROW/HURST-LANE	1,812.43	.00	.00	1,812.43
D. A. ESCROW/CALE	1,165.76	.00	.00	1,165.76
D. A. ESCROW/HALL	300.99	.00	.00	300.99
D. A. ESCROW/RANDALL MOORE	800.52	.00	.00	800.52
D. A. ESCROW/	.00	.00	.00	.00
D. A. ESCROW/DALTON KING	2,463.60	.00	.00	2,463.60
D. A. ESCROW/TONY HAMPA	6,158.11	.00	.00	6,158.11
D. A. ESCROW/STANLEY CRAVEN	1,015.01	.00	.00	1,015.01
D. A. ESCROW/	.00	.00	.00	.00
D. A. ESCROW/CULPEPPER	2,809.18	.00	.00	2,809.18

ACCOUNT NAME	BEGINNING CASH BALANCE	CASH RECEIPTS	CASH DISBURSEMENTS	ENDING CASH BALANCE
D. A. ESCROW/	.00	.00	.00	.00
D. A. ESCROW/	.00	.00	.00	.00
D. A. ESCROW/	.00	.00	.00	.00
D. A. ESCROW/	.00	.00	.00	.00
D. A. ESCROW/	.00	.00	.00	.00
D. A. ESCROW/RODERICK LANDON	8,240.91	.00	.00	8,240.91
D. A. ESCROW/LARRY C. STANFORD	8,745.41	.00	.00	8,745.41
D. A. ESCROW/ROY A. PETERSON	1,529.12	.00	.00	1,529.12
D. A. ESCROW/	.00	.00	.00	.00
D. A. ESCROW/	.00	.00	.00	.00
D. A. ESCROW/JERRY WHITE, JR.	2,295.81	.00	.00	2,295.81
D. A. ESCROW/	.00	.00	.00	.00
D. A. ESCROW/	.00	.00	.00	.00
D. A. ESCROW/JAMES F CLINTON	525.63	.00	.00	525.63
D. A. ESCROW/	.00	.00	.00	.00
D. A. ESCROW/HEREDIA	2,914.43	.00	.00	2,914.43
D. A. ESCROW/	.00	.00	.00	.00
D. A. ESCROW/	.00	.00	.00	.00
D. A. ESCROW/A. RIOS	534.90	.00	.00	534.90
D. A. ESCROW/G. CAMARILLO	327.07	.00	.00	327.07
D. A. ESCROW/YOW, KENNERLY, GENT	.01	.00	.00	.01
D. A. ESCROW/	.00	.00	.00	.00
D. A. ESCROW/	.00	.00	.00	.00
D. A. ESCROW/DESARAE DAVIS	201.70	.00	.00	201.70
D. A. ESCROW/ROLAND & PLATT	3,114.43	.00	.00	3,114.43
D. A. ESCROW/	.00	.00	.00	.00
D. A. ESCROW/	.00	.00	.00	.00
D. A. ESCROW/RODNEY ROSS	1,472.58	.00	.00	1,472.58
D. A. ESCROW/POTTROFF	1,420.06	.00	.00	1,420.06
D. A. ESCROW/	.00	.00	.00	.00
D. A. ESCROW/	.00	.00	.00	.00
D. A. ESCROW/	.00	.00	.00	.00
D. A. ESCROW/	.00	.00	.00	.00
D. A. ESCROW/	.00	.00	.00	.00
D. A. ESCROW/	.00	.00	.00	.00
D. A. ESCROW/	.00	.00	.00	.00
D. A. ESCROW/	.00	.00	.00	.00
D. A. ESCROW/	.00	.00	.00	.00
D. A. ESCROW/	.00	.00	.00	.00
D. A. ESCROW/	.00	.00	.00	.00
D. A. ESCROW/DOUG MILLER	367.93	.00	.00	367.93
D. A. ESCROW/	.00	.00	.00	.00
D. A. ESCROW/	.00	.00	.00	.00
D. A. ESCROW/BRIAN BOWERS	2,621.29	.00	.00	2,621.29
D. A. ESCROW/	.00	.00	.00	.00
D. A. ESCROW/SANDRA HOLDER	183.60	.00	.00	183.60
D. A. ESCROW/	.00	.00	.00	.00
D. A. ESCROW/	.00	.00	.00	.00
D. A. ESCROW/	.00	.00	.00	.00
D. A. ESCROW/	.00	.00	.00	.00
D. A. ESCROW/	.00	.00	.00	.00
D. A. ESCROW/HARRIS 552801	.02	.00	.00	.02
D. A. ESCROW/	1,490.69	.00	.00	1,490.69
D. A. ESCROW/	.00	.00	.00	.00
D. A. ESCROW/	.00	.00	.00	.00

ACCOUNT NAME	BEGINNING CASH BALANCE	CASH RECEIPTS	CASH DISBURSEMENTS	ENDING CASH BALANCE
D. A. ESCROW/JOHN H TUCKER	5,008.89	.00	.00	5,008.89
D. A. ESCROW/BOWERS	1,155.57	.00	.00	1,155.57
D. A. ESCROW/	.00	.00	.00	.00
D. A. ESCROW/BILLINGTON	4,272.42	.00	.00	4,272.42
D. A. ESCROW/	.00	.00	.00	.00
D. A. ESCROW/	.00	.00	.00	.00
D. A. ESCROW/	.00	.00	.00	.00
D. A. ESCROW/	.00	.00	.00	.00
D. A. ESCROW/CALVERT WILSON	2,310.60	.00	.00	2,310.60
D. A. ESCROW/	.00	.00	.00	.00
D. A. ESCROW/WALTER MAYS	353.23	.00	.00	353.23
D. A. ESCROW/	.00	.00	.00	.00
D. A. ESCROW/	.00	.00	.00	.00
D. A. ESCROW/GONZALES	4,021.71	.00	.00	4,021.71
D. A. ESCROW/	.00	.00	.00	.00
D. A. ESCROW/JASMINE GONZALEZ	637.86	.00	.00	637.86
D. A. ESCROW/	.00	.00	.00	.00
D. A. ESCROW/TAVARCHIE HARDING	778.06	.00	.00	778.06
D. A. ESCROW/	.00	.00	.00	.00
D. A. ESCROW/MICHAEL WOOD	4,553.27	.00	.00	4,553.27
TIME DEPOSIT ON ACCOUNT	.00	.00	.00	.00
MBIA MUNICIPAL INVESTORS SERV	.00	.00	.00	.00
FUND TOTALS	78,695.81	.00	.00	78,695.81
2017 017 BUILDING SECURITY FUND				
CASH	3,897.82	4,231.58	3,361.74-	4,767.66
TIME DEPOSIT ON ACCOUNT	.00	.00	.00	.00
MBIA MUNICIPAL INVESTORS SERV	.00	.00	.00	.00
FUND TOTALS	3,897.82	4,231.58	3,361.74-	4,767.66
2017 018 JUSTICE COURT BLDG SECURITY				
CASH	8,164.10	228.36	65.00-	8,327.46
TIME DEPOSIT ON ACCOUNT	.00	.00	.00	.00
FUND TOTALS	8,164.10	228.36	65.00-	8,327.46
2017 019 DA FORFEITURE FUND				
CASH	.00	.00	.00	.00
D. A. ESCROW/	.00	.00	.00	.00
D. A. ESCROW/	.00	.00	.00	.00
D. A. ESCROW/	.00	.00	.00	.00
D. A. ESCROW/	.00	.00	.00	.00
D. A. ESCROW/	.00	.00	.00	.00
D. A. ESCROW/	.00	.00	.00	.00
D. A. ESCROW/	.00	.00	.00	.00
D. A. ESCROW/	.00	.00	.00	.00
D. A. ESCROW/	.00	.00	.00	.00
D. A. ESCROW/	.00	.00	.00	.00
D. A. ESCROW/	.00	.00	.00	.00
D. A. ESCROW/	.00	.00	.00	.00
D. A. ESCROW/	.00	.00	.00	.00
D. A. ESCROW/	.00	.00	.00	.00
D. A. ESCROW/	.00	.00	.00	.00
D. A. ESCROW/	.00	.00	.00	.00
D. A. ESCROW/BECKY SNELL	984.42	.00	.00	984.42
D. A. ESCROW/APOLONIO CAZAREZ	1,157.99	.00	.00	1,157.99
D. A. ESCROW/MARIE WALL	6,462.09	.00	.00	6,462.09
D. A. ESCROW/RICHARD SMITTY	2,938.69	.00	.00	2,938.69
D. A. ESCROW/	.00	.00	.00	.00
D. A. ESCROW/	.00	.00	.00	.00
D. A. ESCROW/	.00	.00	.00	.00
D. A. ESCROW/	.00	.00	.00	.00

ACCOUNT NAME	BEGINNING CASH BALANCE	CASH RECEIPTS	CASH DISBURSEMENTS	ENDING CASH BALANCE
D. A. ESCROW/	.00	.00	.00	.00
D. A. ESCROW/	.00	.00	.00	.00
D. A. ESCROW/	.00	.00	.00	.00
D. A. ESCROW/	.00	.00	.00	.00
D. A. ESCROW/	.00	.00	.00	.00
D. A. ESCROW/	.00	.00	.00	.00
D. A. ESCROW/	.00	.00	.00	.00
D. A. ESCROW/	.00	.00	.00	.00
D. A. ESCROW/	.00	.00	.00	.00
D. A. ESCROW/	.00	.00	.00	.00
TIME DEPOSIT ON ACCOUNT	.00	.00	.00	.00
MBIA MUNICIPAL INVESTORS SERV	.00	.00	.00	.00
FUND TOTALS	13,218.05	.00	.00	13,218.05
2017 021 ROAD & BRIDGE - PCT. 1				
CASH	138,975.49	127,583.55	132,676.83-	133,882.21
TIME DEPOSIT ON ACCOUNT	221,759.76	.00	50,000.00-	171,759.76
MBIA MUNICIPAL INVESTORS SERV	3.42	.00	.00	3.42
FUND TOTALS	360,738.67	127,583.55	182,676.83-	305,645.39
2017 022 ROAD & BRIDGE - PCT. 2				
CASH	670,307.47	251,573.91	412,548.83-	509,332.55
TIME DEPOSIT ON ACCOUNT	675,248.42	.00	150,000.00-	525,248.42
MBIA MUNICIPAL INVESTORS SERV	388,916.63	.00	.00	388,916.63
FUND TOTALS	1,734,472.52	251,573.91	562,548.83-	1,423,497.60
2017 023 ROAD & BRIDGE - PCT. 3				
CASH	153,375.34	92,123.50	147,713.90-	97,784.94
TIME DEPOSIT ON ACCOUNT	251,730.86	.00	.00	251,730.86
MBIA MUNICIPAL INVESTORS SERV	.65	.00	.00	.65
FUND TOTALS	405,106.85	92,123.50	147,713.90-	349,516.45
2017 024 ROAD & BRIDGE - PCT. 4				
CASH	78,234.77	91,695.08	94,131.79-	75,798.06
TIME DEPOSIT ON ACCOUNT	25,950.07	.00	.00	25,950.07
MBIA MUNICIPAL INVESTORS SERV	109,439.67	.00	.00	109,439.67
FUND TOTALS	213,624.51	91,695.08	94,131.79-	211,187.80
2017 026 ROAD & BRIDGE - GEN				
CASH	5,594.52-	.00	2,633.14-	8,227.66-
TIME DEPOSIT ON ACCOUNT	.00	.00	.00	.00
MBIA MUNICIPAL INVESTORS SERV	.00	.00	.00	.00
FUND TOTALS	5,594.52-	.00	2,633.14-	8,227.66-
2017 031 COUNTY ROAD FUND - PCT. 1				
CASH	3,488.72	.00	.00	3,488.72
TIME DEPOSIT ON ACCOUNT	2,000.00	.00	.00	2,000.00
MBIA MUNICIPAL INVESTORS SERV	.00	.00	.00	.00
FUND TOTALS	5,488.72	.00	.00	5,488.72
2017 032 COUNTY ROAD FUND - PCT. 2				
CASH	434.00-	.00	.00	434.00-
TIME DEPOSIT ON ACCOUNT	.00	.00	.00	.00
MBIA MUNICIPAL INVESTORS SERV	.00	.00	.00	.00
FUND TOTALS	434.00-	.00	.00	434.00-
2017 033 COUNTY ROAD FUND - PCT. 3				
CASH	.00	.00	.00	.00

ACCOUNT NAME	BEGINNING CASH BALANCE	CASH RECEIPTS	CASH DISBURSEMENTS	ENDING CASH BALANCE
TIME DEPOSIT ON ACCOUNT	.00	.00	.00	.00
MBIA MUNICIPAL INVESTORS SERV	.00	.00	.00	.00
FUND TOTALS	.00	.00	.00	.00
2017 034 COUNTY ROAD FUND - PCT. 4				
CASH	.00	.00	.00	.00
TIME DEPOSIT ON ACCOUNT	.00	.00	.00	.00
MBIA MUNICIPAL INVESTORS SERV	.00	.00	.00	.00
FUND TOTALS	.00	.00	.00	.00
2017 035 VICTIM COORDINATOR GRANT				
CASH	6,617.07-	1,177.10	3,660.20-	9,100.17-
TIME DEPOSIT ON ACCOUNT	.00	.00	.00	.00
MBIA MUNICIPAL INVESTORS SERV	.00	.00	.00	.00
FUND TOTALS	6,617.07-	1,177.10	3,660.20-	9,100.17-
2017 036 DA FORFEITURE FUND II				
CASH	25,504.38	.00	1,782.51-	23,721.87
TIME DEPOSIT ON ACCOUNT	76,772.67	.00	.00	76,772.67
MBIA MUNICIPAL INVESTORS SERV	.00	.00	.00	.00
FUND TOTALS	102,277.05	.00	1,782.51-	100,494.54
2017 037 CONSTABLE PCT #4 SEIZURE				
CASH	1,357.34	.00	144.00-	1,213.34
TIME DEPOSIT ON ACCOUNT	5,573.92	.00	.00	5,573.92
MBIA MUNICIPAL INVESTORS SERV	.00	.00	.00	.00
FUND TOTALS	6,931.26	.00	144.00-	6,787.26
2017 040 COUNTY LAW LIBRARY FUND				
CASH	2,139.11	2,870.00	2,672.41-	2,336.70
TIME DEPOSIT ON ACCOUNT	48,877.47	.00	.00	48,877.47
MBIA MUNICIPAL INVESTORS SERV	.00	.00	.00	.00
FUND TOTALS	51,016.58	2,870.00	2,672.41-	51,214.17
2017 042 COUNTY FREE LIBRARY				
CASH	36,092.97	10,828.75	8,558.44-	38,363.28
TIME DEPOSIT ON ACCOUNT	.00	.00	.00	.00
MBIA MUNICIPAL INVESTORS SERV	.00	.00	.00	.00
FUND TOTALS	36,092.97	10,828.75	8,558.44-	38,363.28
2017 043 COMMUNITY LIBRARY CONTRIBUTION				
CASH	407.10	.00	.00	407.10
TIME DEPOSIT ON ACCOUNT	.00	.00	.00	.00
MBIA MUNICIPAL INVESTORS SERV	.00	.00	.00	.00
FUND TOTALS	407.10	.00	.00	407.10
2017 047 DIGITIZE RECORDS				
CASH	7,170.80	910.00	3,712.00-	4,368.80
TIME DEPOSIT ON ACCOUNT	49,225.95	.00	.00	49,225.95
MBIA	.00	.00	.00	.00
FUND TOTALS	56,396.75	910.00	3,712.00-	53,594.75
2017 048 SUPPLEMENTAL GUARDIANSHIP				
CASH	13,438.28	360.00	.00	13,798.28
TEXPOOL	11,048.06	.00	.00	11,048.06
FUND TOTALS	24,486.34	360.00	.00	24,846.34
2017 049 COUNTY CHILD ABUSE PREVENTION				
CASH	4,319.47	67.34	.00	4,386.81

ACCOUNT NAME	BEGINNING CASH BALANCE	CASH RECEIPTS	CASH DISBURSEMENTS	ENDING CASH BALANCE
TIME DEPOSIT ON ACCOUNT	<u>1.83</u>	<u>.00</u>	<u>.00</u>	<u>1.83</u>
FUND TOTALS	4,321.30	67.34	.00	4,388.64
2017 050 COURT RELATED PROGRAMS				
CASH	6,211.76	.00	.00	6,211.76
TIME DEPOSIT ON ACCOUNT	9,037.29	.00	.00	9,037.29
MBIA MUNICIPAL INVESTORS SERV	<u>.00</u>	<u>.00</u>	<u>.00</u>	<u>.00</u>
FUND TOTALS	15,249.05	.00	.00	15,249.05
2017 052 COUNTY & DISTRICT TECH FUND				
CASH	6,173.84	113.18	.00	6,287.02
TIME DEPOSIT ON ACCOUNT	.00	.00	.00	.00
MBIA	<u>.00</u>	<u>.00</u>	<u>.00</u>	<u>.00</u>
FUND TOTALS	6,173.84	113.18	.00	6,287.02
2017 053 CAPITALCREDITSECONOMICDEVELOP				
CASH	5,810.22	.00	.00	5,810.22
TIME DEPOSIT ON ACCOUNT	<u>180,346.14</u>	<u>.00</u>	<u>.00</u>	<u>180,346.14</u>
FUND TOTALS	186,156.36	.00	.00	186,156.36
2017 054 COMBINEDCCOURTTECHNOLOGYFUND				
CASH	5,327.71	350.00	.00	5,677.71
TIME DEPOSIT ON ACCOUNT	19,139.57	.00	.00	19,139.57
MBIA MUNICIPAL INVESTORS SERV	<u>.00</u>	<u>.00</u>	<u>.00</u>	<u>.00</u>
FUND TOTALS	24,467.28	350.00	.00	24,817.28
2017 055 CHAPTER 19				
	1,327.25-	1,143.21	.00	184.04-
TIME DEPOSIT ON ACCOUNT	.00	.00	.00	.00
MBIA	<u>.00</u>	<u>.00</u>	<u>.00</u>	<u>.00</u>
FUND TOTALS	1,327.25-	1,143.21	.00	184.04-
2017 056 COUNTY RECORDS FUND				
CASH	17,076.32	1,463.31	145.00-	18,394.63
TIME DEPOSIT ON ACCOUNT	67,653.86	.00	.00	67,653.86
MBIA MUNICIPAL INVESTORS SERV	<u>.00</u>	<u>.00</u>	<u>.00</u>	<u>.00</u>
FUND TOTALS	84,730.18	1,463.31	145.00-	86,048.49
2017 057 COUNTY CLERK RECORDS FUND				
CASH	16,416.23	9,724.99	11,714.05-	14,427.17
TIME DEPOSIT ON ACCOUNT	82,710.14	.00	.00	82,710.14
MBIA MUNICIPAL INVESTORS SERV	<u>.00</u>	<u>.00</u>	<u>.00</u>	<u>.00</u>
FUND TOTALS	99,126.37	9,724.99	11,714.05-	97,137.31
2017 058 DISTRICT CLERK RECORDS FUND				
CASH	13,696.55	391.67	.00	14,088.22
TIME DEPOSIT ON ACCOUNT	<u>25,226.51</u>	<u>.00</u>	<u>.00</u>	<u>25,226.51</u>
FUND TOTALS	38,923.06	391.67	.00	39,314.73
2017 059 COUNTY CLERK ARCHIVE				
CASH	56,174.25	8,977.00	.00	65,151.25
TIME DEPOSIT ON ACCOUNT	<u>225,429.65</u>	<u>.00</u>	<u>.00</u>	<u>225,429.65</u>
FUND TOTALS	281,603.90	8,977.00	.00	290,580.90
2017 060 CAPTIAL PROJECT W P ANNEX				
CASH	.00	.00	.00	.00
TIME DEPOSIT ON ACCOUNT	.00	.00	.00	.00

ACCOUNT NAME	BEGINNING CASH BALANCE	CASH RECEIPTS	CASH DISBURSEMENTS	ENDING CASH BALANCE
MBIA MUNICIPAL INVESTOR SERVIC	.00	.00	.00	.00
FUND TOTALS	.00	.00	.00	.00
2017 061 CAPITAL PROJECT ROADS PCT NO 1				
CASH	171.63	.00	.00	171.63
TIME DEPOSIT ON ACCOUNT	.00	.00	.00	.00
MBIA MUNICIPAL INVESTOR SERVIC	.00	.00	.00	.00
FUND TOTALS	171.63	.00	.00	171.63
2017 062 CAPITAL PROJECT ROADS PCT NO 2				
CASH	.00	.00	.00	.00
TIME DEPOSIT ON ACCOUNT	.00	.00	.00	.00
MBIA MUNICIPAL INVESTORS SER	.00	.00	.00	.00
FUND TOTALS	.00	.00	.00	.00
2017 063 CAPITAL PROJECT ROADS PCT NO 3				
CASH	.00	.00	.00	.00
TIME DEPOSIT ON ACCOUNT	.00	.00	.00	.00
MBIA MUNICIPAL INVESTORS SERV	.00	.00	.00	.00
FUND TOTALS	.00	.00	.00	.00
2017 064 CAPITAL PROJECT ROADS PCT NO 4				
CASH	.00	.00	.00	.00
TIME DEPOSIT ON ACCOUNT	.00	.00	.00	.00
MBIA MUNICIPAL INVESTORS SERV	.00	.00	.00	.00
FUND TOTALS	.00	.00	.00	.00
2017 070 PERMANENT IMPROVEMENT FUND				
CASH	.00	.00	.00	.00
TIME DEPOSIT ON ACCOUNT	.00	.00	.00	.00
MBIA MUNICIPAL INVESTORS SERV	.00	.00	.00	.00
FUND TOTALS	.00	.00	.00	.00
2017 075 RIGHT-OF-WAY FUND				
CASH	118.09	.00	.00	118.09
TIME DEPOSIT ON ACCOUNT	.00	.00	.00	.00
MBIA MUNICIPAL INVESTORS SERV	.00	.00	.00	.00
FUND TOTALS	118.09	.00	.00	118.09
2017 084 TAX ANTICIPATION NOTES				
CASH	24.23	.00	.00	24.23
TIME DEPOSIT ON ACCOUNT	.00	.00	.00	.00
MBIA	.00	.00	.00	.00
FUND TOTALS	24.23	.00	.00	24.23
2017 085 DEBT SERVICE FUND				
CASH	199,932.16	273,262.25	.00	473,194.41
TIME DEPOSIT ON ACCOUNT	635,711.12	.00	200,000.00-	435,711.12
MBIA MUNICIPAL INVESTORS SERV	245,781.18	.00	.00	245,781.18
FUND TOTALS	1,081,424.46	273,262.25	200,000.00-	1,154,686.71
2017 087 VZC INDIGENT HEALTH PROGRAM				
CASH	103,057.91	17,529.22	12,704.51-	107,882.62
TIME DEPOSIT ON ACCOUNT	.00	.00	.00	.00
MBIA MUNICIPAL INVESTORS SERV	.00	.00	.00	.00
FUND TOTALS	103,057.91	17,529.22	12,704.51-	107,882.62
2017 088 SOIL CONSERVATION DIST FUND				
CASH	492.01	250.00	.00	742.01

ACCOUNT NAME	BEGINNING CASH BALANCE	CASH RECEIPTS	CASH DISBURSEMENTS	ENDING CASH BALANCE
TIME DEPOSIT ON ACCOUNT	20,112.82	.00	.00	20,112.82
MBIA MUNICIPAL INVESTORS SERV	.00	.00	.00	.00
FUND TOTALS	20,604.83	250.00	.00	20,854.83
2017 090 APPELLATE JUSTICE SYSTEM FUND				
CASH	369.35	410.00	.00	779.35
TIME DEPOSIT ON ACCOUNT	.00	.00	.00	.00
MBIA MUNICIPAL INVESTORS SERV	.00	.00	.00	.00
FUND TOTALS	369.35	410.00	.00	779.35
2017 095 PAYROLL CLEARING ACCOUNT.				
CASH	200,000.20	.00	.00	200,000.20
MBIA MUNICIPAL INVESTORS SERV	.00	.00	.00	.00
FUND TOTALS	200,000.20	.00	.00	200,000.20
2017 096 GEN FIXED ASSETS ACCOUNT GRP				
MBIA MUNICIPAL INVESTORS SERV	.00	.00	.00	.00
FUND TOTALS	.00	.00	.00	.00
2017 097 LONG TERM DEBT GROUP				
MBIA MUNICIPAL INVESTORS SERV	.00	.00	.00	.00
FUND TOTALS	.00	.00	.00	.00
2017 130 911 RURAL ADDRESSING PROJECT				
CASH	.00	.00	.00	.00
TIME DEPOSIT ON ACCOUNT	.00	.00	.00	.00
MBIA MUNICIPAL INVESTORS SERV	.00	.00	.00	.00
OTHER CASH - 916055 B OF VZ	.00	.00	.00	.00
FUND TOTALS	.00	.00	.00	.00
2017 131 VAN ZANDT COUNTY JAIL				
CASH	42,368.95	265,821.55	303,224.36-	4,966.14
MEDICARE PAYABLE	.00	.00	.00	.00
VOUCHERS PAYABLE	.00	.00	.00	.00
TIME DEPOSIT ON ACCOUNT	.00	.00	.00	.00
MBIA MUNICIPAL INVESTORS SERV	.00	.00	.00	.00
FUND TOTALS	42,368.95	265,821.55	303,224.36-	4,966.14
2017 132 VAN ZANDT COUNTY SHERIFF DEPT				
CASH	22,271.17-	355,238.86	269,130.22-	63,837.47
TIME DEPOSIT ON ACCOUNT	.00	.00	.00	.00
MBIA MUNICIPAL INVESTORS SERV	.00	.00	.00	.00
FUND TOTALS	22,271.17-	355,238.86	269,130.22-	63,837.47
2017 135 CAPITAL MURDER				
CASH	.00	.00	.00	.00
TEXPOOL	184.23	.00	.00	184.23
FUND TOTALS	184.23	.00	.00	184.23
2017 136 HOMELAND SECURITY GRANT				
CASH	1,990.01	.00	.00	1,990.01
TIME DEPOSIT ON ACCOUNT	.00	.00	.00	.00
FUND TOTALS	1,990.01	.00	.00	1,990.01
2017 137 LAW ENFORCEMENT BLOCK 2001				
CASH	.00	.00	.00	.00
TIME DEPOSIT ON ACCOUNT	.00	.00	.00	.00

ACCOUNT NAME	BEGINNING CASH BALANCE	CASH RECEIPTS	CASH DISBURSEMENTS	ENDING CASH BALANCE
MBIA MUNICIPAL INVESTORS SERV	.00	.00	.00	.00
FUND TOTALS	.00	.00	.00	.00
2017 138 LAW ENFORCEMENT BLOCK 2003				
CASH	.00	.00	.00	.00
TIME DEPOSIT ON ACCOUNT	.00	.00	.00	.00
MBIA MUNICIPAL INVESTORS SERV	.00	.00	.00	.00
FUND TOTALS	.00	.00	.00	.00
2017 139 HOMELAND SECURITY GRANT P25 CO				
CASH	2,293.00-	.00	.00	2,293.00-
TIME DEPOSIT ON ACCOUNT	.00	.00	.00	.00
MBIA MUNICIPAL INVESTORS SERV	.00	.00	.00	.00
FUND TOTALS	2,293.00-	.00	.00	2,293.00-
2017 140 MOBILE VIDEO REPLACEMENT GRANT				
CASH	.00	.00	.00	.00
TDOA	.00	.00	.00	.00
FUND TOTALS	.00	.00	.00	.00
2017 141 BULLET PROOF VEST GRANT				
CASH	5,430.50-	.00	.00	5,430.50-
TIME DEPOSIT ON ACCOUNT	.00	.00	.00	.00
MBIA MUNICIPAL INVESTORS SERV	.00	.00	.00	.00
FUND TOTALS	5,430.50-	.00	.00	5,430.50-
2017 142 BURN JAG GRANT				
CASH	.00	.00	.00	.00
TIME DEPOSIT ON ACCOUNT	.00	.00	.00	.00
FUND TOTALS	.00	.00	.00	.00
2017 143 BYRNE JAG LOCAL GRANT				
CASH	.00	.00	.00	.00
TIME DEPOSIT ON ACCOUNT	.00	.00	.00	.00
FUND TOTALS	.00	.00	.00	.00
2017 145 SOLID WASTE GRANT				
CASH	203.03	.00	.00	203.03
TIME DEPOSIT ON ACCOUNT	.00	.00	.00	.00
FUND TOTALS	203.03	.00	.00	203.03
2017 147 MOBILE VIDEO REPLACEMENT GRANT				
CASH	.00	.00	.00	.00
TDOA	.00	.00	.00	.00
FUND TOTALS	.00	.00	.00	.00
2017 261 CAPITAL PROJECT ROADS PCT NO 1				
CASH	7.84	.00	.00	7.84
TIME DEPOSIT ON ACCOUNT	.00	.00	.00	.00
FUND TOTALS	7.84	.00	.00	7.84
2017 262 CAPITAL PROJECT ROADS PCT NO 2				
CASH	1.34	.00	.00	1.34
TIME DEPOSIT ON ACCOUNT	.00	.00	.00	.00
FUND TOTALS	1.34	.00	.00	1.34
2017 263 CAPITAL PROJECT PCT 3				
CASH	.00	.00	.00	.00

ACCOUNT NAME	BEGINNING CASH BALANCE	CASH RECEIPTS	CASH DISBURSEMENTS	ENDING CASH BALANCE
TIME DEPOSIT ON ACCOUNT	<u>.00</u>	<u>.00</u>	<u>.00</u>	<u>.00</u>
FUND TOTALS	.00	.00	.00	.00
2017 264 CAPITAL PROJECT PCT 4				
CASH	.00	.00	.00	.00
TIME DEPOSIT ON ACCOUNT	<u>.00</u>	<u>.00</u>	<u>.00</u>	<u>.00</u>
FUND TOTALS	.00	.00	.00	.00
2017 400 FRUITVALE 2011 TXCDBG 710056				
CASH	.00	.00	.00	.00
WATER GRANT CASH	<u>.00</u>	<u>.00</u>	<u>.00</u>	<u>.00</u>
FUND TOTALS	.00	.00	.00	.00
2017 401 BENWHEELERWSC 71348911131115				
FUND TOTALS	<u>.00</u>	<u>.00</u>	<u>.00</u>	<u>.00</u>
2017 402 LITTLEHOPEMOOREWSC713026081315				
FUND TOTALS	<u>.00</u>	<u>.00</u>	<u>.00</u>	<u>.00</u>
2017 540 PRETRIAL SUPERVISION				
CASH	48,058.82	4,543.71	3,207.00-	49,395.53
TDOA	<u>100,247.47</u>	<u>.00</u>	<u>.00</u>	<u>100,247.47</u>
FUND TOTALS	148,306.29	4,543.71	3,207.00-	149,643.00
2017 541 COMMUNITY SUP & CORRECTIONS				
CASH	66,400.93	73,295.31	32,571.95-	107,124.29
PETTY CASH	100.00	.00	.00	100.00
TIME DEPOSIT ON ACCOUNT	259,183.38	.00	.00	259,183.38
MBIA MUNICIPAL INVESTORS SERV	<u>.00</u>	<u>.00</u>	<u>.00</u>	<u>.00</u>
FUND TOTALS	325,684.31	73,295.31	32,571.95-	366,407.67
2017 542 ADULT PROBATION CIVIL				
CASH	62,718.65	2,374.00	2,120.98-	62,971.67
TDOA	<u>272,682.57</u>	<u>.00</u>	<u>.00</u>	<u>272,682.57</u>
MBIA	<u>.00</u>	<u>.00</u>	<u>.00</u>	<u>.00</u>
FUND TOTALS	335,401.22	2,374.00	2,120.98-	335,654.24
2017 543 HIGH RISK SUBSTANCE ABUSE -CCP				
CASH	7,758.72	7,781.25	2,603.40-	12,936.57
TIME DEPOSIT ON ACCOUNT	.00	.00	.00	.00
MBIA MUNICIPAL INVESTORS SERV	<u>.00</u>	<u>.00</u>	<u>.00</u>	<u>.00</u>
FUND TOTALS	7,758.72	7,781.25	2,603.40-	12,936.57
2017 544 HIGH RISK SEX OFFENDER -CCP				
CASH	6,568.33	12,525.75	3,270.10-	15,823.98
TIME DEPOSIT ON ACCOUNT	.00	.00	.00	.00
MBIA MUNICIPAL INVESTORS SERV	<u>.00</u>	<u>.00</u>	<u>.00</u>	<u>.00</u>
FUND TOTALS	6,568.33	12,525.75	3,270.10-	15,823.98
2017 545 GRANT C COMMIT REDUCTION PROG				
CASH	<u>7,785.16</u>	<u>5,193.00</u>	<u>3,960.38-</u>	<u>9,017.78</u>
FUND TOTALS	7,785.16	5,193.00	3,960.38-	9,017.78
2017 546 JUVENILE PROBATION FUND				
CASH	251,530.65-	51,000.07	51,220.22-	251,750.80-
TIME DEPOSIT ON ACCOUNT	.00	.00	.00	.00
MBIA MUNICIPAL INVESTORS SERV	<u>.00</u>	<u>.00</u>	<u>.00</u>	<u>.00</u>

ACCOUNT NAME	BEGINNING CASH BALANCE	CASH RECEIPTS	CASH DISBURSEMENTS	ENDING CASH BALANCE
FUND TOTALS	251,530.65-	51,000.07	51,220.22-	251,750.80-
2017 547 VZCJPD STATE AID GRANT				
CASH	45,903.20	62,148.00	52,886.63-	55,164.57
TIME DEPOSIT ON ACCOUNT	.00	.00	.00	.00
MBIA MUNICIPAL INVESTORS SERV	.00	.00	.00	.00
FUND TOTALS	45,903.20	62,148.00	52,886.63-	55,164.57
2017 548 VZCJPD PROGRESSIVE SANCTIONS				
CASH	.00	.00	.00	.00
TIME DEPOSIT ON ACCOUNT	.00	.00	.00	.00
MBIA MUNICIPAL INVESTORS SERV	.00	.00	.00	.00
FUND TOTALS	.00	.00	.00	.00
2017 549 VZCJPD - GRANT N				
CASH	20,166.74	8,070.00	6,978.27-	21,258.47
TIME DEPOSIT ON ACCOUNT	.00	.00	.00	.00
MBIA MUNICIPAL INVESTORS SERV	.00	.00	.00	.00
FUND TOTALS	20,166.74	8,070.00	6,978.27-	21,258.47
2017 550 D A SUPPLEMENTAL FUND				
CASH	644.11-	.00	531.46-	1,175.57-
TIME DEPOSIT ON ACCOUNT	4,552.55	.00	.00	4,552.55
MBIA MUNICIPAL INVESTORS SERV	.00	.00	.00	.00
FUND TOTALS	3,908.44	.00	531.46-	3,376.98
2017 551 VOICES - JUV CJD GRANT				
VOICES - CJD JUV GRANT	3,885.53-	.00	4,210.88-	8,096.41-
TIME DEPOSIT ON ACCOUNT	.00	.00	.00	.00
FUND TOTALS	3,885.53-	.00	4,210.88-	8,096.41-
2017 552 ETCOG RESIDENTIAL				
CASH	1,261.00-	400.00	1,950.00-	2,811.00-
FUND TOTALS	1,261.00-	400.00	1,950.00-	2,811.00-
2017 553 V - JUV PROB POST FUND				
CASH	.00	.00	.00	.00
TIME DEPOSIT ON ACCOUNT	.00	.00	.00	.00
MBIA MUNICIPAL INVESTORS SERV	.00	.00	.00	.00
FUND TOTALS	.00	.00	.00	.00
2017 554 GRANT L SECURE FELONY REIMB				
GRANT L SECURE FELONY REIMB	665.00-	.00	.00	665.00-
TIME DEPOSIT ON ACCOUNT	.00	.00	.00	.00
FUND TOTALS	665.00-	.00	.00	665.00-
2017 555 JUVENILE PROBATION INTEREST				
CASH	18.40	.65	.00	19.05
TIME DEPOSIT ON ACCOUNT	23,215.79	.00	.00	23,215.79
MBIA MUNICIPAL INVESTORS SERV	.00	.00	.00	.00
FUND TOTALS	23,234.19	.65	.00	23,234.84
2017 556 GRANT H-DIVERSION RESIDENTIAL				
CASH	.00	.00	.00	.00
FUND TOTALS	.00	.00	.00	.00
2017 557 GRANT I				
CASH	.00	.00	.00	.00

ACCOUNT NAME	BEGINNING CASH BALANCE	CASH RECEIPTS	CASH DISBURSEMENTS	ENDING CASH BALANCE
FUND TOTALS	.00	.00	.00	.00
2017 558 GRANT S				
CASH	12,424.35	4,451.00	3,337.96-	13,537.39
FUND TOTALS	12,424.35	4,451.00	3,337.96-	13,537.39
2017 559 MENTAL IMPAIRMENT CASELOAD				
CASH	13,185.29	8,618.00	4,281.50-	17,521.79
TIME DEPOSIT ON ACCOUNT	.00	.00	.00	.00
MBIA MUNICIPAL INVESTORS SERV	.00	.00	.00	.00
FUND TOTALS	13,185.29	8,618.00	4,281.50-	17,521.79
2017 560 SALARY ADJUSTMENT FOR JUV PROB				
CASH	1.33-	.00	.00	1.33-
TIME DEPOSIT ON ACCOUNT	.00	.00	.00	.00
MBIA MINUCIPAL INVESTORS SERV	.00	.00	.00	.00
FUND TOTALS	1.33-	.00	.00	1.33-
2017 562 TITLE IV-E FEDERAL FOSTER CARE				
CASH	.00	.00	.00	.00
TIME DEPOSIT ON ACCOUNT	.00	.00	.00	.00
MBIA MUNICIPAL INVESTORS SERV	.00	.00	.00	.00
FUND TOTALS	.00	.00	.00	.00
2017 563 FRUITVALE WATER TDHCA 720076				
FRUITVALE WATER SUPPLY	.00	.00	.00	.00
MBIA MUNICIPAL INVESTORS SERV	.00	.00	.00	.00
FUND TOTALS	.00	.00	.00	.00
2017 564 ICB				
CASH	.00	.00	.00	.00
FUND TOTALS	.00	.00	.00	.00
2017 565 INDIGENT DEFENSE GRANT				
CASH	1,723.05	.00	1,693.07-	29.98
TIME DEPOSIT ON ACCOUNT	304.37	.00	.00	304.37
FUND TOTALS	2,027.42	.00	1,693.07-	334.35
2017 567 ABATEMENT OFFICER				
CASH	47,829.73	7,025.00	8,819.00-	46,035.73
TDOA	.00	.00	.00	.00
FUND TOTALS	47,829.73	7,025.00	8,819.00-	46,035.73
2017 568 TECHNOLOGY RESOURCES				
CASH	1.50	.00	.00	1.50
TIME DEPOSIT ON ACCOUNT	.00	.00	.00	.00
FUND TOTALS	1.50	.00	.00	1.50
2017 569 HAVA ELECTION GRANT				
CASH	6,250.00	.00	.00	6,250.00
FUND TOTALS	6,250.00	.00	.00	6,250.00
2017 570 GOLDEN WATER SUPPLY CORP				
GOLDEN WATER TDHCA 726216	.00	.00	.00	.00
MBIA MUNICIPAL INVESTORS SERVI	.00	.00	.00	.00
FUND TOTALS	.00	.00	.00	.00
2017 580 D.A. CHECK COLLECTION FUND				
CASH	9,132.81	165.82	305.10-	8,993.53

ACCOUNT NAME	BEGINNING CASH BALANCE	CASH RECEIPTS	CASH DISBURSEMENTS	ENDING CASH BALANCE
TIME DEPOSIT ON ACCOUNT	10,116.21	.00	.00	10,116.21
MBIA MUNICIPAL INVESTORS SERV	.00	.00	.00	.00
FUND TOTALS	19,249.02	165.82	305.10-	19,109.74
2017 591 CONSTABLE #1 TLEOSE FUND				
CASH	234.37	.00	.00	234.37
CASH - CITIZENS NATIONAL	.49-	.00	.00	.49-
TDOA	.00	.00	.00	.00
MBIA MUNICIPAL INVESTORS SERV	.00	.00	.00	.00
FUND TOTALS	233.88	.00	.00	233.88
2017 592 CONSTABLE #2 TLEOSE FUND				
CASH	604.68	.00	.00	604.68
CASH OTHER	.00	.00	.00	.00
MBIA MUNICIPAL INVESTORS SERV	.00	.00	.00	.00
FUND TOTALS	604.68	.00	.00	604.68
2017 593 CONSTABLE #3 TLEOSE FUND				
CASH	.00	.00	.00	.00
CASH OTHER - ANB/CANTON	1,790.75	.00	.00	1,790.75
MBIA MUNICIPAL INVESTORS SERV	.00	.00	.00	.00
FUND TOTALS	1,790.75	.00	.00	1,790.75
2017 594 CONSTABLE #4 TLEOSE FUND				
CASH	3,515.43	.00	.00	3,515.43
TIME DEPOSIT ON ACCOUNT	.00	.00	.00	.00
MBIA MUNICIPAL INVESTORS SERV	.00	.00	.00	.00
FUND TOTALS	3,515.43	.00	.00	3,515.43
2017 595 SHERIFF TLEOSE FUND				
CASH	8,561.83	.00	1,646.69-	6,915.14
MBIA MUNICIPAL INVESTORS SESRV	.00	.00	.00	.00
FUND TOTALS	8,561.83	.00	1,646.69-	6,915.14
2017 596 DA TLEOSE FUND				
CASH	1,436.88	.00	.00	1,436.88
MBIA MUNICIPAL INVESTORS SERV	.00	.00	.00	.00
FUND TOTALS	1,436.88	.00	.00	1,436.88
2017 597 VZC COMMISSARY PERSONNEL FUND				
CASH	2.41-	.00	.00	2.41-
MBIA MUNICIPAL INVESTORS SERV	.00	.00	.00	.00
FUND TOTALS	2.41-	.00	.00	2.41-
2017 598 SHERIFF - CANINE DRUG ACCOUNT				
CASH	.00	.00	.00	.00
CASH EW FNB 5058	.00	.00	.00	.00
MBIA MUNICIPAL INVESTORS SERV	.00	.00	.00	.00
FUND TOTALS	.00	.00	.00	.00
2017 600 JUSTICE COURT TECHNOLOGY FUND				
CASH	5,593.63	925.57	.00	6,519.20
TIME DEPOSIT ON ACCOUNT	20,013.74	.00	.00	20,013.74
MBIA MUNICIPAL INVESTORS SERV	.00	.00	.00	.00
FUND TOTALS	25,607.37	925.57	.00	26,532.94
2017 601 VZC COURTHOUSE BEAUTIFICATION				
CASH	.00	.00	.00	.00

ACCOUNT NAME	BEGINNING CASH BALANCE	CASH RECEIPTS	CASH DISBURSEMENTS	ENDING CASH BALANCE
FUND TOTALS	.00	.00	.00	.00
2017 602 CHILD ADVOCACY				
HISTORICAL COMMISSION CASH	9.08	.00	.00	9.08
MBIA MUNICIPAL INVESTORS SERV	.00	.00	.00	.00
FUND TOTALS	9.08	.00	.00	9.08
2017 800 CONTRIBUTION RELIEF FUND				
CASH	.00	.00	.00	.00
TIME DEPOSIT ON ACCOUNT	16,082.93	.00	.00	16,082.93
FUND TOTALS	16,082.93	.00	.00	16,082.93
2017 801 HURRICANE RITA - ASSISTANCE				
CASH	.00	.00	.00	.00
TIME DEPOSIT ON ACCOUNT	.00	.00	.00	.00
FUND TOTALS	.00	.00	.00	.00
2017 802 VETERAN'S MEMORIAL WALL FUND				
CASH	.55	.00	.00	.55
TIME DEPOSIT ON ACCOUNT	.00	.00	.00	.00
FUND TOTALS	.55	.00	.00	.55
2017 803 HISTORICAL COMMISSION				
HISTORICAL COMMISSION CASH	9,127.21	395.00	.00	9,522.21
TIME DEPOSIT ON ACCOUNT	.16	.00	.00	.16
FUND TOTALS	9,127.37	395.00	.00	9,522.37
2017 804 VAN TORNADO-ASSISTANCE				
VAN TORNADO-ASSISTANCE-CASH	43,988.47-	.00	.00	43,988.47-
VTASST-TIME DEPOSITON ACCOUNT	.00	.00	.00	.00
FUND TOTALS	43,988.47-	.00	.00	43,988.47-
2017 805 FEMA - DEC 2015 STORM				
CASH	470.66	.00	.00	470.66
TIME DEPOSIT ON ACCOUNT	.00	.00	.00	.00
FUND TOTALS	470.66	.00	.00	470.66
GRAND TOTALS	4,969,390.41	2,844,503.52	2,942,401.23-	4,871,492.70

ACCOUNT NUMBER	ACCOUNT NAME	DATE	AMDMT NUMBER	OLD BUDGET AMOUNT	AMENDED BUDGET AMOUNT	AMOUNT OF CHANGE	DESCRIPTION	CLK
2017 022-622-335	ROAD & BRIDGE MATE	10/30/2016	170003	450,000.00	446,000.00	4,000.00-	LINE ITEM TRANSFERS	FT
2017 022-622-461	MACHINERY RENTAL	10/30/2016	170003	.00	4,000.00	4,000.00	LINE ITEM TRANSFERS	FT
EXPENDITURES - R & B PCT.2		TOTAL AMENDMENTS		2	TOTAL CHANGES	.00		
2017 023-623-335	ROAD & BRIDGE MATE	10/12/2016	170001	935,784.00	930,284.00	5,500.00-	LINE ITEM TRANSFER	FT
2017 023-623-335	ROAD & BRIDGE MATE	10/30/2016	170003	930,284.00	924,284.00	6,000.00-	LINE ITEM TRANSFERS	FT
2017 023-623-461	MACHINERY RENTAL	10/12/2016	170001	.00	5,500.00	5,500.00	LINE ITEM TRANSFER	FT
2017 023-623-461	MACHINERY RENTAL	10/30/2016	170003	5,500.00	11,500.00	6,000.00	LINE ITEM TRANSFERS	FT
EXPENDITURES - R & B PCT.3		TOTAL AMENDMENTS		4	TOTAL CHANGES	.00		
2017 024-390-804	TRN FROM VAN TORNA	10/30/2016	170004	.00	31,231.87-	31,231.87-	INCREASE FEMA BUDGET	FT
		TOTAL AMENDMENTS		1	TOTAL CHANGES	31,231.87-		
2017 024-624-335	ROAD & BRIDGE MATE	11/07/2016	170006	656,337.00	671,337.00	15,000.00	INCREASE BUDGET	FT
2017 024-624-336	FEMA VAN TORNADO -	10/30/2016	170004	.00	31,231.87	31,231.87	INCREASE FEMA BUDGET	FT
2017 024-624-571	EQUIPMENT PURCHASE	11/03/2016	170005	.00	23,500.00	23,500.00	INCREASE BUDGET	FT
EXPENDITURES - PCT.4		TOTAL AMENDMENTS		3	TOTAL CHANGES	69,731.87		
2017 541-333-101	STATE AID - SUPERV	11/08/2016	170007	142,790.00-	156,656.00-	13,866.00-	BUDGET AMENDMENTS ADULT PRO KE	
		TOTAL AMENDMENTS		1	TOTAL CHANGES	13,866.00-		
2017 541-344-100	PROBATION FEES	11/08/2016	170007	375,830.00-	360,830.00-	15,000.00	BUDGET AMENDMENTS ADULT PRO KE	
2017 541-344-104	DRUG TESTING	11/08/2016	170007	21,000.00-	19,435.00-	1,565.00	BUDGET AMENDMENTS ADULT PRO KE	
		TOTAL AMENDMENTS		2	TOTAL CHANGES	16,565.00		
2017 541-570-103	SALARIES - EMPLOYE	11/08/2016	170007	260,255.00	409,322.00	149,067.00	BUDGET AMENDMENTS ADULT PRO KE	
2017 541-570-201	SOCIAL SECURITY TA	11/08/2016	170007	26,030.00	37,434.00	11,404.00	BUDGET AMENDMENTS ADULT PRO KE	
2017 541-570-203	RETIREMENT CONTRIB	11/08/2016	170007	27,017.00	38,853.00	11,836.00	BUDGET AMENDMENTS ADULT PRO KE	
2017 541-570-206	UNEMPLOYMENT INSUR	11/08/2016	170007	3,675.00	5,375.00	1,700.00	BUDGET AMENDMENTS ADULT PRO KE	
2017 541-570-310	SUPPLIES/OPERATION	11/08/2016	170007	18,250.00	77,281.00	59,031.00	BUDGET AMENDMENTS ADULT PRO KE	
2017 541-570-408	CONTRACT SERVICES	11/08/2016	170007	37,855.00	18,825.00	19,030.00-	BUDGET AMENDMENTS ADULT PRO KE	
2017 541-570-419	PROFESSIONAL FEES	11/08/2016	170007	25,121.00	30,791.00	5,670.00	BUDGET AMENDMENTS ADULT PRO KE	
2017 541-570-420	TELEPHONE - UTILIT	11/08/2016	170007	3,875.00	4,200.00	325.00	BUDGET AMENDMENTS ADULT PRO KE	
2017 541-570-428	TRAVEL	11/08/2016	170007	8,250.00	20,250.00	12,000.00	BUDGET AMENDMENTS ADULT PRO KE	
2017 541-570-429	FURNISHED TRAVEL	11/08/2016	170007	5,500.00	53,000.00	47,500.00	BUDGET AMENDMENTS ADULT PRO KE	
2017 541-570-572	EQUIPMENT	11/08/2016	170007	8,100.00	33,100.00	25,000.00	BUDGET AMENDMENTS ADULT PRO KE	
EXPENDITURES - SUPERVISION		TOTAL AMENDMENTS		11	TOTAL CHANGES	304,503.00		
2017 543-333-103	STATE AID - SUBSTA	11/08/2016	170007	28,266.00-	29,624.00-	1,358.00-	BUDGET AMENDMENTS ADULT PRO KE	
		TOTAL AMENDMENTS		1	TOTAL CHANGES	1,358.00-		
2017 543-390-541	TRANSFER FROM SUP	11/08/2016	170008	11,616.00-	12,950.00-	1,334.00-	BUDGET AMENDMENTS ADULT PRO KE	
		TOTAL AMENDMENTS		1	TOTAL CHANGES	1,334.00-		
2017 543-573-103	SALARIES - EMPLOYE	11/08/2016	170007	34,000.00	36,000.00	2,000.00	BUDGET AMENDMENTS ADULT PRO KE	
2017 543-573-201	SOCIAL SECURITY TA	11/08/2016	170007	2,601.00	2,754.00	153.00	BUDGET AMENDMENTS ADULT PRO KE	
2017 543-573-203	RETIREMENT CONTRIB	11/08/2016	170007	2,700.00	2,858.00	158.00	BUDGET AMENDMENTS ADULT PRO KE	
2017 543-573-206	UNEMPLOYMENT INSUR	11/08/2016	170007	368.00	740.00	372.00	BUDGET AMENDMENTS ADULT PRO KE	
2017 543-573-419	PROFESSIONAL FEES	11/08/2016	170007	213.00	222.00	9.00	BUDGET AMENDMENTS ADULT PRO KE	
EXPENDITURES - SUBSTANCE ABUSE		TOTAL AMENDMENTS		5	TOTAL CHANGES	2,692.00		
2017 544-333-104	STATE AID - OFFEND	11/08/2016	170007	50,103.00-	51,603.00-	1,500.00-	BUDGET AMENDMENTS ADULT PRO KE	
		TOTAL AMENDMENTS		1	TOTAL CHANGES	1,500.00-		
2017 544-574-103	SALARIES-EMPLOYEES	11/08/2016	170007	42,620.00	43,900.00	1,280.00	BUDGET AMENDMENTS ADULT PRO KE	

ACCOUNT NUMBER	ACCOUNT NAME	DATE	AMDMT NUMBER	OLD BUDGET AMOUNT	AMENDED BUDGET AMOUNT	AMOUNT OF CHANGE	DESCRIPTION	CLK
2017 544-574-201	SOCIAL SECURITY TA	11/08/2016	170007	3,261.00	3,358.00	97.00	BUDGET AMENDMENTS ADULT PRO KE	
2017 544-574-203	RETIREMENT CONTRIB	11/08/2016	170007	3,385.00	3,486.00	101.00	BUDGET AMENDMENTS ADULT PRO KE	
2017 544-574-206	UNEMPLOYMENT INSUR	11/08/2016	170007	461.00	471.00	10.00	BUDGET AMENDMENTS ADULT PRO KE	
2017 544-574-419	PROFESSIONAL FEES	11/08/2016	170007	376.00	388.00	12.00	BUDGET AMENDMENTS ADULT PRO KE	
EXPENDITURES - OFFENDER			TOTAL AMENDMENTS	5	TOTAL CHANGES	1,500.00		
2017 546-587-441	GAS	10/13/2016	170002	.00	400.00	400.00	LINE ITEM TRANSFER	FT
EXPENDITURES DETENTION LOCAL			TOTAL AMENDMENTS	1	TOTAL CHANGES	400.00		
2017 547-333-110	STATE AID - JUVENI	11/23/2016	170010	322,027.00-	349,631.00-	27,604.00-	INCREASE JUV PROBATION BUDG	FT
			TOTAL AMENDMENTS	1	TOTAL CHANGES	27,604.00-		
2017 547-587-402	PROBATION EXTERNAL	11/23/2016	170010	.00	1,148.00	1,148.00	INCREASE JUV PROBATION BUDG	FT
2017 547-587-411	RESIDENTIAL SERVIC	11/23/2016	170010	.00	24,000.00	24,000.00	INCREASE JUV PROBATION BUDG	FT
2017 547-587-427	TRAINING	11/23/2016	170010	.00	2,456.00	2,456.00	INCREASE JUV PROBATION BUDG	FT
2017 547-587-495	MISCELLANEOUS EXPE	10/13/2016	170002	400.00	.00	400.00-	LINE ITEM TRANSFER	FT
EXPENDITURES - TJCP RESIDENTIA			TOTAL AMENDMENTS	4	TOTAL CHANGES	27,204.00		
2017 552-582-410	PSYCHOLOGICALS-ETC	11/16/2016	170009	7,000.00	6,000.00	1,000.00-	REDUCE BUDGET	FT
			TOTAL AMENDMENTS	1	TOTAL CHANGES	1,000.00-		
2017 559-390-541	TRANSFER FROM SUPE	11/08/2016	170008	30,306.00-	32,229.00-	1,923.00-	BUDGET AMENDMENTS ADULT PRO KE	
			TOTAL AMENDMENTS	1	TOTAL CHANGES	1,923.00-		
2017 559-570-103	SALARIES - EMPLOYE	11/08/2016	170007	55,300.00	56,959.00	1,659.00	BUDGET AMENDMENTS ADULT PRO KE	
2017 559-570-201	SOCIAL SECURITY	11/08/2016	170007	.00	126.00	126.00	BUDGET AMENDMENTS ADULT PRO KE	
2017 559-570-203	RETIREMENT CONTRIB	11/08/2016	170007	4,391.00	4,523.00	132.00	BUDGET AMENDMENTS ADULT PRO KE	
2017 559-570-206	UNEMPLOYMENT INSUR	11/08/2016	170007	598.00	604.00	6.00	BUDGET AMENDMENTS ADULT PRO KE	
EXPENDITURES - MENTAL IMPAIRME			TOTAL AMENDMENTS	4	TOTAL CHANGES	1,923.00		



P.O. Box 3188 • Longview, Texas 75606 • 903-237-5500



Return Service Requested

Date 11/30/16
PRIMARY ACCOUNT
ENCLOSURES

Page 1
1910512
445



TXBT TREASURER OF VAN ZANDT COUNTY
FINANCIAL CLEARING
121 E DALLAS #101
CANTON TX 75103-1496

C H E C K I N G A C C O U N T

PUBLIC FUNDS CHECKING		NUMBER OF ENCLOSURES	445
ACCOUNT NUMBER	1910512	Statement Dates	11/01/16 thru 11/30/16
PREVIOUS BALANCE	910,751.78	DAYS IN STATEMENT PERIOD	30
18 DEPOSITS	2,212,598.03	AVERAGE LEDGER	991,496.75
462 CHECKS/DEBITS	2,437,072.55	AVERAGE COLLECTED	984,521.82
SERVICE CHARGE	.00		
INTEREST PAID	.00		
CURRENT BALANCE	686,277.26		

D E P O S I T S A N D O T H E R C R E D I T S

Date	Description	Amount
11/03	PAYMENTS VZCAD CCD	125,970.79
11/03	PAYMENTS VZCAD CCD	918,003.50
11/04	DEPOSIT	88,143.94
11/09	DEPOSIT	101,201.39
11/10	REF: SHERIFF'S VEHICLES WIRE TRANSFER CREDIT VAN ZANDT COUNTY	150,000.00
11/10	INV-PAYMTS JUVENILE JUSTICE CTX	4,655.00
11/10	DEPOSIT	99,698.06
11/14	INV-PAYMTS COMP JUDICIARY CTX	5,576.00
11/16	INV-PAYMTS TX AGRICULTURE CTX	1,824.84
11/18	DEPOSIT	97,808.93
11/21	INV-PAYMTS COMP JUDICIARY CTX	326.54
11/22	INV-PAYMTS JUVENILE JUSTICE CTX	27,604.00
11/22	DEPOSIT	39,380.48
11/23	INV-PAYMTS JUVENILE JUSTICE CTX	44,550.00
11/28	DEPOSIT	13,899.12
11/29	INV-PAYMTS TX DPT CRIML JST CTX	68,089.00

NOTICE: SEE REVERSE SIDE FOR IMPORTANT INFORMATION

011894



TXBT-024-011811-001-023-161201 011894 X05
75103149626



Date 11/30/16
 PRIMARY ACCOUNT
 ENCLOSURES

Page 2
 1910512
 445

TREASURER OF VAN ZANDT COUNTY
 FINANCIAL CLEARING
 121 E DALLAS #101
 CANTON TX 75103

PUBLIC FUNDS CHECKING 1910512 (Continued)

DEPOSITS AND OTHER CREDITS

Date	Description	Amount
11/30	WIRE TRANSFER CREDIT VAN ZANDT COUNTY FINANCIAL CLEARING FUND ATTN TERI PRUITT 121 E DALLAS ST STE 101 FEDERATED SERVICES COMPANY FEDERATED INVESTORS TOWER PITTSBURGH PA 152223 20161130A1Q002BC001955 20161130MMQFMPJR000023 11301122FT03	400,000.00
11/30	DEPOSIT	25,866.44

WITHDRAWALS AND OTHER DEBITS

Date	Description	Amount
11/02	Transf to Jury Clearing Jury Checks Confirmation number 1102160533	1,753.00-
11/02	PAYMENT INTERNET \WEB	910.60-
11/02	INSURANCE AFLAC CCD 0XH48455447	6,299.04-
11/03	CHARGEBACK	228.52-
11/03	Transf to Payroll Clearing Payroll 11/4/2016 Confirmation number 1103160235	218,046.63-
11/04	PAYMENTS NATIONWIDE PPD	1,675.00-
11/04	USATAXPYMT IRS CCD 220670952206344	66,836.37-
11/07	INVESTMENT BFDS CCD 612134000161103	150.00-
11/07	CHILDSUPP SYSTEMS AND METH CCD 163090000220823	1,415.30-
11/08	Payment ATT \TEL	250.02-
11/15	RECEIVABLE TEXAS COUNTY DRS CCD 0333	81,695.55-

TXBT-024-011811-001-023-161201 011894 X05

TREASURER OF VAN ZANDT COUNTY
 FINANCIAL CLEARING
 121 E DALLAS #101
 CANTON TX 75103

PUBLIC FUNDS CHECKING 1910512 (Continued)

WITHDRAWALS AND OTHER DEBITS

Date	Description	Amount
11/17	REF: VAN ZANDT COUNTY CSCD 023 WIRE TRANSFER DEBIT TDCJ	3,624.36-
11/17	Transf to Payroll Clearing Payroll 11/18/2016	213,069.26-
11/18	confirmation number 1117160370 Transf to Payroll Clearing L Daniel	87.55-
11/18	Confirmation number 1118160612 INVESTMENT BFDS	150.00-
11/18	CCD 612134000161117 PAYMENTS NATIONWIDE PPD	1,675.00-
11/18	USATAXPYMT IRS CCD 220672361406741	66,494.40-
11/21	USATAXPYMT IRS CCD 220672610125632	14.50-
11/21	CHILDSUPP SYSTEMS AND METH CCD 163230000231334	1,415.30-
11/23	Transf to Jury Clearing Jury Checks	4,268.00-
11/23	Confirmation number 1123160122 Transf to Jury Clearing Jury Checks	1,602.00-
11/23	Confirmation number 1123160152 INSURANCE AFLAC	6,238.98-
11/30	CCD 0XH48846611 Transf to Jury Clearing Jury Checks	548.00-
11/30	Confirmation number 1130160225 Transf to Debt Services	200,000.00-
	Debt service Transfer confirmation number 1130160257	

CHECKS IN NUMERICAL ORDER

Date	Check No	Amount	Date	Check No	Amount
11/01	54333	1,201.06	11/15	54432*	123.17

* Indicates break in check number sequence



Date 11/30/16
 PRIMARY ACCOUNT
 ENCLOSURES

Page 4
 1910512
 445

TREASURER OF VAN ZANDT COUNTY
 FINANCIAL CLEARING
 121 E DALLAS #101
 CANTON TX 75103

PUBLIC FUNDS CHECKING

1910512 (Continued)

CHECKS IN NUMERICAL ORDER

Date	Check No	Amount	Date	check No	Amount
11/15	54443*	125.00	11/03	54651	621.12
11/01	54467*	550.00	11/02	54652	104.31
11/08	54471*	180.00	11/01	54653	1,600.90
11/01	54483*	1,206.06	11/03	54654	234.80
11/01	54524*	600.53	11/01	54656*	4,999.88
11/01	54554*	1,747.06	11/03	54658*	84.00
11/23	54569*	17.43	11/01	54659	150.00
11/02	54595*	37.60	11/08	54660	325.00
11/01	54596	49.95	11/01	54661	12,939.17
11/01	54599*	110.67	11/01	54662	29.14
11/01	54600	68.00	11/08	54663	7.00
11/07	54607*	752.20	11/01	54665*	269.93
11/02	54608	59.95	11/01	54668*	2,000.98
11/07	54609	108.99	11/02	54671*	394.95
11/01	54610	350.00	11/01	54673*	60.23
11/01	54615*	100.00	11/07	54675*	3,456.00
11/03	54616	492.00	11/04	54676	30.00
11/01	54618*	4,923.08	11/02	54677	60.12
11/02	54619	59.75	11/01	54678	131.41
11/02	54620	204.57	11/03	54681*	879.40
11/01	54621	201,357.43	11/03	54682	208.00
11/01	54622	83.70	11/01	54684*	2,656.00
11/01	54623	660.93	11/03	54685	112.00
11/02	54624	2,066.28	11/01	54687*	1,750.00
11/01	54625	4,112.74	11/01	54688	13.17
11/10	54626	1,510.00	11/01	54690*	98.89
11/01	54628*	90.69	11/01	54692*	142.42
11/30	54630*	110.00	11/03	54693	738.00
11/02	54633*	69.00	11/01	54696*	156.00
11/01	54634	13,805.63	11/01	54697	117.74
11/01	54636*	411.43	11/03	54698	359.88
11/14	54640*	550.00	11/02	54699	170.00
11/01	54641	472.50	11/02	54700	450.00
11/03	54643*	376.05	11/01	54701	4,481.97
11/01	54644	430.00	11/02	54702	276.10
11/03	54645	441.56	11/02	54703	158.00
11/04	54647*	17,933.64	11/03	54704	1,666.35
11/08	54648	450.00	11/14	54705	650.00
11/01	54650*	100.00	11/25	54707*	90.00

* Indicates break in check number sequence

TXBT-024-011811-001-023-161201 011894 X05

TREASURER OF VAN ZANDT COUNTY
 FINANCIAL CLEARING
 121 E DALLAS #101
 CANTON TX 75103

PUBLIC FUNDS CHECKING

1910512 (Continued)

CHECKS IN NUMERICAL ORDER

Date	Check No	Amount	Date	Check No	Amount
11/22	54709*	350.00	11/08	54755	142.86
11/09	54710	450.00	11/15	54756	116.15
11/09	54711	36.00	11/07	54757	10,693.88
11/03	54712	12.00	11/14	54758	4,051.36
11/25	54713	3,066.00	11/07	54759	209.00
11/04	54716*	1,299.13	11/07	54760	147.24
11/03	54717	6,260.06	11/07	54762*	550.64
11/07	54718	1,424.28	11/08	54763	141.12
11/02	54722*	132.00	11/07	54764	434.00
11/01	54723	379.99	11/04	54765	3.92
11/01	54724	350.00	11/09	54766	6.34
11/04	54725	420.91	11/08	54767	231.05
11/07	54726	128.82	11/09	54768	794.14
11/01	54727	133.30	11/08	54770*	93.89
11/01	54730*	850.05	11/09	54771	6,280.76
11/01	54731	11,346.21	11/14	54772	15.23
11/01	54732	918.07	11/07	54773	181.47
11/02	54733	69,649.64	11/18	54774	35.00
11/02	54734	28,277.36	11/18	54775	7.50
11/08	54735	48.60	11/04	54776	62,889.80
11/07	54736	828.00	11/04	54777	310.00
11/07	54737	1,602.93	11/18	54778	25.00
11/07	54738	348.62	11/15	54779	600.00
11/08	54739	2,668.12	11/16	54780	1,096.72
11/09	54740	150.00	11/15	54781	1,533.33
11/08	54741	185.15	11/10	54782	108,443.64
11/08	54742	112.50	11/15	54783	782.04
11/07	54743	564.36	11/15	54784	475.00
11/08	54744	4.60	11/14	54785	24.96
11/04	54745	52.98	11/14	54786	1,365.61
11/15	54746	145.00	11/21	54787	600.00
11/10	54747	6,000.00	11/16	54788	1,126.70
11/15	54748	1,015.75	11/15	54789	4,244.20
11/09	54749	71.05	11/16	54792*	1,000.00
11/10	54750	3,038.23	11/10	54793	257.74
11/10	54751	69.09	11/14	54794	471.75
11/04	54752	413.28	11/15	54795	384.00
11/08	54753	560.91	11/14	54796	1,523.11
11/16	54754	61.59	11/14	54797	212.00

* Indicates break in check number sequence



Date 11/30/16
 PRIMARY ACCOUNT
 ENCLOSURES

Page 6
 1910512
 445

TREASURER OF VAN ZANDT COUNTY
 FINANCIAL CLEARING
 121 E DALLAS #101
 CANTON TX 75103

PUBLIC FUNDS CHECKING

1910512 (Continued)

CHECKS IN NUMERICAL ORDER

Date	Check No	Amount	Date	Check No	Amount
11/16	54798	159.70	11/14	54841	943.80
11/17	54799	129.88	11/15	54842	25.00
11/10	54800	60.00	11/15	54843	7,809.90
11/17	54801	6,558.99	11/16	54844	96.50
11/14	54802	1,163.28	11/18	54845	3,475.25
11/14	54803	270.00	11/15	54846	500.00
11/15	54804	90.80	11/16	54847	2,747.36
11/14	54805	167.09	11/15	54848	600.53
11/15	54806	258.43	11/14	54849	1,300.00
11/15	54807	30.68	11/15	54851*	105.00
11/17	54808	210.63	11/14	54852	199.75
11/15	54809	50.00	11/09	54853	27.20
11/15	54811*	203.80	11/15	54854	947.19
11/15	54812	1,835.83	11/14	54855	2,352.64
11/21	54815*	718.60	11/10	54856	500.00
11/21	54816	338.92	11/10	54857	12.80
11/15	54818*	56.00	11/14	54858	117.00
11/15	54819	144.00	11/17	54859	152.53
11/23	54820	1,206.06	11/14	54860	153.58
11/14	54821	6,585.00	11/09	54861	500.00
11/16	54822	3,900.00	11/22	54862	600.53
11/15	54823	1,211.02	11/15	54863	650.00
11/15	54824	600.53	11/29	54865*	400.00
11/10	54825	300.00	11/15	54866	1,530.00
11/17	54826	727.74	11/14	54867	975.00
11/15	54827	90.00	11/18	54868	4,100.00
11/10	54828	120.94	11/15	54869	625.00
11/15	54829	222.78	11/15	54870	1,450.00
11/16	54830	1,900.00	11/16	54871	106.65
11/15	54831	658.72	11/15	54872	85.09
11/14	54832	22,142.52	11/17	54873	424.06
11/21	54833	660.00	11/14	54874	1,822.00
11/14	54834	1,413.69	11/15	54876*	110.00
11/14	54835	600.00	11/15	54877	220.00
11/14	54836	176.09	11/16	54878	222.15
11/14	54837	1,625.00	11/08	54879	1,250.00
11/14	54838	1,093.66	11/15	54880	109.80
11/16	54839	1,045.00	11/14	54881	281.97
11/23	54840	92.84	11/23	54882	219.93

* Indicates break in check number sequence

TREASURER OF VAN ZANDT COUNTY
 FINANCIAL CLEARING
 121 E DALLAS #101
 CANTON TX 75103

PUBLIC FUNDS CHECKING

1910512 (Continued)

CHECKS IN NUMERICAL ORDER

Date	check No	Amount	Date	check No	Amount
11/14	54884*	55.00	11/25	54934	204.93
11/07	54885	3,300.00	11/30	54935	717.50
11/14	54886	871.41	11/25	54936	137.52
11/14	54887	1,050.00	11/30	54937	150.00
11/14	54888	600.53	11/25	54938	105.00
11/16	54889	477.82	11/25	54939	750.00
11/14	54890	44.99	11/25	54940	401.00
11/15	54891	360.00	11/29	54942*	85.83
11/15	54892	203,733.44	11/29	54943	545.00
11/18	54893	2,200.00	11/28	54944	1,200.00
11/25	54897*	96.19	11/29	54946*	2,500.00
11/10	54898	73,262.25	11/23	54947	75.22
11/25	54900*	5,190.46	11/21	54948	6,660.00
11/18	54902*	156.52	11/22	54949	117.00
11/30	54903	122.24	11/23	54950	170.00
11/22	54904	10,349.46	11/23	54951	126.00
11/29	54905	2,508.41	11/29	54954*	117.00
11/22	54906	1,610.62	11/29	54955	158.25
11/23	54907	266.16	11/29	54956	153.75
11/18	54908	65.99	11/29	54958*	114.75
11/21	54909	1,130.00	11/25	54959	121.50
11/28	54910	128.82	11/29	54960	123.75
11/18	54911	63,209.39	11/29	54961	121.50
11/18	54912	190.00	11/29	54962	123.75
11/25	54913	416.13	11/30	54963	130.50
11/28	54915*	236.00	11/29	54965*	123.75
11/30	54916	70.00	11/22	54966	126.00
11/23	54918*	296.48	11/23	54967	117.00
11/28	54920*	88.01	11/29	54968	130.50
11/30	54921	419.84	11/25	54969	160.50
11/23	54922	63.80	11/30	54970	126.00
11/30	54923	1,149.00	11/29	54971	85.50
11/25	54924	100.00	11/28	54974*	114.75
11/28	54926*	800.00	11/29	54975	126.00
11/28	54929*	390.00	11/29	54976	123.75
11/23	54930	2,178.17	11/29	54978*	126.00
11/28	54931	91.46	11/29	54979	117.00
11/28	54932	50.00	11/30	54981*	27.00
11/30	54933	1,023.75	11/29	54982	156.00

* Indicates break in check number sequence



Date 11/30/16
 PRIMARY ACCOUNT
 ENCLOSURES

Page 8
 1910512
 445

TREASURER OF VAN ZANDT COUNTY
 FINANCIAL CLEARING
 121 E DALLAS #101
 CANTON TX 75103

PUBLIC FUNDS CHECKING

1910512 (Continued)

CHECKS IN NUMERICAL ORDER

Date	Check No	Amount	Date	Check No	Amount
11/25	54983	119.25	11/28	55047*	279.30
11/25	54984	117.00	11/29	55050*	1,206.00
11/29	54985	156.00	11/29	55052*	85.00
11/28	54986	123.75	11/29	55053	2,496.39
11/29	54987	156.00	11/30	55055*	219.21
11/28	54989*	114.75	11/29	55058*	208.50
11/30	54992*	123.75	11/28	55059	242.18
11/28	54993	119.25	11/29	55060	51.33
11/30	54994	121.50	11/30	55062*	165.40
11/25	54995	126.00	11/28	55063	430.00
11/25	54996	156.00	11/29	55071*	1,256.45
11/29	54998*	126.00	11/28	55072	716.03
11/28	54999	156.00	11/29	55073	3,256.10
11/28	55001*	83.25	11/29	55074	2,607.68
11/29	55002	126.00	11/30	55076*	113.00
11/29	55003	126.00	11/30	55078*	10,512.45
11/28	55004	119.25	11/30	55082*	1,851.27
11/29	55005	117.00	11/29	55083	439.36
11/28	55006	126.00	11/29	55084	163.78
11/29	55009*	156.00	11/30	55085	2,580.00
11/29	55010	30.00	11/29	55086	10,761.40
11/30	55011	128.25	11/29	55087	46.73
11/29	55012	149.25	11/28	55090*	1,975.00
11/28	55014*	126.00	11/29	55093*	1,553.00
11/29	55015	128.25	11/29	55096*	40.95
11/29	55016	158.25	11/28	55098*	4,225.00
11/30	55018*	108.00	11/29	55099	16,575.00
11/29	55019	158.25	11/25	55100	322.90
11/29	55020	153.75	11/30	55101	604.20
11/30	55023*	158.25	11/28	55103*	662.66
11/23	55027*	1,294.89	11/28	55106*	52.85
11/30	55028	2,292.00	11/29	55108*	4,900.00
11/28	55031*	246.80	11/30	55110*	1,045.00
11/28	55032	1,232.48	11/25	55111	365.00
11/29	55035*	532.74	11/29	55112	550.00
11/29	55036	83.76	11/23	55113	185.80
11/28	55039*	432.55	11/30	55114	3,706.60
11/30	55041*	17,688.38	11/30	55115	51.33
11/29	55044*	375.81	11/29	55116	2,475.70

* Indicates break in check number sequence

TXBT-024-011811-001-023-161201 011894 X05

TREASURER OF VAN ZANDT COUNTY
 FINANCIAL CLEARING
 121 E DALLAS #101
 CANTON TX 75103

PUBLIC FUNDS CHECKING

1910512 (continued)

CHECKS IN NUMERICAL ORDER

Date	Check No	Amount	Date	check No	Amount
11/29	55118*	153.93	11/29	55153	367.32
11/30	55119	1,651.00	11/29	55156*	166.25
11/29	55120	169.60	11/29	55160*	43,204.84
11/29	55121	150.00	11/29	55161	49.00
11/29	55124*	47.13	11/22	55163*	1,000.00
11/29	55126*	187.53	11/29	55164	400.00
11/30	55128*	18.26	11/28	55165	702.73
11/29	55129	47,500.00	11/29	55166	759.00
11/28	55130	601.16	11/28	55167	154.50
11/29	55133*	528.00	11/30	55169*	5,719.58
11/22	55134	134.90	11/29	55170	201.64
11/28	55135	6,855.38	11/28	55171	6.95
11/30	55136	520.00	11/28	55172	8,207.00
11/30	55137	1,284.00	11/30	55173	841.37
11/29	55139*	94.40	11/28	55174	542.80
11/30	55141*	4,058.63	11/30	55175	1,050.00
11/28	55143*	800.00	11/29	55177*	183.87
11/30	55145*	500.00	11/30	55180*	5,760.00
11/22	55147*	150.32	11/30	55182*	189.69
11/29	55148	270.00	11/25	55183	1,200.00
11/30	55150*	37,875.00	11/30	55184	85,600.00
11/29	55151	850.00	11/29	55185	41,864.54
11/28	55152	756.72	11/08	954761*	887.66

* Indicates break in check number sequence

DAILY BALANCE INFORMATION

Date	Balance	Date	Balance	Date	Balance
11/01	632,744.87	11/10	1,390,935.49	11/22	786,350.14
11/02	521,612.60	11/14	1,341,643.47	11/23	812,481.38
11/03	1,334,826.52	11/15	1,026,090.74	11/25	799,236.00
11/04	1,271,105.43	11/16	1,013,975.39	11/28	779,945.74
11/07	1,244,809.70	11/17	789,077.94	11/29	651,540.77
11/08	1,237,271.22	11/18	745,015.27	11/30	686,277.26
11/09	1,330,157.12	11/21	733,804.49		

END OF STATEMENT

TexPool Participant Services
 C/O Federated Investors Inc.
 1001 Texas Avenue, Suite 1400
 Houston, TX 77002



Participant Statement

VAN ZANDT COUNTY
 FINANCIAL CLEARING FUND
 ATTN: TERI PRUITT
 121 E DALLAS ST STE 101
 CANTON TX 75103-1496

Statement Period 11/01/2016 - 11/30/2016

Page 1 of 2

Customer Service 1-866-TEX-POOL
 Location ID 000078331
 Investor ID 000009623

TexPool Update

Happy Holidays from TexPool Participant Services!

TexPool Summary

Pool Name	Beginning Balance	Total Deposits	Total Withdrawals	Total Interest	Current Balance	Average Balance
Texas Local Government Investment Pool	\$3,349,896.66	\$0.00	\$400,000.00	\$1,093.16	\$2,950,989.82	\$3,336,599.77
Total Dollar Value	\$3,349,896.66	\$0.00	\$400,000.00	\$1,093.16	\$2,950,989.82	

Portfolio Value

Pool Name	Pool/Account	Market Value (11/01/2016)	Share Price (11/30/2016)	Shares Owned (11/30/2016)	Market Value (11/30/2016)
Texas Local Government Investment Pool	449/2340100001	\$3,349,896.66	\$1.00	2,950,989.820	\$2,950,989.82
Total Dollar Value		\$3,349,896.66			\$2,950,989.82

Interest Summary

Pool Name	Pool/Account	Month-to-Date Interest	Year-to-Date Interest
Texas Local Government Investment Pool	449/2340100001	\$1,093.16	\$17,330.64
Total		\$1,093.16	\$17,330.64

Transaction Detail

Texas Local Government Investment Pool

Participant: VAN ZANDT COUNTY

Pool/Account: 449/2340100001

Transaction Date	Settlement Date	Transaction Description	Transaction Dollar Amount	Share Price	Shares This Transaction	Shares Owned
11/01/2016	11/01/2016	BEGINNING BALANCE	\$3,349,896.66	\$1.00		3,349,896.660
11/30/2016	11/30/2016	WITHDRAWAL	\$400,000.00-	\$1.00	400,000.000-	2,949,896.660
11/30/2016	11/30/2016	MONTHLY POSTING	\$1,093.16	\$1.00	1,093.160	2,950,989.820

TexPool Participant Services
C/O Federated Investors Inc.
1001 Texas Avenue, Suite 1400
Houston, TX 77002

Statement Period 11/01/2016 - 11/30/2016

Page 2 of 2

Transaction Detail (continued)

Texas Local Government Investment Pool

Participant: VAN ZANDT COUNTY

Pool/Account: 449/2340100001

Transaction Date	Settlement Date	Transaction Description	Transaction Dollar Amount	Share Price	Shares This Transaction	Shares Owned
Account Value as of 11/30/2016			\$2,950,989.82	\$1.00		2,950,989.820



Summary Statement

November 2016

Van Zandt County

121 East Dallas Street, Room 101
Canton, TX 75103
U.S.A.

TXCLASS

Average Monthly Yield: 0.90%

	Beginning Balance	Contributions	Withdrawals	Income Earned	Income Earned YTD	Average Daily Balance	Month End Balance
TX-01-0250-0001 FINANCIAL CLEARING	744,862.02	0.00	0.00	510.50	4,337.63	745,133.47	745,372.52
Total	744,862.02	0.00	0.00	510.50	4,337.63	745,133.47	745,372.52



Account Statement

November 2016

Van Zandt County

121 East Dallas Street, Room 101
Canton, TX 75103
U.S.A.

TXCLASS

TX-01-0250-0001

Summary

Average Monthly Yield: 0.90%

Table with 7 columns: Beginning Balance, Contributions, Withdrawals, Income Earned, Average Daily Balance, Month End Balance. Row 1: TX-01-0250-0001 FINANCIAL CLEARING, 744,862.02, 0.00, 0.00, 510.50, 745,133.47, 745,372.52

Transactions

Table with 6 columns: Transaction Date, Transaction Description, Contributions & Income Earned, Withdrawals, Balance, Transaction Number. Rows: 11/01/2016 Beginning Balance (744,862.02), 11/30/2016 Income Earned For The Period (510.50), 11/30/2016 Ending Balance (745,372.52)



Daily Rates

November 2016

TXCLASS

Date	Dividend Rate	Annual Yield
01-Nov-16	0.000022812	0.83%
02-Nov-16	0.000022674	0.83%
03-Nov-16	0.000022794	0.83%
04-Nov-16	0.000022574	0.83%
05-Nov-16	0.000022574	0.83%
06-Nov-16	0.000022574	0.83%
07-Nov-16	0.000022391	0.82%
08-Nov-16	0.000022446	0.82%
09-Nov-16	0.000022376	0.82%
10-Nov-16	0.000022450	0.82%
11-Nov-16	0.000022450	0.82%
12-Nov-16	0.000022450	0.82%
13-Nov-16	0.000022450	0.82%
14-Nov-16	0.000022699	0.83%
15-Nov-16	0.000022819	0.84%
16-Nov-16	0.000022849	0.84%
17-Nov-16	0.000022986	0.84%
18-Nov-16	0.000070193	2.57%
21-Nov-16	0.000023248	0.85%
22-Nov-16	0.000023210	0.85%
23-Nov-16	0.000023177	0.85%
24-Nov-16	0.000023177	0.85%
25-Nov-16	0.000022919	0.84%
26-Nov-16	0.000022919	0.84%
27-Nov-16	0.000022919	0.84%
28-Nov-16	0.000022819	0.84%
29-Nov-16	0.000023097	0.85%
30-Nov-16	0.000023116	0.85%