

Van Zandt County

Monthly Financial & Investment Report


Month Ending October 31, 2024

TO BE RECORDED IN THE NOVEMBER 20, 2024 MINUTES

OF THE COMMISSIONER'S COURT

BY VAN ZANDT COUNTY CLERK.


SUBMITTED THIS THE 13TH DAY OF NOVEMBER 2024




Kenny Edwards, Treasurer

The Van Zandt County Commissioners' Court, having reviewed the Treasurer's Report as presented, having taken reasonable steps to ensure its accuracy, and based upon presentations of the Treasurer's Office, does hereby approve the Report, subject to the independent auditor's review and does further order that it be filed with the official minutes of this meeting. {LGC 114.026(c)}

In addition, the below signatures affirm that the Treasurers' Report complies with statutes as referenced. {LGC 114.026(d)}S




Andy Reese, Van Zandt County Judge



Chad LaPrade

Commissioner Precinct #1




Cliff Williams

Commissioner Precinct #2



Keith Pearson

Commissioner Precinct #3



Brandon Barton

Commissioner Precinct #4

Cash Position Report Van Zandt County, Texas For 10/31/2024

	Fin Clearing	TDOA Amount	MBIA	TX CLASS
010- CASH	(80,775.12)	120,487.25	4,575,266.70	0.00
012- CASH	0.00	0.00	6,000,000.00	0.00
015- CASH	4,476.03	58,213.54	0.00	0.00
016- CASH	1.29	0.00	0.00	0.00
017- CASH	2,125.45	19,237.06	0.00	0.00
018- CASH	971.08	12,592.47	0.00	0.00
021- CASH	(318,834.74)	455,304.47	412,619.14	0.00
022- CASH	81,759.51	746,124.33	410,949.23	0.00
023- CASH	9,389.72	500,037.11	147.65	0.00
024- CASH	1,024.53	863,847.09	154,819.83	0.00
026- CASH	(1,463.79)	10,621.82	0.00	0.00
035- CASH	(5,174.74)	0.00	0.00	0.00
036- CASH	17,034.09	231,060.53	0.00	0.00
037- CASH	739.12	4,316.58	0.00	0.00
040- CASH	12,487.01	104,364.15	0.00	0.00
042- CASH	39,818.60	0.00	0.00	0.00
048- CASH	6,951.45	53,496.74	0.00	0.00
049- CASH	1,223.48	12,405.62	0.00	0.00
050- CASH	6,557.88	23,006.40	0.00	0.00
052- CASH	1,519.37	8,277.93	0.00	0.00
053- CASH	31,006.73	294,406.10	179,315.39	0.00
057- CASH	49,293.08	1,318,884.59	0.00	0.00
058- CASH	14,763.21	266,471.83	0.00	0.00
070- CASH	1,183.51	283,629.60	0.00	0.00
085- CASH	623.45	0.00	145,029.06	0.00
087- CASH	12,417.12	14,192.06	0.00	0.00
088- CASH	36,880.54	32,032.72	0.00	0.00
090- CASH	875.35	0.00	0.00	0.00
095- CASH	6,249.98	0.00	0.00	0.00
131- CASH	52,077.56	383,012.68	0.00	0.00
132- CASH	(61,296.70)	1,048,500.00	0.00	0.00
133- CASH	(17,827.00)	27,328.53	500,000.00	0.00
147- CASH	920.90	17,773.58	0.00	0.00
540- CASH	5,031.21	82,445.33	0.00	0.00
541- CASH	34,867.80	53,272.47	0.00	0.00
542- CASH	4,479.35	40,299.07	344,741.64	0.00
543- CASH	(2,303.61)	0.00	0.00	0.00
544- CASH	8,205.77	0.00	0.00	0.00
546- CASH	28,652.82	853,500.00	120,000.00	0.00
547- CASH	100,865.53	0.00	0.00	0.00
550- CASH	266,683.53	65,244.53	0.00	0.00
551- CASH	19,403.21	0.00	0.00	0.00
552- CASH	(3,457.25)	0.00	0.00	0.00
555- CASH	4,714.27	90,250.91	13,665.52	0.00
556- CASH	35,247.47	0.00	0.00	0.00
558- CASH	44,800.27	0.00	0.00	0.00
559- CASH	1,250.91	0.00	0.00	0.00
565- CASH	16,887.71	0.00	0.00	0.00
567- CASH	76,274.33	221,552.96	122,526.11	0.00
569- CASH	2,342.83	36,722.10	0.00	0.00
580- CASH	2,835.31	3,540.71	0.00	0.00
591- CASH	3,546.57	0.33	0.00	0.00
592- CASH	1,327.78	0.00	0.00	0.00
593- CASH	4,131.16	0.00	0.00	0.00
594- CASH	1,898.26	5,450.09	0.00	0.00
595- CASH	500.29	26,378.59	0.00	0.00
596- CASH	3,634.07	0.00	0.00	0.00
600- CASH	3,595.33	57,110.19	0.00	0.00
800- CASH	0.00	16,082.93	0.00	0.00
809- CASH	2,179.34	19,076.04	0.00	0.00
810- CASH	988.03	28,285.80	0.00	0.00
812- CASH	243.20	0.00	0.00	0.00
814- CASH	4,117.68	33,000.00	0.00	0.00
817- CASH	85,993.31	0.00	0.00	4,827,534.02
818- CASH	(1,066.33)	0.00	0.00	0.00
Total General Ledger Cash	664,868.10	8,541,836.83	12,979,080.27	4,827,534.02

COMBINED STATEMENT OF REVENUES & EXPENDITURES

Van Zandt County, Texas

For 10/31/2024

	MTD REVENUES	M-T-D EXPENSES	YTD REVENUES	Y-T-D EXPENSES
GENERAL FUND -				
GENERAL FUND -	235,652.63	0.00	235,652.63	0.00
GENERAL FUND -	9,385.97	0.00	9,385.97	0.00
GENERAL FUND -	4,298.55	0.00	4,298.55	0.00
GENERAL FUND -	8,331.78	0.00	8,331.78	0.00
GENERAL FUND -	22,334.55	0.00	22,334.55	0.00
GENERAL FUND -	2,685.98	0.00	2,685.98	0.00
GENERAL FUND -	7,500.00	0.00	7,500.00	0.00
GENERAL FUND -	7,956.13	0.00	7,956.13	0.00
GENERAL FUND - COUNTY JUDGE	0.00	11,095.44	0.00	11,095.44
GENERAL FUND - HUMAN RESOURCE	0.00	7,861.50	0.00	7,861.50
GENERAL FUND - COUNTY CLERK	0.00	22,675.64	0.00	22,675.64
GENERAL FUND - ELECTIONS	0.00	3,709.52	0.00	3,709.52
GENERAL FUND -	0.00	9,099.30	0.00	9,099.30
GENERAL FUND -	0.00	56,481.70	0.00	56,481.70
GENERAL FUND - EMERGENCY MGMT	0.00	1,980.11	0.00	1,980.11
GENERAL FUND - VETERANS	0.00	1,924.29	0.00	1,924.29
GENERAL FUND -	0.00	584.00	0.00	584.00
GENERAL FUND -	0.00	240.00	0.00	240.00
GENERAL FUND - COUNTY COURT AT LAW	0.00	47,333.19	0.00	47,333.19
GENERAL FUND - DISTRICT CLERK	0.00	39,354.55	0.00	39,354.55
GENERAL FUND - JP #1	0.00	23,029.36	0.00	23,029.36
GENERAL FUND - JP #1	0.00	9,113.55	0.00	9,113.55
GENERAL FUND - JP #2	0.00	7,716.83	0.00	7,716.83
GENERAL FUND - JP #3	0.00	9,109.38	0.00	9,109.38
GENERAL FUND - JP #4	0.00	9,580.66	0.00	9,580.66
GENERAL FUND - DAVICTM COORDINATOR	0.00	49,023.65	0.00	49,023.65
GENERAL FUND - CO. AUDITOR	0.00	19,908.81	0.00	19,908.81
GENERAL FUND - CO. TREASURER	0.00	12,407.42	0.00	12,407.42
GENERAL FUND - TAX COLLECTOR	0.00	29,368.07	0.00	29,368.07
GENERAL FUND - DATA PROCESSING	0.00	74,111.47	0.00	74,111.47
GENERAL FUND - PUBLIC BLDGS/ BLDG SECURITY	0.00	20,546.38	0.00	20,546.38
GENERAL FUND -	0.00	171.97	0.00	171.97
GENERAL FUND - CONSTABLE PCT.1	0.00	4,954.88	0.00	4,954.88
GENERAL FUND - CONSTABLE PCT.2	0.00	57,069.39	0.00	57,069.39
GENERAL FUND - CONSTABLE PCT.3	0.00	4,679.76	0.00	4,679.76
GENERAL FUND - CONSTABLE PCT.4	0.00	4,698.50	0.00	4,698.50
GENERAL FUND - DPS (1)	0.00	3,323.14	0.00	3,323.14
GENERAL FUND - EXT. SERVICE	0.00	3,328.04	0.00	3,328.04
GENERAL FUND - PCT #1 COLLECT	0.00	495.92	0.00	495.92
GENERAL FUND - PCT #2 COLLECT	0.00	1,369.04	0.00	1,369.04
GENERAL FUND - PCT #3 COLLECT	0.00	1,503.02	0.00	1,503.02
GENERAL FUND - SHERIFF CHAPTER 59 FORFEITURE	0.00	684,278.00	0.00	684,278.00
BUILDING SECURITY	242.91	0.00	242.91	0.00
BUILDING SECURITY	80.27	0.00	80.27	0.00
BUILDING SECURITY PUBLIC BLDGS/ BLDG SECURITY	4,167.00	0.00	4,167.00	0.00
JUSTICE COURT BUILDING SECURITY	0.00	4,977.40	0.00	4,977.40
JUSTICE COURT BUILDING SECURITY PUBLIC BLDGS/ BLDG SECURITY	52.54	0.00	52.54	0.00
ROAD & BRIDGE PCT 1	0.00	191.56	0.00	191.56
	19,080.01	0.00	19,080.01	0.00

COMBINED STATEMENT OF REVENUES & EXPENDITURES
Van Zandt County, Texas
For 10/31/2024

	MTD REVENUES	M-T-D EXPENSES	YTD REVENUES	Y-T-D EXPENSES
ROAD & BRIDGE PCT 1				
ROAD & BRIDGE PCT 1	759.95	0.00	759.95	0.00
ROAD & BRIDGE PCT 1	348.04	0.00	348.04	0.00
ROAD & BRIDGE PCT 1	20,623.93	0.00	20,623.93	0.00
ROAD & BRIDGE PCT 1	659.37	0.00	659.37	0.00
ROAD & BRIDGE PCT 1	282.64	0.00	282.64	0.00
ROAD & BRIDGE PCT 1	13,533.10	0.00	13,533.10	0.00
ROAD & BRIDGE PCT 1	15,390.48	0.00	15,390.48	0.00
ROAD & BRIDGE PCT 1	9,920.03	0.00	9,920.03	0.00
ROAD & BRIDGE PCT 1	1,788.77	0.00	1,788.77	0.00
ROAD & BRIDGE PCT 1	0.00	113,154.78	0.00	113,154.78
ROAD & BRIDGE PCT 1	0.00	1,814.00	0.00	1,814.00
ROAD & BRIDGE PCT 1	23,651.67	0.00	23,651.67	0.00
ROAD & BRIDGE PCT 2	942.04	0.00	942.04	0.00
ROAD & BRIDGE PCT 2	431.43	0.00	431.43	0.00
ROAD & BRIDGE PCT 2	25,951.69	0.00	25,951.69	0.00
ROAD & BRIDGE PCT 2	829.71	0.00	829.71	0.00
ROAD & BRIDGE PCT 2	355.66	0.00	355.66	0.00
ROAD & BRIDGE PCT 2	17,029.09	0.00	17,029.09	0.00
ROAD & BRIDGE PCT 2	19,366.29	0.00	19,366.29	0.00
ROAD & BRIDGE PCT 2	12,296.91	0.00	12,296.91	0.00
ROAD & BRIDGE PCT 2	3,005.16	0.00	3,005.16	0.00
ROAD & BRIDGE PCT 2	2,100.00	0.00	2,100.00	0.00
ROAD & BRIDGE PCT 2	0.00	205,511.31	0.00	205,511.31
ROAD & BRIDGE PCT 2	0.00	1,814.00	0.00	1,814.00
ROAD & BRIDGE PCT 2	18,184.53	0.00	18,184.53	0.00
ROAD & BRIDGE PCT 3	724.28	0.00	724.28	0.00
ROAD & BRIDGE PCT 3	331.70	0.00	331.70	0.00
ROAD & BRIDGE PCT 3	26,808.28	0.00	26,808.28	0.00
ROAD & BRIDGE PCT 3	857.09	0.00	857.09	0.00
ROAD & BRIDGE PCT 3	367.40	0.00	367.40	0.00
ROAD & BRIDGE PCT 3	17,591.17	0.00	17,591.17	0.00
ROAD & BRIDGE PCT 3	20,005.51	0.00	20,005.51	0.00
ROAD & BRIDGE PCT 3	9,454.47	0.00	9,454.47	0.00
ROAD & BRIDGE PCT 3	2,450.61	0.00	2,450.61	0.00
ROAD & BRIDGE PCT 3	0.00	185,167.25	0.00	185,167.25
ROAD & BRIDGE PCT 3	0.00	1,814.00	0.00	1,814.00
ROAD & BRIDGE PCT 4	17,634.68	0.00	17,634.68	0.00
ROAD & BRIDGE PCT 4	702.38	0.00	702.38	0.00
ROAD & BRIDGE PCT 4	321.67	0.00	321.67	0.00
ROAD & BRIDGE PCT 4	20,746.29	0.00	20,746.29	0.00
ROAD & BRIDGE PCT 4	663.28	0.00	663.28	0.00
ROAD & BRIDGE PCT 4	284.32	0.00	284.32	0.00
ROAD & BRIDGE PCT 4	13,613.39	0.00	13,613.39	0.00
ROAD & BRIDGE PCT 4	15,481.80	0.00	15,481.80	0.00
ROAD & BRIDGE PCT 4	9,168.59	0.00	9,168.59	0.00
ROAD & BRIDGE PCT 4	4,027.36	0.00	4,027.36	0.00
ROAD & BRIDGE PCT 4	0.00	98,362.75	0.00	98,362.75
ROAD & BRIDGE PCT 4	0.00	1,814.00	0.00	1,814.00
ROAD & BRIDGE GENERAL	44.32	0.00	44.32	0.00
ROAD & BRIDGE GENERAL	7,256.00	0.00	7,256.00	0.00

COMBINED STATEMENT OF REVENUES & EXPENDITURES

Van Zandt County, Texas

For 10/31/2024

	MTD REVENUES	M-T-D EXPENSES	YTD REVENUES	Y-T-D EXPENSES
ROAD & BRIDGE GENERAL				
ROAD & BRIDGE GENERAL	0.00	5,011.08	0.00	5,011.08
VICTIMS COORDINATOR GRANT DAVICTIM COORDINATOR	0.00	5,838.62	0.00	5,838.62
DA FORFEITURE FUND II	964.15	0.00	964.15	0.00
DA FORFEITURE FUND II DAVICTIM COORDINATOR	0.00	434.19	0.00	434.19
CONSTABLE PCT 4 SEIZURE	18.01	0.00	18.01	0.00
COUNTY LAW LIBRARY	435.48	0.00	435.48	0.00
COUNTY LAW LIBRARY	0.00	1,721.00	0.00	1,721.00
COUNTY FREE LIBRARY	320.50	0.00	320.50	0.00
COUNTY FREE LIBRARY	202.64	0.00	202.64	0.00
COUNTY FREE LIBRARY	12,420.00	0.00	12,420.00	0.00
COUNTY FREE LIBRARY LIBRARY	0.00	8,982.17	0.00	8,982.17
SUPPLEMENTAL GUARDIANSHIP	223.23	0.00	223.23	0.00
COUNTY CHILD ABUSE PREVENTION	51.77	0.00	51.77	0.00
COURT RELATED PROGRAMS	96.00	0.00	96.00	0.00
COUNTY & DISTRICT TECH FIND	34.54	0.00	34.54	0.00
CAPITAL CREDIT ECONOMICAL DEVELOP	1,175.89	0.00	1,175.89	0.00
COUNTY CLERK RECORDS FUND	5,503.33	0.00	5,503.33	0.00
DISTRICT CLERK RECORDS FUND	1,111.91	0.00	1,111.91	0.00
PERMANENT IMPROVEMENT FUND	1,183.51	0.00	1,183.51	0.00
PERMANENT IMPROVEMENT FUND	27.00	0.00	27.00	0.00
DEBT SERVICE FUND	(42.53)	0.00	(42.53)	0.00
VZC INDIGENT HEALTH PROGRAM	19,191.00	0.00	19,191.00	0.00
VZC INDIGENT HEALTH PROGRAM IHC	0.00	5,925.33	0.00	5,925.33
SOIL CONSERVATION DIST FUND	133.66	0.00	133.66	0.00
VZC JAIL	244,457.00	0.00	244,457.00	0.00
VZC JAIL	0.00	111,869.23	0.00	111,869.23
VZC SHERIFFS DEPT	385,293.00	0.00	385,293.00	0.00
VZC SHERIFFS DEPT	0.00	141,592.15	0.00	141,592.15
VZC SHERIFFS DEPT	0.00	41,549.15	0.00	41,549.15
VZC LAW ENFORCEMENT SUPPLEMENT	500,000.00	0.00	500,000.00	0.00
VZC LAW ENFORCEMENT SUPPLEMENT	114.03	0.00	114.03	0.00
VZC LAW ENFORCEMENT SUPPLEMENT	0.00	20,665.51	0.00	20,665.51
2020 HAVA CARES ACT	74.16	0.00	74.16	0.00
PRETRIAL SUPERVISION	2,625.00	0.00	2,625.00	0.00
PRETRIAL SUPERVISION	364.88	0.00	364.88	0.00
PRETRIAL SUPERVISION	0.00	1,851.32	0.00	1,851.32
COMMUNITY SUP & CORRECTIONS	24,605.00	0.00	24,605.00	0.00
COMMUNITY SUP & CORRECTIONS	222.29	0.00	222.29	0.00
COMMUNITY SUP & CORRECTIONS	0.00	43,288.24	0.00	43,288.24
ADULT PROBATION CIVIL	460.00	0.00	460.00	0.00
ADULT PROBATION CIVIL	87.91	0.00	87.91	0.00
ADULT PROBATION CIVIL	0.00	2,435.42	0.00	2,435.42
HIGH RISK SUBSTANCE ABUSE - CCP	0.00	4,675.36	0.00	4,675.36
HIGH RISK SEX OFFENDERS - CCP	0.00	5,561.88	0.00	5,561.88
VZCJPD - LOCAL	23,980.00	0.00	23,980.00	0.00
VZCJPD - LOCAL	2,955.07	0.00	2,955.07	0.00
VZCJPD - LOCAL	18,750.00	0.00	18,750.00	0.00
VZCJPD - LOCAL	0.00	15,630.09	0.00	15,630.09
VZCJPD - LOCAL	0.00	50,695.63	0.00	50,695.63
VZCJPD - STATE AID	151,447.00	0.00	151,447.00	0.00

COMBINED STATEMENT OF REVENUES & EXPENDITURES

Van Zandt County, Texas

For 10/31/2024

	MTD REVENUES	M-T-D EXPENSES	YTD REVENUES	Y-T-D EXPENSES
VZCJPD - STATE AID				
VZCJPD - STATE AID	0.00	6,118.30	0.00	6,118.30
VZCJPD - STATE AID	0.00	28,256.16	0.00	28,256.16
VZCJPD - STATE AID	0.00	5,209.82	0.00	5,209.82
VZCJPD - STATE AID	0.00	19,376.38	0.00	19,376.38
VZCJPD - STATE AID	0.00	770.00	0.00	770.00
DA SUPPLEMENTAL	275,000.00	0.00	275,000.00	0.00
DA SUPPLEMENTAL	272.25	0.00	272.25	0.00
DA SUPPLEMENTAL DAVICTIM COORDINATOR	0.00	14,838.77	0.00	14,838.77
VZCJPD - DSA COMMUNITY	0.00	(878.53)	0.00	(878.53)
JUVENILE PROBATION INTEREST	3,900.90	0.00	3,900.90	0.00
VZCJPD - DSA RESIDENTIAL	29,804.00	0.00	29,804.00	0.00
VZCJPD - DSA RESIDENTIAL	0.00	8,369.75	0.00	8,369.75
VZCJPD - DSA P&I	25,351.00	0.00	25,351.00	0.00
VZCJPD - DSA P&I	0.00	3,929.09	0.00	3,929.09
ADULT PROBATION - MENTAL IMPAIRMENT	0.00	4,624.18	0.00	4,624.18
FIRE MARSHAL	25,890.00	0.00	25,890.00	0.00
FIRE MARSHAL	904.75	0.00	904.75	0.00
FIRE MARSHAL	0.00	10,887.75	0.00	10,887.75
HAVA ELECTION GRANT	153.23	0.00	153.23	0.00
DA CHECK COLLECTION	14.77	0.00	14.77	0.00
CONSTABLE PCT 4 TLEOSE FUND	22.74	0.00	22.74	0.00
SHERIFF TLEOSE FUND	110.07	0.00	110.07	0.00
PRETRIAL INTERVENTION PROGRAM	500.00	0.00	500.00	0.00
PRETRIAL INTERVENTION PROGRAM	79.60	0.00	79.60	0.00
PRETRIAL INTERVENTION PROGRAM DAVICTIM	0.00	1,378.46	0.00	1,378.46
COORDINATOR				
SHERIFF JUSTICE FORFEITURE FUND	118.03	0.00	118.03	0.00
AMERICAN RESCUE PLAN	(4,148.10)	0.00	(4,148.10)	0.00
AMERICAN RESCUE PLAN DAVICTIM COORDINATOR	0.00	86,711.94	0.00	86,711.94
JUV PROBATION - SALARY ADJUSTMENT	0.00	531.28	0.00	531.28
JUV PROBATION - SALARY ADJUSTMENT	0.00	2,912.61	0.00	2,912.61