


Van Zandt County
Monthly Financial & Investment Report
Month Ending May 31, 2022

TO BE RECORDED IN THE JUNE 22, 2022 MINUTES

OF THE COMMISSIONERS' COURT

BY VAN ZANDT COUNTY CLERK.


SUBMITTED THIS THE 17th DAY OF JUNE 2022



Kenny Edwards, Treasurer

The Van Zandt County Commissioners' Court, having reviewed the Treasurer's Report as presented, having taken reasonable steps to ensure its accuracy, and based upon presentations of the Treasurer's Office, does hereby approve the Report, subject to the independent auditor's review and does further order that it be filed with the official minutes of this meeting. {LGC 114.026(c)}

In addition, the below signatures affirm that the Treasurers' Report complies with statutes as referenced. {LGC 114.026(d)}S



Don Kirkpatrick, Van Zandt County Judge




Chad LaPrade

Commissioner Precinct #1




Keith Pearson

Commissioner Precinct #3



Virgil Melton, Jr.

Commissioner Precinct #2



Tim West

Commissioner Precinct #4

COMBINED STATEMENT OF CASH POSITION FOR MAY

FUND NAME	CHECKING ACCOUNT	CHECKING AMOUNT	TDOA ACCOUNT	TDOA AMOUNT	FUND TOTAL
2022 010 GENERAL FUND	FIN CLEAR AMERICAN CTY JURY	407,357.62	TDOA MBIA	2,366,068.75	9,834,368.75
		3,411.00			12,611,206.12
2022 012 RESERVE FUNDS	FIN CLEAR		TDOA MBIA		
2022 015 SHERIFF CHAPTER 59 FORFEITURE IN CLEAR AMERICAN		2,781.49	TDOA MBIA	36,391.23	39,172.72
2022 016 DA FORFEITURE FUND	FIN CLEAR		TDOA MBIA		
	ESCRROW #1	2,463.66			
	ESCRROW #2	9,734.70			
	ESCRROW #3	6,005.53			
	ESCRROW #4	37,554.57			
	ESCRROW #5	2,970.27			
	ESCRROW #6	11,682.97			
	ESCRROW #7	2,000.75			
	ESCRROW #8	934.33			
	ESCRROW #9	1,052.32			
	ESCRROW #10	29,077.05			
	ESCRROW #11	5,591.70			
	ESCRROW #12	5,100.33			
	ESCRROW #13				
	ESCRROW #14				
	ESCRROW #15				
	ESCRROW #16				
	ESCRROW #17				
	ESCRROW #18				
	ESCRROW #19				
	ESCRROW #20				
	ESCRROW #21				
	ESCRROW #22				
	ESCRROW #23				
	ESCRROW #24				
	ESCRROW #25				
	ESCRROW #26				
	ESCRROW #27				
	ESCRROW #28				
	ESCRROW #29				
	ESCRROW #30				
	ESCRROW #31				
	ESCRROW #32				
	ESCRROW #33				
	ESCRROW #34				
	ESCRROW #35				
	ESCRROW #36				
	ESCRROW #37				
	ESCRROW #38				
	ESCRROW #39				
	ESCRROW #40				
	ESCRROW #41				
	ESCRROW #42				
	ESCRROW #43				
	ESCRROW #44				
	ESCRROW #45				
		2,929.42			

FUND NAME	CHECKING ACCOUNT	CHECKING AMOUNT	TDOA ACCOUNT	TDOA AMOUNT	FUND TOTAL
	ESCROW #46				
	ESCROW #47				
	ESCROW #48				
	ESCROW #49				
	ESCROW #50				
	ESCROW #51				
	ESCROW #52				
	ESCROW #53				
	ESCROW #54				
	ESCROW #55				
	ESCROW #56				
	ESCROW #57				
	ESCROW #58				
	ESCROW #59				
	ESCROW #60				
	ESCROW #61				
	ESCROW #62				
	ESCROW #63				
	ESCROW #64				
	ESCROW #65				
	ESCROW #66				
	ESCROW #67				
	ESCROW #68				
	ESCROW #69				
	ESCROW #70				
	ESCROW #71				
	ESCROW #72				
	ESCROW #73				
	ESCROW #74				
	ESCROW #75				
	ESCROW #76				
	ESCROW #77				
	ESCROW #78				
	ESCROW #79				
	ESCROW #80				
	ESCROW #81				
	ESCROW #82				
	ESCROW #83				
	ESCROW #84				
	ESCROW #85				
	ESCROW #86				
	ESCROW #87				
	ESCROW #88				
	FIN CLEAR	4,880.75	TDOA MBIA	25,044.66	124,223.48
2022 017 BUILDING SECURITY FUND					
	FIN CLEAR	2,520.85	TDOA	9,424.23	29,925.41
2022 018 JUSTICE COURI BLDG SECURITY FUND					
	ESCROW #13				
	ESCROW #14				
	ESCROW #15				
	ESCROW #16				
	ESCROW #45				
2022 019 DA FORFEITURE FUND					
	FIN CLEAR	11,855.97	TDOA	405,117.10	11,945.08
2022 021 ROAD & BRIDGE - PCT. 1					

COMBINED STATEMENT OF CASH POSITION FOR MAY

FUND NAME	CHECKING ACCOUNT	CHECKING AMOUNT	TDOA ACCOUNT	TDOA AMOUNT	FUND TOTAL
2022 022 ROAD & BRIDGE - PCT. 2	FIN CLEAR	12,906.90	TDOA MBIA	1,210,852.20	2,396,175.27
2022 023 ROAD & BRIDGE - PCT. 3	FIN CLEAR	6,262.24	TDOA MBIA	1,172,416.17	1,800,139.46
2022 024 ROAD & BRIDGE - PCT. 4	FIN CLEAR	11,838.70	TDOA MBIA	460,878.22	1,880,180.43
2022 026 ROAD & BRIDGE - GEN	FIN CLEAR	6,330.76	TDOA MBIA	1,332,999.00	1,880,749.89
2022 035 VICTIM COORDINATOR GRANT	FIN CLEAR	10,136.90-	TDOA MBIA	687,591.84	1,022.90
2022 036 DA FORFEITURE FUND II	FIN CLEAR	5,626.35	TDOA MBIA	1,180,749.89	1,022.90
2022 037 CONSTABLE PCT #4 SEIZURE	FIN CLEAR	819.89	TDOA MBIA	75,322.64	80,948.99
2022 040 COUNTY LAW LIBRARY FUND	FIN CLEAR	6,621.54	TDOA MBIA	3,889.25	4,709.14
2022 042 COUNTY FREE LIBRARY	FIN CLEAR	41,232.11	TDOA MBIA	74,835.06	81,456.60
2022 047 DIGITIZE RECORDS	FIN CLEAR	4,242.19	TDOA MBIA	123,114.55	41,232.11
2022 048 SUPPLEMENTAL GUARDIANSHIP	FIN CLEAR	3,608.22	TDOA	39,513.72	127,356.74
2022 049 COUNTY CHILD ABUSE PREVENTION CLEAR	FIN CLEAR	3,010.44	TDOA	8,295.89	43,121.94
2022 050 COURT RELATED PROGRAMS	FIN CLEAR	6,467.79	TDOA MBIA	8,008.82	11,306.33
2022 052 COUNTY & DISTRICT TECH FUND FIN CLEAR	FIN CLEAR	4,183.90	TDOA MBIA	4,997.18	14,476.61
2022 053 CAPITALCREDITSECONOMICDEVELOP CLEAR	FIN CLEAR	4,350.33	TDOA MBIA	4,997.18	9,181.08
2022 054 DISTRICT CLERK TECHNOLOGY FUFIN CLEAR	FIN CLEAR	3,051.24	TDOA MBIA	291,988.51	331,417.29
2022 055 CHAPTER 19	FIN CLEAR	5,139.70	TDOA MBIA	35,078.45	26,126.53
2022 056 COUNTY RECORDS FUND	FIN CLEAR	3,441.43	TDOA MBIA	23,075.29	155,333.23
2022 057 COUNTY CLERK RECORDS FUND	FIN CLEAR	3,441.43	TDOA MBIA	155,333.23	160,472.93
					391,419.67
					394,861.10

DATE 06/17/2022 TIME 09:39

COMBINED STATEMENT OF CASH POSITION FOR MAY

GELL02 PAGE

FUND NAME	CHECKING ACCOUNT	CHECKING AMOUNT	TDOA ACCOUNT	TDOA AMOUNT	FUND TOTAL
2022 058 DISTRICT CLERK RECORDS FUND	FIN CLEAR	7,483.75	TDOA	16,472.86	23,956.61
2022 059 COUNTY CLERK ARCHIVE	FIN CLEAR	10,233.31	TDOA	463,600.26	473,833.57
2022 070 PERMANENT IMPROVEMENT FUND	FIN CLEAR		TDOA MBIA		
2022 075 RIGHT-OF-WAY FUND	FIN CLEAR		TDOA MBIA		
2022 084 TAX ANTICIPATION NOTES	FIN CLEAR		TDOA MBIA		
2022 085 DEBT SERVICE FUND	DEBT CL	32,829.28	TDOA MBIA	61,907.08	94,736.36
2022 087 VZC INDIGENT HEALTH PROGRAM	FIN CLEAR	11,165.52	TDOA MBIA	159,192.06	170,357.58
2022 088 SOIL CONSERVATION DIST FUND	FIN CLEAR	9,334.03	TDOA MBIA	24,416.41	33,750.44
2022 090 APPELLATE JUSTICE SYSTEM FUND	FIN CLEAR	850.35	TDOA MBIA		850.35
2022 095 PAYROLL CLEARING ACCOUNT	PAYCLEAR	194,039.82	MBIA		194,039.82
2022 096 GEN FIXED ASSETS ACCOUNT	GRP		MBIA		
2022 097 LONG TERM DEBT GROUP			MBIA		
2022 131 VAN ZANDT COUNTY JAIL	FIN CLEAR	11,217.85	TDOA MBIA	752,012.68	763,230.53
2022 132 VAN ZANDT COUNTY SHERIFF DEPT	FIN CLEAR	12,171.18	TDOA MBIA	590,000.00	602,171.18
2022 136 STATEWIDE EMERGENCY RADIO	INFIN CLEAR				
2022 145 SOLID WASTE GRANT	FIN CLEAR				
2022 147 2020 HAVA CARES ACT	FIN CLEAR	1,846.74	TDOA MBIA	15,051.87	16,898.61
2022 400 FRUITVALE 2021 TXCDBG	722048WALTER				
2022 401 BENWHEELERMSC	71348911131115				
2022 402 LITTLEHOPENMOOREMSC	7130260813				
2022 540 PRETRIAL SUPERVISION	FIN CLEAR	149.78	TDOA	118,286.75	118,436.53
2022 541 COMMUNITY SUP & CORRECTIONS	FIN CLEAR	1,743.80	TDOA MBIA	242,429.84	240,686.04
2022 542 ADULT PROBATION CIVIL	FIN CLEAR	6,874.09	TDOA	51,219.88	

DATE 06/17/2022 TIME 09:39

COMBINED STATEMENT OF CASH POSITION FOR MAY

GELL102 PAGE

FUND NAME	CHECKING ACCOUNT	CHECKING AMOUNT	TDOA ACCOUNT	TDOA AMOUNT	FUND TOTAL
2022 543 HIGH RISK SUBSTANCE ABUSE -CFIN CLEAR		6,414.73-	TDOA MBIA	312,009.89	370,103.86
2022 544 HIGH RISK SEX OFFENDER -CCP FIN CLEAR		2,927.00	TDOA		6,414.73-
2022 545 GRANT C COMMIT REDUCTION PROFITN CLEAR					2,927.00
2022 546 JUVENILE PROBATION FUND	FIN CLEAR	11,550.54	TDOA MBIA	285,000.00	416,550.54
				120,000.00	
2022 547 VZCJPD STATE AID GRANT A	FIN CLEAR	64,470.37	TDOA MBIA		64,470.37
2022 549 VZCJPD - GRANT N	FIN CLEAR	4,479.81	TDOA MBIA		4,479.81
2022 550 D A SUPPLEMENTAL FUND	FIN CLEAR	4,153.27	TDOA MBIA		4,153.27
2022 551 VOICES - JUV CJD GRANT	FIN CLEAR		TDOA		
2022 552 ETCOG RESIDENTIAL	FIN CLEAR	61.00-			61.00-
2022 555 JUVENILE PROBATION INTEREST FIN CLEAR		110.02	TDOA MBIA	24,335.72	24,715.92
				270.18	
2022 556 REGIONAL SERVICE ENHANCEMENTFIN CLEAR		20,467.84			20,467.84
2022 558 GRANT S	FIN CLEAR	45,642.08			45,642.08
2022 559 MENTAL IMPAIRMENT CASELOAD	FIN CLEAR	4,384.54-	TDOA MBIA		4,384.54-
2022 565 INDIGENT DEFENSE GRANT	FIN CLEAR	1,047.11	TDOA	18,142.64	19,189.75
2022 567 FIRE MARSHAL	FIN CLEAR	6,078.55	TDOA MBIA	279,550.91	395,876.51
				110,247.05	
2022 568 TECHNOLOGY RESOURCES	FIN CLEAR	1.07	TDOA		1.07
2022 569 HAVA ELECTION GRANT	FIN CLEAR	5,304.60	TDOA	15,231.72	20,536.32
2022 570 GOLDEN WATER SUPPLY CORP					
2022 580 D.A. CHECK COLLECTION FUND	FIN CLEAR	147.63	TDOA MBIA	8,189.90	8,337.53
2022 591 CONSTABLE #1 TLEOSE FUND	FIN CLEAR	2,780.68	TDOA MBIA	.33	2,781.01
2022 592 CONSTABLE #2 TLEOSE FUND	FIN CLEAR	1,777.78	MBIA		1,777.78
2022 593 CONSTABLE #3 TLEOSE FUND	FIN CLEAR	4,062.82	MBIA		4,062.82

FUND NAME	CHECKING ACCOUNT	CHECKING AMOUNT	TDOA ACCOUNT	TDOA AMOUNT	FUND TOTAL
2022 594 CONSTABLE #4 TIEOSE FUND	FIN CLEAR	592.36	TDOA MBIA	4,910.47	5,502.83
2022 595 SHERIFF TIEOSE FUND	FIN CLEAR	882.84	TDOA MBIA	14,024.05	14,906.89
2022 596 DA TIEOSE FUND	FIN CLEAR	3,159.94	MBIA	3,159.94	3,159.94
2022 600 JUSTICE COURT TECHNOLOGY FUNDFIN CLEAR		3,832.79	TDOA MBIA	50,692.18	54,524.97
2022 800 CONTRIBUTION RELIEF FUND	FIN CLEAR		TDOA	16,082.93	16,082.93
2022 802 VETERAN'S MEMORIAL WALL FUNDFIN CLEAR			TDOA		
2022 803 HISTORICAL COMMISSION	FIN CLEAR	5,839.53	TDOA	5,291.63	11,131.16
2022 804 VAN TORNADO-ASSISTANCE	FIN CLEAR				
2022 805 FEMA - DEC 2015 STORM	FIN CLEAR		TDOA		
2022 806 FEMA APRIL 2016 STORM	FIN CLEAR				
2022 807 HAZARD MITIGATION GRANT	FIN CLEAR		TDOA		
2022 808 COURTHOUSE PLANNING GRANT	FIN CLEAR				
2022 809 PRETRIAL INTERVENTION PROGRAMFIN CLEAR		3,653.63	TDOA	37,399.95	41,053.58
2022 810 SHERIFF JUSTICE FORFEITURE FFIN CLEAR		870.00	TDOA	25,482.02	26,352.02
2022 811 SHERIFF TREASURY FORFEITURE FIN CLEAR			TDOA		
2022 812 CONSTABLE PCT #1 FORFEITURE FIN CLEAR		500.00	TDOA		500.00
2022 813 VOICES - JUV CJD GRANT	FIN CLEAR	7,958.63-			7,958.63-
2022 814 LOCAL TRUANCY PREVENTION & DFIN CLEAR		7,795.04	TDOA	10,000.00	17,795.04
2022 815 COVID -19	FIN CLEAR		TDOA MBIA TX CLASS		
2022 816 COUNTY INFRASTORE FUND GRANTFIN CLEAR		11,605.02-	TDOA MBIA		11,605.02-
2022 817 AMERICAN RESCUE PLAN	FIN CLEAR	16,074.82	TDOA MBIA TX CLASS	5,370,782.44	5,386,857.26
TOTAL		1,160,258.09		30,140,498.16	31,300,756.25

CHECK ACCOUNT

ACCOUNT BALANCE - FIN CLEAR	805,754.51
ACCOUNT BALANCE - CTY JURY	3,411.00
ACCOUNT BALANCE - ESCROW #1	2,463.66
ACCOUNT BALANCE - ESCROW #2	9,734.70
ACCOUNT BALANCE - ESCROW #3	6,005.53
ACCOUNT BALANCE - ESCROW #4	37,554.57
ACCOUNT BALANCE - ESCROW #5	2,970.27
ACCOUNT BALANCE - ESCROW #6	11,682.97
ACCOUNT BALANCE - ESCROW #7	2,000.75
ACCOUNT BALANCE - ESCROW #8	934.33
ACCOUNT BALANCE - ESCROW #9	1,052.32
ACCOUNT BALANCE - ESCROW #10	29,077.05
ACCOUNT BALANCE - ESCROW #11	5,591.70
ACCOUNT BALANCE - ESCROW #12	5,100.33
ACCOUNT BALANCE - ESCROW #17	6,484.74
ACCOUNT BALANCE - ESCROW #27	2,929.42
ACCOUNT BALANCE - ESCROW #84	32,641.14
ACCOUNT BALANCE - DEBT CL	32,829.28
ACCOUNT BALANCE - PAYCLEAR	194,039.82

TOTAL

1,160,258.09

TDOA ACCOUNT

ACCOUNT BALANCE - TDOA	9,629,202.00
ACCOUNT BALANCE - MBTA	15,140,513.72
ACCOUNT BALANCE - TX CLASS	5,370,782.44

TOTAL

30,140,498.16

CHECK

TDOA

FUND NAME	***** MONTH TO DATE ***** REVENUES	***** MONTH TO DATE ***** EXPENSES	***** YEAR TO DATE ***** REVENUES	***** YEAR TO DATE ***** EXPENSES
2022 GENERAL FUND	731,597.54	1,203,504.33	13,441,100.21	8,966,230.18
2022 RESERVE FUNDS	.00	.00	.00	.00
2022 SHERIFF CHAPTER 59 FORFEITURE	7,365.16	.00	14,418.19	.00
2022 DA FORFEITURE FUND	.00	.00	.00	.00
2022 BUILDING SECURITY FUND	6,112.48	4,687.76	39,863.34	39,459.10
2022 JUSTICE COURT BLDG SECURITY	213.54	57.00	1,495.82	2,311.00
2022 DA FORFEITURE FUND	.00	.00	.00	.00
2022 ROAD & BRIDGE - PCT. 1	48,170.15	229,673.47	1,918,674.18	1,224,137.71
2022 ROAD & BRIDGE - PCT. 2	58,689.65	95,852.55	2,353,039.87	1,100,265.71
2022 ROAD & BRIDGE - PCT. 3	50,603.49	117,751.38	2,139,502.13	1,298,317.37
2022 ROAD & BRIDGE - PCT. 4	45,143.33	69,571.19	1,812,775.31	550,766.80
2022 ROAD & BRIDGE - GEN	4,668.53	2,545.62	37,345.04	34,384.13
2022 VICTIM COORDINATOR GRANT	10,185.71	4,620.72	29,173.47	40,418.02
2022 DA FORFEITURE FUND II	40.89	1,100.58	141,090.29	111,909.04
2022 CONSTABLE PCT #4 SEIZURE	2.04	.00	4.15	.00
2022 COUNTY LAW LIBRARY FUND	3,100.46	2,267.87	18,818.85	16,093.02
2022 COUNTY FREE LIBRARY	11,233.68	9,867.64	90,436.79	78,948.26
2022 DIGITIZE RECORDS	710.41	.00	7,980.64	.00
2022 SUPPLEMENTAL GUARDIANSHIP	700.83	.00	3,241.51	.00
2022 COUNTY CHILD ABUSE PREVENTION	37.20	.00	225.01	.00
2022 COURT RELATED PROGRAMS	547.72	.00	4,154.19	.00
2022 COUNTY & DISTRICT TECH FUND	144.44	.00	1,022.30	.00
2022 CAPITALCREDITSECONOMICDEVELOP	178.26	.00	378.08	25,775.00
2022 DISTRICT CLERK TECHNOLOGY FUND	37.16	.00	2,490.61	19,605.00
2022 CHAPTER 19	.00	.00	.00	.00
2022 COUNTY RECORDS FUND	257.62	220.00	3,728.73	1,961.00

FUND NAME	***** MONTH TO DATE ***** REVENUES	EXPENSES	***** YEAR TO DATE ***** REVENUES	EXPENSES
2022 COUNTY CLERK RECORDS FUND	13,597.39	24,189.80	91,182.06	54,728.40
2022 DISTRICT CLERK RECORDS FUND	1,527.92	.00	6,616.10	.00
2022 COUNTY CLERK ARCHIVE	14,535.55	246,395.34	93,949.75	246,395.34
2022 PERMANENT IMPROVEMENT FUND	.00	.00	.00	.00
2022 RIGHT-OF-WAY FUND	.00	.00	.00	.00
2022 TAX ANTICIPATION NOTES	.00	.00	.00	.00
2022 DEBT SERVICE FUND	8,439.80	.00	535,964.19	1,092,512.81
2022 VZC INDIGENT HEALTH PROGRAM	18,333.00	5,347.54	177,262.10	124,937.31
2022 SOIL CONSERVATION DIST FUND	12.87	.00	211,362.38	244,928.25
2022 APPELLATE JUSTICE SYSTEM FUND	430.00	.00	2,670.00	3,505.00
2022 PAYROLL CLEARING ACCOUNT.	.00	.00	.00	.00
2022 GEN FIXED ASSETS ACCOUNT GRP	.00	.00	.00	.00
2022 LONG TERM DEBT GROUP	.00	.00	.00	.00
2022 VAN ZANDT COUNTY JAIL	237,274.50	102,863.37	1,908,912.06	1,364,456.78
2022 VAN ZANDT COUNTY SHERIFF DEPT	360,010.10	236,137.13	2,286,338.66	1,930,981.99
2022 STATEWIDE EMERGENCY RADIO INFRA	.00	.00	.00	.00
2022 SOLID WASTE GRANT	.00	.00	.00	.00
2022 2020 HAVA CARES ACT	7.93	.00	16.23	.00
2022 FRUITVALE 2021 TXCDBG 7220480	6,050.00	6,050.00	12,100.00	12,100.00
2022 BENWHEELERWSC 71348911131115	.00	.00	.00	.00
2022 LITTLEHOPEMOOREWSC713026081315	.00	.00	.00	.00
2022 PRETRIAL SUPERVISION	2,872.37	4,891.25	31,076.44	40,175.31
2022 COMMUNITY SUP & CORRECTIONS	29,842.21	52,115.01	409,457.45	423,299.94
2022 ADULT PROBATION CIVIL	1,532.96	1,442.16	10,759.57	11,561.45
2022 HIGH RISK SUBSTANCE ABUSE -CCP	.00	3,913.30	29,727.92	36,806.13
2022 HIGH RISK SEX OFFENDER -CCP	.00	4,699.22	46,515.00	44,189.06

FUND NAME	***** MONTH TO DATE ***** REVENUES	***** YEAR TO DATE ***** EXPENSES	***** MONTH TO DATE ***** REVENUES	***** YEAR TO DATE ***** EXPENSES
2022 GRANT C COMMIT REDUCTION PROG	.00	.00	.00	.00
2022 JUVENILE PROBATION FUND	71,556.18	41,304.33	411,030.67	390,419.95
2022 VZCJPD STATE AID GRANT A	39,388.00	34,956.42	393,890.00	332,076.57
2022 VZCJPD - GRANT N	.00	.00	.00	.00
2022 D A SUPPLEMENTAL FUND	7,500.00	1,727.94	15,000.00	14,360.43
2022 VOICES - JUV CJD GRANT	.00	.00	.00	.00
2022 ETCOG RESIDENTIAL	.00	.00	1,950.00	.00
2022 JUVENILE PROBATION INTEREST	241.36	.00	522.65	.00
2022 REGIONAL SERVICE ENHANCEMENT	6,966.00	5,372.66	75,025.24	54,736.43
2022 GRANT S	11,419.00	11,669.28	114,190.00	68,962.48
2022 MENTAL IMPAIRMENT CASELOAD	.00	3,867.04	31,424.16	36,371.20
2022 INDIGENT DEFENSE GRANT	.00	4,154.92	.00	34,236.60
2022 FIRE MARSHAL	30,825.85	12,281.32	194,857.13	103,030.12
2022 TECHNOLOGY RESOURCES	.00	.00	.00	.00
2022 HAVA ELECTION GRANT	8.02	.00	16.41	.00
2022 GOLDEN WATER SUPPLY CORP	.00	.00	.00	.00
2022 D.A. CHECK COLLECTION FUND	10.06	242.93	260.90	2,022.34
2022 CONSTABLE #1 TIEOSE FUND	.00	199.00	554.14	784.99
2022 CONSTABLE #2 TIEOSE FUND	.00	242.50	.00	914.70
2022 CONSTABLE #3 TIEOSE FUND	.00	150.00	.00	150.00
2022 CONSTABLE #4 TIEOSE FUND	2.58	.00	559.90	.00
2022 SHERIFF TIEOSE FUND	7.39	.00	3,693.03	1,128.20
2022 DA TIEOSE FUND	.00	.00	554.65	.00
2022 JUSTICE COURT TECHNOLOGY FUND	706.20	.00	5,080.96	10,985.23
2022 CONTRIBUTION RELIEF FUND	.00	.00	.00	.00
2022 VETERAN'S MEMORIAL WALL FUND	.00	.00	.00	.00

FUND NAME	***** MONTH TO DATE ***** REVENUES	***** MONTH TO DATE ***** EXPENSES	***** YEAR TO DATE ***** REVENUES	***** YEAR TO DATE ***** EXPENSES
2022 HISTORICAL COMMISSION	27.78	17.32	2,365.67	67.32
2022 VAN TORNADO-ASSISTANCE	.00	.00	.00	.00
2022 FEMA - DEC 2015 STORM	.00	.00	.00	.00
2022 FEMA APRIL 2016 STORM	.00	.00	.00	.00
2022 HAZARD MITIGATION GRANT	.00	.00	.00	.00
2022 COURTHOUSE PLANNING GRANT	.00	.00	.00	.00
2022 PRETRIAL INTERVENTION PROGRAM	1,519.72	1,474.05	7,942.88	12,710.99
2022 SHERIFF JUSTICE FORFEITURE FUN	13.43	.00	27.50	.00
2022 SHERIFF TREASURY FORFEITURE FU	.00	.00	.00	.00
2022 CONSTABLE PCT #1 FORFEITURE FU	.00	.00	.00	.00
2022 VOICES - JUV CJD GRANT	8,875.86	3,624.63	20,228.13	29,020.67
2022 LOCAL TRUANCY PREVENTION & DIV	753.83	.00	5,142.99	.00
2022 COVID -19	.00	.00	.00	.00
2022 COUNTY INFRASTRUCTURE FUND GRANT	.00	.00	.00	5,250.00
2022 AMERICAN RESCUE PLAN	3,715.64	16,072.91	8,889.30	118,925.18
TOTAL	1,857,743.79	2,567,121.48	29,208,074.93	20,357,312.51

ACCOUNT NAME	BEGINNING CASH BALANCE	CASH RECEIPTS	CASH DISBURSEMENTS	ENDING CASH BALANCE
2022 010 GENERAL FUND				
COINS	156,504.00			156,504.00
CASH				
RETURNED CHECK FEES				
AMERICAN NATIONAL CASH				
VZC JURY CASH CLEARING				
VZC CHECKING DEBT SERVICE	3,411.00			3,411.00
PETTY CASH COLLECTION-PCT. 1				
PETTY CASH-CITY CLERK				
PETTY CASH-DIST CLERK				
COUNTY COURT JURY CASH				
DISTRICT COURT JURY CASH				
PETTY CASH-JP #1				
PETTY CASH-JP #2				
PETTY CASH - JP#4				
PETTY CASH-SHERIFF				
PETTY CASH-TAX COLLECTOR				
PETTY CASH - TAX COLL (BOAT)				
PETTY CASH-TAX (BOAT CK ACCT)				
TIME DEPOSIT ON ACCOUNT	2,713.98			2,713.98
MBIA MUNICIPAL INVESTORS SERV	10,217.56			10,217.56
FUND TOTALS	13,096,279.10	1,692,724.18	2,172,893.46	12,616,109.82
2022 012 RESERVE FUNDS				
CASH				
TIME DEPOSIT ON ACCOUNT				
MBIA MUNICIPAL INVESTORS SERV				
FUND TOTALS				
2022 015 SHERIFF CHAPTER 59 FORFEITURE				
CASH				
AMERICAN NATIONAL CASH				
CASH-OTHER				
TIME DEPOSIT ON ACCOUNT				
MBIA MUNICIPAL INVESTORS SERV				
FUND TOTALS				
2022 016 DA FORFEITURE FUND				
CASH				
ESCROW/BART ROGERS				
ESCROW				
ESCROW/CALE				
ESCROW/JERNIGAN				
ESCROW-ROLLINS				
ESCROW/#6 JERNIGAN #2				
ESCROW/KOROSEC				
ESCROW/				
ESCROW/#9 NORRIS				
ESCROW/				
ESCROW/#11 DAWSON				
ESCROW/MCCLELLLEN				
ESCROW/WILLIAMS/JENKINS				
ESCROW/				
ESCROW/				
ESCROW/K.TURNER				
FUND TOTALS				

ACCOUNT NAME	BEGINNING CASH BALANCE	CASH RECEIPTS	CASH DISBURSEMENTS	ENDING CASH BALANCE
2022 021 ROAD & BRIDGE - PCT. 1	7,524.51	232,751.64	228,420.18-	11,855.97
CASH	506,873.75	243.35	102,000.00-	405,117.10
TIME DEPOSIT ON ACCOUNT	1,059,788.63	678.63	80,000.00-	980,467.26
MBIA MUNICIPAL INVESTORS	1,574,186.89	233,673.62	410,420.18-	1,397,440.33
FUND TOTALS				
2022 022 ROAD & BRIDGE - PCT. 2	10,518.53	97,639.93	95,251.56-	12,906.90
CASH	1,237,204.76	647.44	27,000.00-	1,210,852.20
TIME DEPOSIT ON ACCOUNT	1,181,604.69	811.48	10,000.00-	1,172,416.17
MBIA MUNICIPAL INVESTORS	2,429,327.98	99,098.85	132,251.56-	2,396,175.27
FUND TOTALS				
2022 023 ROAD & BRIDGE - PCT. 3	9,692.75	114,736.33	118,166.84-	6,262.24
CASH	511,617.97	260.25	51,000.00-	460,878.22
TIME DEPOSIT ON ACCOUNT	1,342,076.37	922.63	10,000.00-	1,332,999.00
MBIA MUNICIPAL INVESTORS	1,863,387.09	115,919.21	179,166.84-	1,800,139.46
FUND TOTALS				
2022 024 ROAD & BRIDGE - PCT. 4	9,630.56	82,485.89	80,277.75-	11,838.70
CASH	701,220.10	12,371.74	26,000.00-	687,591.84
TIME DEPOSIT ON ACCOUNT	1,182,932.64	817.25	10,000.00-	1,180,749.89
MBIA MUNICIPAL INVESTORS	1,900,783.30	95,674.88	116,277.75-	1,880,180.43
FUND TOTALS				
2022 026 ROAD & BRIDGE - GEN	4,041.53	5,500.29	3,211.06-	6,330.76
CASH	1,022.37	.33	.00	1,022.90
TIME DEPOSIT ON ACCOUNT	5,063.90	5,500.82	3,211.06-	7,353.66
MBIA MUNICIPAL INVESTORS				
FUND TOTALS				
2022 035 VICTIM COORDINATOR GRANT	16,232.25-	10,547.36	4,452.01-	10,136.90-
CASH	.00	.00	.00	.00
TIME DEPOSIT ON ACCOUNT	.00	.00	.00	.00
MBIA MUNICIPAL INVESTORS	16,232.25-	10,547.36	4,452.01-	10,136.90-
FUND TOTALS				
2022 036 DA FOREFTURE FUND II	395.95-	7,000.00	977.70-	5,626.35
CASH	82,281.75	40.89	7,000.00-	75,322.64
TIME DEPOSIT ON ACCOUNT	.00	.00	.00	.00
MBIA MUNICIPAL INVESTORS	81,885.80	7,040.89	7,977.70-	80,948.99
FUND TOTALS				
2022 037 CONSTABLE PCT #4 SEIZURE	819.89	2.04	.00	819.89
CASH	3,887.21	2.04	.00	3,889.25
TIME DEPOSIT ON ACCOUNT	.00	.00	.00	.00
MBIA MUNICIPAL INVESTORS	4,707.10	2.04	.00	4,709.14
FUND TOTALS				
2022 040 COUNTY LAW LIBRARY FUND	5,828.41	3,061.00	2,267.87-	6,621.54
CASH				

ACCOUNT NAME	BEGINNING CASH BALANCE	CASH RECEIPTS	CASH DISBURSEMENTS	ENDING CASH BALANCE
2022 042 COUNTY FREE LIBRARY	38,849.81	11,956.98	9,574.68	41,232.11
CASH	.00	.00	.00	.00
TIME DEPOSIT ON ACCOUNT	.00	.00	.00	.00
MBIA MUNICIPAL INVESTORS SERV	38,849.81	11,956.98	9,574.68	41,232.11
FUND TOTALS				
2022 047 DIGITIZE RECORDS	3,596.70	645.49	.00	4,242.19
CASH	123,049.63	64.92	.00	123,114.55
TIME DEPOSIT ON ACCOUNT	.00	.00	.00	.00
MBIA	126,646.33	710.41	.00	127,356.74
FUND TOTALS				
2022 048 SUPPLEMENTAL GUARDIANSHIP	2,928.22	680.00	.00	3,608.22
CASH	39,492.89	20.83	.00	39,513.72
TEXPOOL	42,421.11	700.83	.00	43,121.94
FUND TOTALS				
2022 049 COUNTY CHILD ABUSE PREVENTION	2,977.61	32.83	.00	3,010.44
CASH	8,291.52	4.37	.00	8,295.89
TIME DEPOSIT ON ACCOUNT	11,269.13	37.20	.00	11,306.33
FUND TOTALS				
2022 050 COURT RELATED PROGRAMS	5,924.29	543.50	.00	6,467.79
CASH	8,004.60	4.22	.00	8,008.82
TIME DEPOSIT ON ACCOUNT	13,928.89	547.72	.00	14,476.61
MBIA MUNICIPAL INVESTORS SERV				
FUND TOTALS				
2022 052 COUNTY & DISTRICT TECH FUND	4,042.09	141.81	.00	4,183.90
CASH	4,994.55	2.63	.00	4,997.18
TIME DEPOSIT ON ACCOUNT	.00	.00	.00	.00
MBIA	9,036.64	144.44	.00	9,181.08
FUND TOTALS				
2022 053 CAPITALCREDITSECONOMICDEVELOP	4,350.33	.00	.00	4,350.33
CASH	291,834.53	153.98	.00	291,988.51
TIME DEPOSIT ON ACCOUNT	35,054.17	24.28	.00	35,078.45
MBIA	331,239.03	178.26	.00	331,417.29
FUND TOTALS				
2022 054 DISTRICT CLERK TECHNOLOGY FUND	3,026.24	25.00	.00	3,051.24
CASH	23,063.13	12.16	.00	23,075.29
TIME DEPOSIT ON ACCOUNT	.00	.00	.00	.00
MBIA MUNICIPAL INVESTORS SERV	26,089.37	37.16	.00	26,126.53
FUND TOTALS				
2022 055 CHAPTER 19	.00	.00	.00	.00
TIME DEPOSIT ON ACCOUNT	.00	.00	.00	.00
MBIA	.00	.00	.00	.00
FUND TOTALS				
2022 056 COUNTY RECORDS FUND	5,184.00	175.70	220.00	5,139.70
CASH				

ACCOUNT NAME	BEGINNING CASH BALANCE	CASH RECEIPTS	CASH DISBURSEMENTS	ENDING CASH BALANCE
2022 057 COUNTY CLERK RECORDS FUND	1,245.25	26,385.98	24,189.80	3,441.43
CASH DEPOSIT ON ACCOUNT	404,208.26	211.41	13,000.00	391,419.67
MBIA MUNICIPAL INVESTORS SERV	.00	.00	.00	.00
FUND TOTALS	405,453.51	26,597.39	37,189.80	394,861.10
2022 058 DISTRICT CLERK RECORDS FUND	5,964.51	1,519.24	.00	7,483.75
CASH DEPOSIT ON ACCOUNT	16,464.18	8.68	.00	16,472.86
TIME DEPOSIT ON ACCOUNT	22,428.69	1,527.92	.00	23,956.61
FUND TOTALS	24,857.38	1,536.60	.00	26,393.98
2022 059 COUNTY CLERK ARCHIVE	2,429.65	254,199.00	246,395.34	10,233.31
CASH DEPOSIT ON ACCOUNT	703,263.71	336.55	240,000.00	463,600.26
TIME DEPOSIT ON ACCOUNT	705,693.36	254,535.55	486,395.34	473,833.57
FUND TOTALS	1,411,586.72	584,971.10	732,785.68	1,163,772.14
2022 070 PERMANENT IMPROVEMENT FUND	.00	.00	.00	.00
CASH DEPOSIT ON ACCOUNT	.00	.00	.00	.00
TIME DEPOSIT ON ACCOUNT	.00	.00	.00	.00
MBIA MUNICIPAL INVESTORS SERV	.00	.00	.00	.00
FUND TOTALS	.00	.00	.00	.00
2022 075 RIGHT-OF-WAY FUND	.00	.00	.00	.00
CASH DEPOSIT ON ACCOUNT	.00	.00	.00	.00
TIME DEPOSIT ON ACCOUNT	.00	.00	.00	.00
MBIA MUNICIPAL INVESTORS SERV	.00	.00	.00	.00
FUND TOTALS	.00	.00	.00	.00
2022 084 TAX ANTICIPATION NOTES	.00	.00	.00	.00
CASH DEPOSIT ON ACCOUNT	.00	.00	.00	.00
TIME DEPOSIT ON ACCOUNT	.00	.00	.00	.00
MBIA MUNICIPAL INVESTORS SERV	.00	.00	.00	.00
FUND TOTALS	.00	.00	.00	.00
2022 085 DEBT SERVICE FUND	24,432.33	8,396.95	.00	32,829.28
CASH DEPOSIT ON ACCOUNT	.00	.00	.00	.00
TIME DEPOSIT ON ACCOUNT	61,864.23	42.85	.00	61,907.08
MBIA MUNICIPAL INVESTORS SERV	86,296.56	8,439.80	.00	94,736.36
FUND TOTALS	152,593.12	8,482.60	.00	161,075.72
2022 087 VZC INDIGENT HEALTH PROGRAM	12,723.57	20,818.91	22,376.96	11,165.52
CASH DEPOSIT ON ACCOUNT	144,192.06	15,000.00	.00	159,192.06
TIME DEPOSIT ON ACCOUNT	.00	.00	.00	.00
MBIA MUNICIPAL INVESTORS SERV	156,915.63	35,818.91	22,376.96	170,357.58
FUND TOTALS	179,639.26	50,818.91	22,376.96	208,081.21
2022 088 SOIL CONSERVATION DIST FUND	9,334.03	.00	.00	9,334.03
CASH DEPOSIT ON ACCOUNT	24,403.54	12.87	.00	24,416.41
TIME DEPOSIT ON ACCOUNT	.00	.00	.00	.00
MBIA MUNICIPAL INVESTORS SERV	33,737.57	12.87	.00	33,750.44
FUND TOTALS	67,475.14	25.74	.00	67,500.88
2022 090 APPELLATE JUSTICE SYSTEM FUND	1,465.35	430.00	1,045.00	850.35
CASH DEPOSIT ON ACCOUNT				
TIME DEPOSIT ON ACCOUNT				
MBIA MUNICIPAL INVESTORS SERV				
FUND TOTALS	1,465.35	430.00	1,045.00	850.35

ACCOUNT NAME	BEGINNING CASH BALANCE	CASH RECEIPTS	CASH DISBURSEMENTS	ENDING CASH BALANCE
2022 095 PAYROLL CLEARING ACCOUNT.				
CASH	194,039.82	.00	.00	194,039.82
MBIA MUNICIPAL INVESTORS SERV	.00	.00	.00	.00
FUND TOTALS	194,039.82	.00	.00	194,039.82
2022 096 GEN FIXED ASSETS ACCOUNT GRP				
MBIA MUNICIPAL INVESTORS SERV	.00	.00	.00	.00
FUND TOTALS	.00	.00	.00	.00
2022 097 LONG TERM DEBT GROUP				
MBIA MUNICIPAL INVESTORS SERV	.00	.00	.00	.00
FUND TOTALS	.00	.00	.00	.00
2022 131 VAN ZANDT COUNTY JAIL				
CASH	813.51	287,713.98	277,309.64	11,217.85
MEDICARE PAYABLE	.00	.00	.00	.00
VOUCHERS PAYABLE	.00	.00	.00	.00
TIME DEPOSIT ON ACCOUNT	620,012.68	152,000.00	20,000.00	752,012.68
MBIA MUNICIPAL INVESTORS SERV	.00	20,000.00	20,000.00	.00
FUND TOTALS	620,826.19	459,713.98	317,309.64	763,230.53
2022 132 VAN ZANDT COUNTY SHERIFF DEPT				
CASH	1,063.37	561,346.43	550,238.62	12,171.18
TIME DEPOSIT ON ACCOUNT	460,000.00	261,000.00	131,000.00	590,000.00
MBIA MUNICIPAL INVESTORS SERV	.00	20,000.00	20,000.00	.00
FUND TOTALS	461,063.37	842,346.43	701,238.62	602,171.18
2022 136 STATEWIDE EMERGENCY RADIO INFRA				
CASH	.00	.00	.00	.00
FUND TOTALS	.00	.00	.00	.00
2022 145 SOLID WASTE GRANT				
CASH	.00	.00	.00	.00
TIME DEPOSIT ON ACCOUNT	.00	.00	.00	.00
FUND TOTALS	.00	.00	.00	.00
2022 147 2020 HAVA CARES ACT				
CASH	1,846.74	7.93	.00	1,846.74
TDOA	15,043.94	7.93	.00	15,051.87
MBIA	.00	.00	.00	.00
FUND TOTALS	16,890.68	7.93	.00	16,898.61
2022 400 FRUITVALE 2021 TXCDBG 7220480				
CASH	.00	6,050.00	6,050.00	.00
WATER GRANT CASH	.00	.00	.00	.00
FUND TOTALS	.00	6,050.00	6,050.00	.00
2022 401 BENWHEELERMSC 71348911131115				
FUND TOTALS	.00	.00	.00	.00
2022 402 LITTLEHOPEMOOREWSC713026081315				
CASH	.00	.00	.00	.00
WATER GRANT CASH	.00	.00	.00	.00

ACCOUNT NAME FUND TOTALS	BEGINNING CASH BALANCE	CASH RECEIPTS	CASH DISBURSEMENTS	ENDING CASH BALANCE
2022 540 PRETRIAL SUPERVISION	1,761.37	3,220.00	4,831.59	149.78
CASH	118,224.38	62.37	0.00	118,286.75
TDOA	119,985.75	3,282.37	4,831.59	118,436.53
FUND TOTALS				
2022 541 COMMUNITY SUP & CORRECTIONS	2,938.90	41,222.00	45,904.70	1,743.80
CASH	100.00	0.00	0.00	100.00
PETTY CASH	253,799.63	130.21	11,500.00	242,429.84
TIME DEPOSIT ON ACCOUNT	0.00	0.00	0.00	0.00
MBIA MUNICIPAL INVESTORS SERV	256,838.53	41,352.21	57,404.70	240,786.04
FUND TOTALS				
2022 542 ADULT PROBATION CIVIL	6,887.45	1,290.00	1,303.36	6,874.09
CASH	51,192.88	27.00	0.00	51,219.88
TDOA	311,793.93	215.96	0.00	312,009.89
MBIA	369,874.26	1,532.96	1,303.36	370,103.86
FUND TOTALS				
2022 543 HIGH RISK SUBSTANCE ABUSE -CCP	3,037.75	0.00	3,376.98	6,414.73
CASH	0.00	0.00	0.00	0.00
TIME DEPOSIT ON ACCOUNT	0.00	0.00	0.00	0.00
MBIA MUNICIPAL INVESTORS SERV	3,037.75	0.00	3,376.98	6,414.73
FUND TOTALS				
2022 544 HIGH RISK SEX OFFENDER -CCP	6,982.65	0.00	4,055.66	2,927.00
CASH	0.00	0.00	0.00	0.00
TIME DEPOSIT ON ACCOUNT	0.00	0.00	0.00	0.00
MBIA MUNICIPAL INVESTORS SERV	6,982.65	0.00	4,055.66	2,927.00
FUND TOTALS				
2022 545 GRANT C COMMIT REDUCTION PROG	0.00	0.00	0.00	0.00
CASH	0.00	0.00	0.00	0.00
FUND TOTALS				
2022 546 JUVENILE PROBATION FUND	8,990.25	73,446.42	52,905.63	11,550.54
CASH	270,000.00	15,000.00	0.00	285,000.00
TIME DEPOSIT ON ACCOUNT	120,000.00	0.00	0.00	120,000.00
MBIA MUNICIPAL INVESTORS SERV	381,009.75	88,446.42	52,905.63	416,550.54
FUND TOTALS				
2022 547 VZCJPD STATE AID GRANT A	56,083.53	42,281.20	33,894.36	64,470.37
CASH	0.00	0.00	0.00	0.00
TIME DEPOSIT ON ACCOUNT	0.00	0.00	0.00	0.00
MBIA MUNICIPAL INVESTORS SERV	56,083.53	42,281.20	33,894.36	64,470.37
FUND TOTALS				
2022 549 VZCJPD - GRANT N	4,479.81	0.00	0.00	4,479.81
CASH	0.00	0.00	0.00	0.00
TIME DEPOSIT ON ACCOUNT	0.00	0.00	0.00	0.00
MBIA MUNICIPAL INVESTORS SERV	4,479.81	0.00	0.00	4,479.81
FUND TOTALS				
2022 550 D A SUPPLEMENTAL FUND	1,854.07	7,500.00	1,492.66	4,153.27
CASH	0.00	0.00	0.00	0.00
TIME DEPOSIT ON ACCOUNT	1,854.07	7,500.00	1,492.66	4,153.27
FUND TOTALS				

ACCOUNT NAME	BEGINNING CASH BALANCE	CASH RECEIPTS	CASH DISBURSEMENTS	ENDING CASH BALANCE
2022 551 VOICES - JUV CJD GRANT	1,854.07-	7,500.00	1,492.66-	4,153.27
2022 551 VOICES - CJD JUV GRANT	.00	.00	.00	.00
2022 551 TIME DEPOSIT ON ACCOUNT	.00	.00	.00	.00
2022 551 FUND TOTALS	.00	.00	.00	.00
2022 552 ETCOG RESIDENTIAL	61.00-	.00	.00	61.00-
2022 552 CASH	61.00-	.00	.00	61.00-
2022 552 FUND TOTALS	61.00-	.00	.00	61.00-
2022 555 JUVENILE PROBATION INTEREST	108.91	1.11	.00	110.02
2022 555 CASH	24,178.71	157.01	.00	24,335.72
2022 555 TIME DEPOSIT ON ACCOUNT	186.94	83.24	.00	270.18
2022 555 MBIA MUNICIPAL INVESTORS SERV	24,472.56	241.36	.00	24,715.92
2022 555 FUND TOTALS	24,472.56	241.36	.00	24,715.92
2022 556 REGIONAL SERVICE ENHANCEMENT	18,588.77	7,327.65	5,448.58-	20,467.84
2022 556 CASH	18,588.77	7,327.65	5,448.58-	20,467.84
2022 556 FUND TOTALS	18,588.77	7,327.65	5,448.58-	20,467.84
2022 558 GRANT S	45,496.20	11,780.65	11,634.77-	45,642.08
2022 558 CASH	45,496.20	11,780.65	11,634.77-	45,642.08
2022 558 FUND TOTALS	45,496.20	11,780.65	11,634.77-	45,642.08
2022 559 MENTAL IMPAIRMENT CASELOAD	1,047.48-	.00	3,337.06-	4,384.54-
2022 559 CASH	1,047.48-	.00	3,337.06-	4,384.54-
2022 559 TIME DEPOSIT ON ACCOUNT	.00	.00	.00	.00
2022 559 MBIA MUNICIPAL INVESTORS SERV	1,047.48-	.00	3,337.06-	4,384.54-
2022 559 FUND TOTALS	1,047.48-	.00	3,337.06-	4,384.54-
2022 565 INDIGENT DEFENSE GRANT	1,738.96	3,361.65	4,053.50-	1,047.11
2022 565 CASH	21,142.64	3,361.65	3,000.00-	18,142.64
2022 565 TIME DEPOSIT ON ACCOUNT	22,881.60	3,361.65	7,053.50-	19,189.75
2022 565 FUND TOTALS	22,881.60	3,361.65	7,053.50-	19,189.75
2022 567 FIRE MARSHAL	3,347.23	36,135.47	33,404.15-	6,078.55
2022 567 CASH	262,411.37	21,139.54	4,000.00-	279,550.91
2022 567 TDOA	110,170.74	76.31	.00	110,247.05
2022 567 MBIA	375,929.34	57,351.32	37,404.15-	395,876.51
2022 567 FUND TOTALS	375,929.34	57,351.32	37,404.15-	395,876.51
2022 568 TECHNOLOGY RESOURCES	1.07	.00	.00	1.07
2022 568 CASH	1.07	.00	.00	1.07
2022 568 TIME DEPOSIT ON ACCOUNT	.00	.00	.00	.00
2022 568 FUND TOTALS	1.07	.00	.00	1.07
2022 569 HAVA ELECTION GRANT	5,304.60	.00	.00	5,304.60
2022 569 CASH	15,223.70	8.02	.00	15,231.72
2022 569 TDOA	.00	.00	.00	.00
2022 569 MBIA	20,528.30	8.02	.00	20,536.32
2022 569 FUND TOTALS	20,528.30	8.02	.00	20,536.32
2022 570 GOLDEN WATER SUPPLY CORP	.00	.00	.00	.00
2022 570 GOLDEN WATER TDHCA 726216	.00	.00	.00	.00
2022 570 MBIA MUNICIPAL INVESTORS SERVI	.00	.00	.00	.00

ACCOUNT NAME FUND TOTALS	BEGINNING CASH BALANCE	CASH RECEIPTS	CASH DISBURSEMENTS	ENDING CASH BALANCE
2022 580 D.A. CHECK COLLECTION FUND				
CASH DEPOSIT ON ACCOUNT	148.29-	505.67	209.75-	147.63
MBIA MUNICIPAL INVESTORS SERV	8,685.51	4.39	500.00-	8,189.90
FUND TOTALS	8,537.22	510.06	709.75-	8,337.53
2022 591 CONSTABLE #1 TLEOSE FUND				
CASH	2,979.68	.00	199.00-	2,780.68
CASH - CITIZENS NATIONAL	.49-	.00	.00	.49-
TDOA	.33	.00	.00	.33
MBIA MUNICIPAL INVESTORS SERV	.00	.00	.00	.00
FUND TOTALS	2,979.52	.00	199.00-	2,780.52
2022 592 CONSTABLE #2 TLEOSE FUND				
CASH	2,020.28	.00	242.50-	1,777.78
CASH OTHER	.00	.00	.00	.00
MBIA MUNICIPAL INVESTORS SERV	2,020.28	.00	242.50-	1,777.78
FUND TOTALS	2,020.28	.00	242.50-	1,777.78
2022 593 CONSTABLE #3 TLEOSE FUND				
CASH	4,212.82	.00	150.00-	4,062.82
CASH OTHER - CITY NATIONAL	.00	.00	.00	.00
MBIA MUNICIPAL INVESTORS SERV	.00	.00	.00	.00
FUND TOTALS	4,212.82	.00	150.00-	4,062.82
2022 594 CONSTABLE #4 TLEOSE FUND				
CASH	592.36	.00	.00	592.36
TIME DEPOSIT ON ACCOUNT	4,907.89	2.58	.00	4,910.47
MBIA MUNICIPAL INVESTORS SERV	5,500.25	2.58	.00	5,502.83
FUND TOTALS	5,500.25	2.58	.00	5,502.83
2022 595 SHERIFF TLEOSE FUND				
CASH	882.84	.00	.00	882.84
TDOA	14,016.66	7.39	.00	14,024.05
MBIA MUNICIPAL INVESTORS SERV	14,899.50	7.39	.00	14,906.89
FUND TOTALS	14,899.50	7.39	.00	14,906.89
2022 596 DA TLEOSE FUND				
CASH	3,159.94	.00	.00	3,159.94
MBIA MUNICIPAL INVESTORS SERV	3,159.94	.00	.00	3,159.94
FUND TOTALS	3,159.94	.00	.00	3,159.94
2022 600 JUSTICE COURT TECHNOLOGY FUND				
CASH	3,126.59	706.20	.00	3,832.79
TIME DEPOSIT ON ACCOUNT	50,692.18	.00	.00	50,692.18
MBIA MUNICIPAL INVESTORS SERV	.00	.00	.00	.00
FUND TOTALS	53,818.77	706.20	.00	54,524.97
2022 800 CONTRIBUTION RELIEF FUND				
CASH	16,082.93	.00	.00	16,082.93
TIME DEPOSIT ON ACCOUNT	16,082.93	.00	.00	16,082.93
FUND TOTALS	16,082.93	.00	.00	16,082.93
2022 802 VETERAN'S MEMORIAL WALL FUND				
CASH	.00	.00	.00	.00

ACCOUNT NAME	BEGINNING CASH BALANCE	CASH RECEIPTS	CASH DISBURSEMENTS	ENDING CASH BALANCE
2022 803 HISTORICAL COMMISSION CASH	5,831.85	25.00	17.32-	5,839.53
TIME DEPOSIT ON ACCOUNT	5,288.85	2.78	.00	5,291.63
FUND TOTALS	11,120.70	27.78	17.32-	11,131.16
2022 804 VAN TORNADO-ASSISTANCE	.00	.00	.00	.00
VAN TORNADO-ASSISTANCE-CASH	.00	.00	.00	.00
VTASST-TIME DEPOSITION ACCOUNT	.00	.00	.00	.00
FUND TOTALS	.00	.00	.00	.00
2022 805 FEMA - DEC 2015 STORM	.00	.00	.00	.00
CASH	.00	.00	.00	.00
TIME DEPOSIT ON ACCOUNT	.00	.00	.00	.00
FUND TOTALS	.00	.00	.00	.00
2022 806 FEMA APRIL 2016 STORM	.00	.00	.00	.00
CASH	.00	.00	.00	.00
TIME DEPOSIT ON ACCOUNT	.00	.00	.00	.00
FUND TOTALS	.00	.00	.00	.00
2022 807 HAZARD MITIGATION GRANT	.00	.00	.00	.00
CASH	.00	.00	.00	.00
TIME DEPOSIT ON ACCOUNT	.00	.00	.00	.00
MBIA MUNICIPAL INVESTORS SERV	.00	.00	.00	.00
FUND TOTALS	.00	.00	.00	.00
2022 808 COURTHOUSE PLANNING GRANT	.00	.00	.00	.00
CASH	.00	.00	.00	.00
WATER GRANT CASH	.00	.00	.00	.00
FUND TOTALS	.00	.00	.00	.00
2022 809 PRETRIAL INTERVENTION PROGRAM	3,426.52	1,500.00	1,272.89-	3,653.63
CASH	37,380.23	19.72	.00	37,399.95
TIME DEPOSIT ON ACCOUNT	40,806.75	1,519.72	.00	41,053.58
FUND TOTALS	870.00	13.43	.00	870.00
2022 810 SHERIFF JUSTICE FORFEITURE FUN	25,468.59	.00	.00	25,482.02
CASH	26,338.59	13.43	.00	26,352.02
TIME DEPOSIT ON ACCOUNT	.00	.00	.00	.00
FUND TOTALS	.00	.00	.00	.00
2022 811 SHERIFF TREASURY FORFEITURE FU	.00	.00	.00	.00
CASH	.00	.00	.00	.00
TIME DEPOSIT ON ACCOUNT	.00	.00	.00	.00
FUND TOTALS	.00	.00	.00	.00
2022 812 CONSTABLE PCT #1 FORFEITURE FU	500.00	.00	.00	500.00
CASH	500.00	.00	.00	500.00
TIME DEPOSIT ON ACCOUNT	.00	.00	.00	.00
FUND TOTALS	500.00	.00	.00	500.00
2022 813 VOICES - JUV CJD GRANT	14,016.30-	8,875.86	2,818.19-	7,958.63-
VOICES - CJD JUV GRANT	.00	.00	.00	.00
TIME DEPOSIT ON ACCOUNT	.00	.00	.00	.00

ACCOUNT NAME FUND TOTALS	BEGINNING CASH BALANCE	CASH RECEIPTS	CASH DISBURSEMENTS	ENDING CASH BALANCE
2022 814 LOCAL TRUANCY PREVENTION & DIV	7,041.21	753.83	.00	7,795.04
CASH	10,000.00	.00	.00	10,000.00
TIME DEPOSIT ON ACCOUNT	17,041.21	753.83	.00	17,795.04
FUND TOTALS				
2022 815 COVTD -19	.00	.00	.00	.00
CASH	.00	.00	.00	.00
TIME DEPOSIT ON ACCOUNT	.00	.00	.00	.00
MBIA MUNICIPAL INVESTORS SERV	.00	.00	.00	.00
TEXAS CLASS - ARP	.00	.00	.00	.00
FUND TOTALS	.00	.00	.00	.00
2022 816 COUNTY INFRASTRUCTURE FUND GRANT	11,605.02-	.00	.00	11,605.02-
CASH	11,605.02-	.00	.00	11,605.02-
TIME DEPOSIT ON ACCOUNT	.00	.00	.00	.00
MBIA MUNICIPAL INVESTERS SERV	.00	.00	.00	.00
FUND TOTALS	11,605.02-	.00	.00	11,605.02-
2022 817 AMERICAN RESCUE PLAN	7,147.73	25,000.00	16,072.91-	16,074.82
CASH	.00	.00	.00	.00
TIME DEPOSIT ON ACCOUNT	.00	.00	.00	.00
MBIA MUNICIPAL INVESTORS SERV	5,392,066.80	3,715.64	25,000.00-	5,370,782.44
TEXAS CLASS INVESTMENT FUND	5,399,214.53	28,715.64	41,072.91-	5,386,857.26
FUND TOTALS				
GRAND TOTALS	31,971,301.13	4,242,989.97	4,908,531.64-	31,305,759.46

ACCOUNT NUMBER	ACCOUNT NAME	DATE	AMDMT NUMBER	OLD BUDGET AMOUNT	AMENDED BUDGET AMOUNT	AMOUNT OF CHANGE	DESCRIPTION	CLK
2022 010-390-565	TRANSFER FROM INDI	06/08/2022	22009	1.00	750.00-	750.00-	CORRECTION TO BA20079	SH
		TOTAL AMENDMENTS		1.00	750.00-	750.00-		
2022 010-400-481	SUBSCRIPTIONS/DUES	03/30/2022	220040	670.00	963.00	293.00	LINE ITEM TRANSFER	MK
		TOTAL AMENDMENTS		670.00	963.00	293.00		
2022 010-403-572	OFFICE EQUIPMENT	06/08/2022	220077	3,500.00	12,275.00	8,775.00	LINE ITEM TRANSFER	MK
2022 010-403-572	OFFICE EQUIPMENT	06/08/2022	220077	12,275.00	21,050.00	8,775.00	REVERSE 220077- LINE 572	MK
2022 010-403-572	OFFICE EQUIPMENT	06/08/2022	220088	21,050.00	12,275.00	8,775.00-	CORRECT LINE FOR BA220077	MK
		TOTAL AMENDMENTS		12,275.00	3,500.00	.00		
2022 010-409-482	INSURANCE - ALL	06/08/2022	220078	200,000.00	208,500.00	8,500.00	LINE ITEM TRANSFER	MK
2022 010-409-800	CONTINGENCY	10/13/2021	220001	1,000,000.00	994,160.00	5,840.00-	LINE ITEM TRANSFER	MK
2022 010-409-800	CONTINGENCY	10/27/2021	220003	994,160.00	973,460.00	20,700.00-	LINE ITEM TRANSFER	MK
2022 010-409-800	CONTINGENCY	12/08/2021	220011	973,460.00	970,499.68	2,960.32-	LINE ITEM TRANSFER	MK
2022 010-409-800	CONTINGENCY	12/22/2021	220012	970,499.68	952,124.68	18,375.00-	LINE ITEM TRANSFER	MK
2022 010-409-800	CONTINGENCY	01/19/2022	220017	952,124.68	949,624.68	2,500.00-	DA DATA INTEGRATION	SH
2022 010-409-800	CONTINGENCY	02/02/2022	220028	949,624.68	941,524.68	8,100.00-	LINE ITEM TRANSFER - SHERIFF	MK
2022 010-409-800	CONTINGENCY	03/30/2022	220040	941,524.68	941,231.68	293.00-	LINE ITEM TRANSFER	MK
2022 010-409-800	CONTINGENCY	03/30/2022	220041	941,231.68	937,899.68	3,332.00-	LINE ITEM TRANSFER	MK
2022 010-409-800	CONTINGENCY	04/27/2022	220065	937,899.68	937,099.68	800.00-	LINE ITEM TRANSFER	MK
2022 010-409-800	CONTINGENCY	05/25/2022	220072	937,099.68	926,545.93	10,553.75-	LINE ITEM TRANSFER	MK
2022 010-409-800	CONTINGENCY	06/08/2022	220077	926,545.93	917,770.93	8,775.00-	LINE ITEM TRANSFER	MK
2022 010-409-800	CONTINGENCY	06/08/2022	220078	917,770.93	909,270.93	8,500.00-	LINE ITEM TRANSFER	MK
		TOTAL AMENDMENTS		13,750.00	14,400.00	650.00		
2022 010-410-474	ETCOG DUES	03/30/2022	220041	14,400.00	17,732.00	3,332.00	LINE ITEM TRANSFER	MK
2022 010-410-485	SUBDIVISION ENGINE	03/16/2022	220037	30,000.00	29,350.00	650.00-	LINE ITEM TRANSFER	MK
		TOTAL AMENDMENTS		30,000.00	29,350.00	650.00-		
2022 010-412-571	EQUIPMENT PURCHAS	05/25/2022	220072	1.00	10,553.75	10,553.75	LINE ITEM TRANSFER	MK
		TOTAL AMENDMENTS		1.00	10,553.75	10,553.75		
2022 010-435-310	OFFICE SUPPLIES	06/08/2022	220079	3,725.00	5,340.00	1,615.00	LINE ITEM TRANSFER	MK
2022 010-435-310	OFFICE SUPPLIES	06/08/2022	220087	5,340.00	3,725.00	1,615.00-	CORRECT BA220087 LINE ERROR	MK
2022 010-435-413	COURT TRANSLATORS	06/08/2022	220079	3,000.00	5,115.00	2,115.00	LINE ITEM TRANSFER	MK
2022 010-435-427	TRAINING	06/08/2022	220079	4,000.00	2,200.00	1,800.00-	LINE ITEM TRANSFER	MK
2022 010-435-485	JURORS EXPENSE	06/08/2022	220079	30,000.00	44,535.00	14,535.00	LINE ITEM TRANSFER	MK
		TOTAL AMENDMENTS		6.00	44,535.00	12,350.00		
2022 010-437-413	COURT TRANSLATORS	06/08/2022	220079	10,000.00	900.00	9,100.00-	LINE ITEM TRANSFER	MK
		TOTAL AMENDMENTS		10,000.00	900.00	9,100.00-		
2022 010-438-415	INDIGENT LEGAL AID	06/08/2022	220079	2,500.00	2,500.00-	0.00	LINE ITEM TRANSFER	MK
		TOTAL AMENDMENTS		2,500.00	2,500.00-	0.00		
2022 010-445-110	COURT REPORTING	11/10/2021	220006	2,500.00	4,500.00	2,000.00	LINE ITEM TRANSFER	MK
2022 010-445-413	COURT TRANSLATORS	11/10/2021	220006	7,500.00	5,500.00	2,000.00-	LINE ITEM TRANSFER	MK
		TOTAL AMENDMENTS		2.00	4,500.00	2,000.00-		
2022 010-461-481	SUBSCRIPTIONS/DUES	05/11/2022	220067	150.00	119.00	31.00-	LINE ITEM TRANSFER	MK
2022 010-461-495	MISCELLANEOUS	05/11/2022	220067	100.00	131.00	31.00-	LINE ITEM TRANSFER	MK

ACCOUNT NUMBER	ACCOUNT NAME	DATE	AMDT NUMBER	OLD BUDGET AMOUNT	AMENDED BUDGET AMOUNT	AMOUNT OF CHANGE	DESCRIPTION	CLK
EXPENDITURES - JP #1								
2022 010-497-310	OFFICE SUPPLIES	05/25/2022	2200174	2,135.00	2,635.00	500.00	LINE ITEM TRANSFER	MK
2022 010-497-481	SUBSCRIPTIONS/DUES	01/19/2022	220018	200.00	255.00	55.00	LINE ITEM TRANSFER	SH
2022 010-497-495	MISCELLANEOUS	01/19/2022	220018	190.00	135.00	55.00-	LINE ITEM TRANSFER	SH
2022 010-497-572	OFFICE EQUIPMENT	05/25/2022	220074	500.00	.00	500.00-	LINE ITEM TRANSFER	MK
EXPENDITURES - CO.TREASURER								
2022 010-499-427	TRAINING	05/11/2022	220068	4,000.00	5,000.00	1,000.00	LINE ITEM TRANSFER	MK
2022 010-499-483	BONDING	05/11/2022	220068	2,500.00	1,500.00	1,000.00-	LINE ITEM TRANSFER	MK
EXPENDITURES - TAX COLLECTOR								
2022 010-503-420	TELEPHONE (FAX)	10/13/2021	220001	134,800.00	135,640.00	840.00	LINE ITEM TRANSFER	MK
2022 010-503-457	MAINT. & SERVICE	10/27/2021	220003	257,100.00	267,800.00	10,700.00	LINE ITEM TRANSFER	MK
2022 010-503-457	MAINT. & SERVICE	12/08/2021	220012	270,760.32	289,135.32	18,375.00	LINE ITEM TRANSFER	MK
2022 010-503-572	OFFICE EQUIPMENT	10/27/2021	220001	104,750.00	109,750.00	5,000.00	LINE ITEM TRANSFER	MK
2022 010-503-572	OFFICE EQUIPMENT	10/27/2021	220003	109,750.00	119,750.00	10,000.00	LINE ITEM TRANSFER	MK
2022 010-503-572	OFFICE EQUIPMENT	01/19/2022	220017	119,750.00	122,250.00	2,500.00	DA DATA INTEGRATION	SH
2022 010-503-572	OFFICE EQUIPMENT	02/02/2022	220028	122,250.00	130,350.00	8,100.00	LINE ITEM TRANSFER - SHERIF	MK
2022 010-503-572	OFFICE EQUIPMENT	06/08/2022	220077	130,350.00	121,575.00	8,775.00-	LINE ITEM TRANSFER	MK
2022 010-503-572	OFFICE EQUIPMENT	06/08/2022	220088	121,575.00	130,350.00	8,775.00	REVERSE 220077- LINE 572	MK
2022 010-503-572	OFFICE EQUIPMENT	06/08/2022	220088	130,350.00	139,125.00	8,775.00	CORRECT LINE FOR BA220077	MK
EXPENDITURES-DATA PROCESSING								
2022 010-510-357	YARD MAINT. SUPPLI	02/16/2022	220032	750.00	2,000.00	1,250.00	LINE ITEM TRANSFER	MK
2022 010-510-450	REP & MAINT. BLDGS	02/16/2022	220032	100,000.00	98,750.00	1,250.00-	LINE ITEM TRANSFER	MK
EXPENDITURES - PUBLIC BLDGS								
2022 010-552-428	FUEL AND LUBRICANT	05/25/2022	220073	400.00	800.00	400.00	LINE ITEM TRANSFER	MK
2022 010-552-428	FUEL AND LUBRICANT	05/25/2022	220073	500.00	100.00	400.00-	LINE ITEM TRANSFER	MK
EXPENDITURES - CONSTABLE PCT.2								
2022 010-553-330	FUEL AND LUBRICANT	06/08/2022	220080	3,500.00	3,094.00	406.00-	LINE ITEM TRANSFER	MK
2022 010-553-339	UNIFORMS	04/27/2022	220065	200.00	1,000.00	800.00	LINE ITEM TRANSFER	MK
2022 010-553-451	AUTO MAINTENANCE	06/08/2022	220080	1,000.00	1,406.00	406.00	LINE ITEM TRANSFER	MK
EXPENDITURES - CONSTABLE PCT.3								
2022 015-560-495	MISC	01/20/2022	220025	60,000.00	20,000.00	40,000.00-	ADJUSTED BUDGET TO CASH AVA	SH
EXPENDITURES - SHERIFF FOREFETT								
2022 021-364-100	SALE OF PROPERTY	03/30/2022	220042	1.00	13,986.00-	13,986.00-	INCREASE REVENUE & EXPENSE	MK
EXPENDITURES - SHERIFF FOREFETT								
2022 021-370-100	ROAD DAMAGE PAYMEN	02/02/2022	220029	.00	7,868.00-	7,868.00-	INCREASE REVENUE & EXPENSE	MK
2022 021-370-100	ROAD DAMAGE PAYMEN	06/08/2022	220082	7,868.00-	8,768.00-	900.00-	INCREASE REVENUE & EXPENSE	MK
2022 021-370-102	INSURANCE PROCEEDS	04/27/2022	220064	.00	20,285.97-	20,285.97-	TO INCREASE REVENUE & EXPEN	MK
EXPENDITURES - CO.TREASURER								
2022 021-621-330	FUEL & LUBRICANTS	03/16/2022	220038	50,000.00	100,000.00	50,000.00	LINE ITEM TRANSFER	MK
2022 021-621-335	ROAD & BRIDGE MATE	02/02/2022	220029	946,769.00	954,637.00	7,868.00	INCREASE REVENUE & EXPENSE	MK
2022 021-621-335	ROAD & BRIDGE MATE	06/08/2022	220082	954,637.00	955,537.00	900.00	INCREASE REVENUE & EXPENSE	MK
2022 021-621-440	ELECTRICITY	06/08/2022	220081	2,400.00	3,900.00	1,500.00	LINE ITEM TRANSFER	MK
2022 021-621-451	REPAIR & MAINT.-MA	04/27/2022	220084	50,000.00	70,285.97	20,285.97	TO INCREASE REVENUE & EXPEN	MK
2022 021-621-495	MISCELLANEOUS EXPE	06/08/2022	220081	9,500.00	8,000.00	1,500.00-	LINE ITEM TRANSFER	MK

ACCOUNT NUMBER	ACCOUNT NAME	DATE	AMDMT NUMBER	OLD BUDGET AMOUNT	AMENDED BUDGET AMOUNT	AMOUNT OF CHANGE	DESCRIPTION	CLK
2022 021-621-571	EQUIPMENT PURCHASE	10/13/2021	220002	150,000.00	200,000.00	50,000.00	LINE ITEM TRANSFER INCREASE REVENUE & EXPENSE	MK
2022 021-621-571	EQUIPMENT PURCHASE	03/30/2022	220042	200,000.00	213,986.00	13,986.00	LINE ITEM TRANSFER INCREASE REVENUE & EXPENSE	MK
2022 021-621-571	EQUIPMENT PURCHASE	04/13/2022	220050	213,986.00	263,986.00	50,000.00	LINE ITEM TRANSFER INCREASE REVENUE & EXPENSE	MK
2022 021-621-571	EQUIPMENT PURCHASE	04/27/2022	220063	263,986.00	309,686.00	45,700.00	LINE ITEM TRANSFER INCREASE REVENUE & EXPENSE	MK
2022 021-621-800	CONTINGENCY	10/13/2021	220002	264,030.00	214,030.00	50,000.00	LINE ITEM TRANSFER INCREASE REVENUE & EXPENSE	MK
2022 021-621-800	CONTINGENCY	03/16/2022	220038	214,030.00	164,030.00	50,000.00	LINE ITEM TRANSFER INCREASE REVENUE & EXPENSE	MK
2022 021-621-800	CONTINGENCY	04/13/2022	220050	164,030.00	114,030.00	50,000.00	LINE ITEM TRANSFER INCREASE REVENUE & EXPENSE	MK
2022 021-621-800	CONTINGENCY	04/27/2022	220063	114,030.00	68,330.00	45,700.00	LINE ITEM TRANSFER INCREASE REVENUE & EXPENSE	MK
				TOTAL AMENDMENTS	14	TOTAL CHANGES	43,039.97	
2022 022-364-100	SALE OF PROPERTY	03/30/2022	220043	1.00	33,050.31	33,050.31	INCREASE REVENUE & EXPENSE	MK
				TOTAL AMENDMENTS	1	TOTAL CHANGES	33,050.31	
2022 022-367-000	DONATIONS - GENERA	12/22/2021	220013	1.00	1,323.06	1,323.06	INCREASE TO REVENUE & EXPEN	MK
				TOTAL AMENDMENTS	1	TOTAL CHANGES	1,323.06	
2022 022-622-335	ROAD & BRIDGE MATE	12/22/2021	220013	1,409,768.00	1,411,091.06	1,323.06	INCREASE TO REVENUE & EXPEN	MK
2022 022-622-335	ROAD & BRIDGE MATE	06/08/2022	220083	1,411,091.06	1,611,091.06	200,000.00	LINE ITEM TRANSFER INCREASE REVENUE & EXPEN	MK
2022 022-622-335	ROAD & BRIDGE MATE	04/27/2022	220066	1,409,768.00	240,500.00	100,000.00	LINE ITEM TRANSFER INCREASE REVENUE & EXPEN	MK
2022 022-622-800	CONTINGENCY	03/30/2022	220043	898,285.00	931,335.31	33,050.31	LINE ITEM TRANSFER INCREASE REVENUE & EXPEN	MK
2022 022-622-800	CONTINGENCY	04/27/2022	220066	931,335.31	831,335.31	100,000.00	LINE ITEM TRANSFER INCREASE REVENUE & EXPEN	MK
2022 022-622-800	CONTINGENCY	06/08/2022	220083	831,335.31	631,335.31	200,000.00	LINE ITEM TRANSFER INCREASE REVENUE & EXPEN	MK
				TOTAL AMENDMENTS	6	TOTAL CHANGES	34,373.37	
2022 023-364-100	SALE OF PROPERTY	03/30/2022	220044	18,906.25	18,906.25	18,906.25	INCREASE REVENUE & EXPENSE	MK
2022 023-364-100	SALE OF PROPERTY	03/30/2022	220045	18,906.25	28,906.25	10,000.00	INCREASE REVENUE & EXPENSE	MK
				TOTAL AMENDMENTS	2	TOTAL CHANGES	28,906.25	
2022 023-367-000	DONATIONS - GENERA	11/10/2021	220007	1,000.00	1,000.00	1,000.00	INCREASE REV & EXP	MK
2022 023-367-000	DONATIONS - GENERA	02/02/2022	220030	1,000.00	6,000.00	5,000.00	INCREASE REVENUE & EXPENSE	MK
				TOTAL AMENDMENTS	2	TOTAL CHANGES	6,000.00	
2022 023-371-100	OTHER MISC. REVENU	04/13/2022	22005	1.00	901.00	901.00	INCREASE REV & EXP	MK
				TOTAL AMENDMENTS	1	TOTAL CHANGES	901.00	
2022 023-623-335	ROAD & BRIDGE MATE	11/10/2021	220007	1,460,351.00	1,461,351.00	1,000.00	INCREASE REV & EXP	MK
2022 023-623-335	ROAD & BRIDGE MATE	02/02/2022	220030	1,461,351.00	1,466,351.00	5,000.00	INCREASE REVENUE & EXPENSE	MK
2022 023-623-335	ROAD & BRIDGE MATE	03/30/2022	220044	1,466,351.00	1,485,257.25	18,906.25	INCREASE REVENUE & EXPENSE	MK
2022 023-623-402	CONTRACT SERVICES	06/08/2022	220084	50,000.00	80,000.00	30,000.00	LINE ITEM TRANSFER INCREASE REVENUE & EXPENSE	MK
2022 023-623-451	REPAIR & MAINT-MAC	03/30/2022	220045	70,000.00	901.00	901.00	INCREASE REV & EXP	MK
2022 023-623-456	TIRES & TUBES	04/13/2022	220005	15,000.00	13,000.00	2,000.00	LINE ITEM TRANSFER INCREASE REVENUE & EXPENSE	MK
2022 023-623-461	MACHINERY RENTAL	05/11/2022	220069	15,000.00	7,000.00	2,000.00	LINE ITEM TRANSFER INCREASE REVENUE & EXPENSE	MK
2022 023-623-495	MISCELLANEOUS EXPE	05/11/2022	220069	5,000.00	2,000.00	2,000.00	LINE ITEM TRANSFER INCREASE REVENUE & EXPENSE	MK
2022 023-623-800	CONTINGENCY	06/08/2022	220084	250,000.00	50,000.00	200,000.00	LINE ITEM TRANSFER INCREASE REVENUE & EXPENSE	MK
				TOTAL AMENDMENTS	9	TOTAL CHANGES	35,807.25	
2022 024-367-000	GENERAL CONTRIBUTI	10/27/2021	220004	1.00	7,680.00	7,680.00	LINE ITEM TRANSFER	MK
				TOTAL AMENDMENTS	1	TOTAL CHANGES	7,680.00	
2022 024-624-335	ROAD & BRIDGE MATE	10/27/2021	220004	1,122,397.00	1,130,077.00	7,680.00	LINE ITEM TRANSFER	MK
2022 024-624-335	ROAD & BRIDGE MATE	04/13/2022	220052	1,130,077.00	1,133,656.00	5,579.00	LINE ITEM TRANSFER	MK
2022 024-624-335	ROAD & BRIDGE MATE	04/13/2022	220052	1,133,656.00	1,135,077.00	5,579.00	LINE ITEM TRANSFER	MK
2022 024-624-535	CAPITAL OUTLAY	04/13/2022	220057	59,000.00	53,421.00	5,579.00	LINE ITEM TRANSFER	MK
2022 024-624-571	EQUIPMENT PURCHASE	04/13/2022	220056	59,000.00	59,000.00	5,579.00	REVERSE BA# 220052	MK

ACCOUNT NUMBER	ACCOUNT NAME	DATE	AMDT NUMBER	OLD BUDGET AMOUNT	AMENDED BUDGET AMOUNT	AMOUNT OF CHANGE	DESCRIPTION	CLK
2022 024-624-571	EQUIPMENT PURCHASE	04/13/2022	220057	59,000.00	53,421.00	7,579.00-	LINE ITEM TRANSFER	MK
EXPENDITURES - PCT.4			TOTAL AMENDMENTS	TOTAL	CHANGES			
2022 035-476-310	OFFICE SUPPLIES	01/05/2022	220016	.00	1,500.00	1,500.00	CORRECT ORIGINAL BUDGET	MK
2022 035-476-427	TRAINING	01/05/2022	220015	1,500.00	4,000.00	2,500.00	CORRECT ORIGINAL BUDGET	MK
2022 035-476-427	TRAINING	01/05/2022	220016	4,000.00	2,500.00	1,500.00-	CORRECT ORIGINAL BUDGET	MK
2022 035-476-451	REPAIRS/MAINTAINMEN	01/05/2022	220015	2,500.00	.00	2,500.00-	CORRECT ORIGINAL BUDGET	MK
EXPENDITURES - VICTIM COORDINA			TOTAL AMENDMENTS	TOTAL	CHANGES			
2022 036-352-400	FORFEITED PROPERTY	12/22/2021	220014	25,000.00-	94,665.00-	69,665.00-	INCREASE TO REVENUE & EXPEN	MK
EXPENDITURES - DA FORFEIT II			TOTAL AMENDMENTS	TOTAL	CHANGES			
2022 036-476-103	SALARIES - EMPLOYE	11/24/2021	220009	7,358.26	10,558.26	3,200.00	LINE ITEM TRANSFER	MK
2022 036-476-471	DISTRIBUTION TO OT	12/22/2021	220014	15,000.00	84,665.00	69,665.00	INCREASE TO REVENUE & EXPEN	MK
2022 036-476-482	RETURN TO RESPONDE	03/03/2022	220046	5,000.00	1,000.00	4,000.00-	LINE ITEM TRANSFER	MK
2022 036-476-495	MISC. EXPENDITURES	11/24/2021	220009	25,000.00	21,800.00	3,200.00-	LINE ITEM TRANSFER	MK
2022 036-476-495	MISC. EXPENDITURES	03/30/2022	220046	21,800.00	25,800.00	4,000.00	LINE ITEM TRANSFER	MK
EXPENDITURES - LIBRARY			TOTAL AMENDMENTS	TOTAL	CHANGES			
2022 042-650-310	OFFICE SUPPLIES	01/19/2022	220022	1,900.00	1,820.00	80.00-	LINE ITEM TRANSFER	SH
2022 042-650-495	MISCELLANEOUS	01/19/2022	220022	90.00	1,170.00	80.00	LINE ITEM TRANSFER	SH
EXPENDITURES - LIBRARY			TOTAL AMENDMENTS	TOTAL	CHANGES			
2022 059-403-404	CONSULTING	01/19/2022	220020	350,000.00	99,647.22	250,352.78-	LINE ITEM TRANSFER	SH
2022 059-403-407	IMAGING/ARCHIVI	01/19/2022	220020	2	250,352.78	.00	LINE ITEM TRANSFER	SH
EXPENDITURES - CEDAR CK 129			TOTAL AMENDMENTS	TOTAL	CHANGES			
2022 088-330-120	GRANT PROCEEDS FCS	01/19/2022	220019	.00	228,864.91-	228,864.91-	INCREASE REVENUE/EXPENSE	SH
2022 088-330-121	GRANT PROCEEDS FCS	01/19/2022	220019	2	10,063.34-	238,928.25-	INCREASE REVENUE/EXPENSE	SH
EXPENDITURES - CEDAR CK 129			TOTAL AMENDMENTS	TOTAL	CHANGES			
2022 088-671-403	GRANT ADMIN COST C	01/19/2022	220019	.00	178,223.25	178,223.25	INCREASE REVENUE/EXPENSE	SH
2022 088-671-535	CONSTRUCTION - CCI	01/19/2022	220019	2	60,705.00	238,928.25	INCREASE REVENUE/EXPENSE	SH
EXPENDITURES - VZC JAIL			TOTAL AMENDMENTS	TOTAL	CHANGES			
2022 131-371-000	MISC REIMB	03/02/2022	220034	1	175.00-	175.00-	INCREASE REVENUE & EXPENSE	MK
EXPENDITURES - VZC JAIL			TOTAL AMENDMENTS	TOTAL	CHANGES			
2022 131-512-103	SALARIES - EMPLOYE	11/24/2021	220010	1,256,784.30	1,224,442.30	32,342.00-	LINE ITEM TRANSFER	MK
2022 131-512-103	SALARIES - EMPLOYE	04/13/2022	220053	1,224,442.30	1,199,442.30	25,000.00-	LINE ITEM TRANSFER	MK
2022 131-512-110	SALARIES - COMP TI	11/24/2021	220010	82,657.50	114,999.50	32,342.00	LINE ITEM TRANSFER	MK
2022 131-512-110	SALARIES - COMP TI	04/13/2022	220053	114,999.50	139,999.50	25,000.00	LINE ITEM TRANSFER	MK
2022 131-512-339	UNITFORMS	03/02/2022	220034	5,500.00	7,675.00	2,175.00	INCREASE REVENUE & EXPENSE	MK
2022 131-512-450	REPAIR & MAINT. BL	03/30/2022	220047	120,000.00	118,000.00	2,000.00-	LINE ITEM TRANSFER	MK
EXPENDITURES - VZC JAIL			TOTAL AMENDMENTS	TOTAL	CHANGES			
2022 132-364-100	SALE OF PROPERTY	05/25/2022	220075	1	91,706.10-	91,706.10-	INCREASE REV & EXP	MK
EXPENDITURES - SALE OF PROPERTY			TOTAL AMENDMENTS	TOTAL	CHANGES			
2022 132-370-104	INSURANCE PROCEEDS	04/13/2022	220054	1	35,915.00-	35,915.00-	LINE ITEM TRANSFER	MK
EXPENDITURES - INSURANCE PROCEEDS			TOTAL AMENDMENTS	TOTAL	CHANGES			
2022 132-371-100	OTHER MISC. REVENU	01/19/2022	220023	1	6,710.00-	6,710.00-	INCREASE REV/EXP	SH
EXPENDITURES - OTHER MISC. REVENU			TOTAL AMENDMENTS	TOTAL	CHANGES			

ACCOUNT NUMBER	ACCOUNT NAME	DATE	AMDT NUMBER	OLD BUDGET AMOUNT	AMENDED BUDGET AMOUNT	AMOUNT OF CHANGE	DESCRIPTION	CLK
2022 132-560-310	OFFICE SUPPLIES	06/08/2022	220085	12,000.00	13,965.17	1,965.17	LINE ITEM TRANSFER	MK
2022 132-560-337	LAW ENFORCEMENT SU	01/19/2022	220024	37,126.00	57,126.00	20,000.00	LINE ITEM TRANSFER	SH
2022 132-560-435	REPAIR & MAINT - F	03/16/2022	220039	57,126.00	59,126.00	2,000.00	LINE ITEM TRANSFER	MK
2022 132-560-455	REPAIR & MAINT - F	11/10/2021	220008	2,000.00	2,500.00	500.00	LINE ITEM TRANSFER	MK
2022 132-560-456	TIRES	01/19/2022	220023	2,500.00	2,210.00	6,710.00	INCREASE REV/EXP	SH
2022 132-560-458	RADJO REPAIR	03/16/2022	220039	40,000.00	38,000.00	2,000.00-	LINE ITEM TRANSFER	MK
2022 132-560-495	MISCELLANEOUS	06/08/2022	220085	12,000.00	10,034.83	1,965.17-	LINE ITEM TRANSFER	MK
2022 133-560-571	EQUIPMENT PURCHASE	11/10/2021	220008	15,000.00	14,500.00	500.00-	LINE ITEM TRANSFER	SH
2022 133-560-575	SHERIFF'S AUTO PUR	04/13/2022	220054	48,860.00	28,860.00	20,000.00-	LINE ITEM TRANSFER	SH
2022 132-560-575	SHERIFF'S AUTO PUR	05/25/2022	220075	231,175.00	267,090.00	35,915.00	LINE ITEM TRANSFER	MK
EXPENDITURES - SHERIFF OFFICE			TOTAL AMENDMENTS	267,090.00	358,796.10	91,706.10	INCREASE REV & EXP	MK
2022 400-333-120	GRANT PROCEEDS TSC	01/19/2022	220021	6,050.00	6,050.00-	6,050.00-	INCREASE REVENUE/EXPENSE	SH
2022 400-333-120	GRANT PROCEEDS TSC	06/08/2022	220086	6,050.00	12,100.00-	6,050.00-	INCREASE REVENUE & EXPENSE	MK
2022 400-591-403	GRANT ADMINISTRATI	01/19/2022	220021	6,050.00	6,050.00	6,050.00	INCREASE REVENUE/EXPENSE	SH
2022 400-591-403	GRANT ADMINISTRATI	06/08/2022	220086	6,050.00	12,100.00	6,050.00	INCREASE REVENUE & EXPENSE	MK
2022 541-333-101	STATE AID - SUPERV	04/18/2022	220058	149,635.00-	136,223.00-	13,412.00	ADULT BS ADJ #1	MK
2022 541-333-101	STATE AID - SUPERV	04/18/2022	220059	136,223.00-	149,635.00-	13,412.00-	REVERSE BA# 220058	MK
2022 541-333-101	STATE AID - SUPERV	04/18/2022	220060	149,635.00-	163,047.00-	13,412.00-	ADULT BS ADJ #1	MK
2022 541-333-101	STATE AID - SUPERV	04/18/2022	220061	163,047.00-	149,635.00-	13,412.00-	REVERSE BA# 220060	MK
2022 541-333-101	STATE AID - SUPERV	04/18/2022	220062	149,635.00-	163,047.00-	13,412.00-	ADULT BS ADJ #1	MK
2022 541-333-101	STATE AID - SUPERV	04/18/2022	TOTAL AMENDMENTS	5	5	13,412.00-		MK
2022 541-360-100	DEPOSITORY INTERES	04/18/2022	220058	4,000.00-	6,000.00-	2,000.00-	ADULT BS ADJ #1	MK
2022 541-360-100	DEPOSITORY INTERES	04/18/2022	220059	4,000.00-	4,000.00-	2,000.00-	REVERSE BA# 220058	MK
2022 541-360-100	DEPOSITORY INTERES	04/18/2022	220060	2,000.00-	2,000.00-	2,000.00-	ADULT BS ADJ #1	MK
2022 541-360-100	DEPOSITORY INTERES	04/18/2022	220061	2,000.00-	4,000.00-	2,000.00-	REVERSE BA# 220060	MK
2022 541-360-100	DEPOSITORY INTERES	04/18/2022	220062	4,000.00-	2,000.00-	2,000.00-	ADULT BS ADJ #1	MK
2022 541-360-100	DEPOSITORY INTERES	04/18/2022	TOTAL AMENDMENTS	5	5	2,000.00		MK
2022 541-570-310	SUPPLIES/OPERATION	04/18/2022	220058	200,189.00	154,124.00	46,065.00-	ADULT BS ADJ #1	MK
2022 541-570-310	SUPPLIES/OPERATION	04/18/2022	220059	154,124.00	200,189.00	46,065.00	REVERSE BA# 220058	MK
2022 541-570-310	SUPPLIES/OPERATION	04/18/2022	220060	200,189.00	246,254.00	46,065.00-	ADULT BS ADJ #1	MK
2022 541-570-310	SUPPLIES/OPERATION	04/18/2022	220061	246,254.00	200,189.00	46,065.00-	REVERSE BA# 220060	MK
2022 541-570-310	SUPPLIES/OPERATION	04/18/2022	220062	200,189.00	154,124.00	46,065.00-	ADULT BS ADJ #1	MK
2022 541-570-419	PROFESSIONAL FEES	04/18/2022	220058	49,041.00	53,142.00	4,101.00-	ADULT BS ADJ #1	MK
2022 541-570-419	PROFESSIONAL FEES	04/18/2022	220059	53,142.00	49,041.00	4,101.00-	REVERSE BA# 220058	MK
2022 541-570-419	PROFESSIONAL FEES	04/18/2022	220060	49,041.00	44,940.00	4,101.00-	ADULT BS ADJ #1	MK
2022 541-570-419	PROFESSIONAL FEES	04/18/2022	220061	44,940.00	49,041.00	4,101.00-	REVERSE BA# 220060	MK
2022 541-570-419	PROFESSIONAL FEES	04/18/2022	220062	49,041.00	53,142.00	4,101.00-	ADULT BS ADJ #1	MK
2022 541-570-420	TELEPHONE - UTILITY	04/18/2022	220058	6,400.00	5,400.00	1,000.00-	ADULT BS ADJ #1	MK
2022 541-570-420	TELEPHONE - UTILITY	04/18/2022	220059	6,400.00	6,400.00	6,400.00	REVERSE BA# 220058	MK
2022 541-570-420	TELEPHONE - UTILITY	04/18/2022	220060	6,400.00	5,400.00	1,000.00-	ADULT BS ADJ #1	MK
2022 541-570-420	TELEPHONE - UTILITY	04/18/2022	220061	5,400.00	6,400.00	1,000.00-	REVERSE BA# 220060	MK
2022 541-570-420	TELEPHONE - UTILITY	04/18/2022	220062	6,400.00	6,400.00	6,400.00	ADULT BS ADJ #1	MK
EXPENDITURES - SUPERVISION			TOTAL AMENDMENTS	15	15	40,961.00-		MK
2022 544-574-204	WORKERS COMP	01/24/2022	220026	62.00	62.00	62.00-	CORRECT ORIGINAL BUDGET	MK
2022 544-574-204	WORKERS COMP	04/11/2022	220048	62.00	62.00	62.00-	REVERSE BA 220026	MK
2022 544-574-204	WORKERS COMP	04/11/2022	220049	62.00	62.00	62.00-	CORRECT UNEMPLOYMENT	MK

ACCOUNT NUMBER	ACCOUNT NAME	DATE	AMDT NUMBER	OLD BUDGET AMOUNT	AMENDED BUDGET AMOUNT	AMOUNT OF CHANGE	DESCRIPTION	CLK
2022 544-574-206	UNEMPLOYMENT INSUR	04/11/2022	220049	.00	62.00	62.00	CORRECT UNEMPLOYMENT	MK
2022 544-574-419	PROFESSIONAL FEES	01/24/2022	220026	465.00	527.00	62.00	CORRECT ORIGINAL BUDGET	MK
2022 544-574-419	PROFESSIONAL FEES	04/11/2022	220048	527.00	465.00	62.00-	REVERSE BA 220026	MK
EXPENDITURES - OFFENDER			TOTAL AMENDMENTS	6	TOTAL CHANGES	.00		
2022 546-582-330	FUEL/LUBRICANTS	05/11/2022	220071	2,800.00	3,800.00	1,000.00	LOCAL 546 LINE ITEM TRANS	MK
2022 546-582-402	CONTRACT SERVICES	03/14/2022	220036	.00	550.00	550.00	BA LOCAL JUVENILE	MK
2022 546-582-482	AUTO INSURANCE	05/11/2022	220071	1,400.00	2,000.00	600.00	LOCAL 546 LINE ITEM TRANS	MK
2022 546-582-572	OFFICE EQUIPMENT	03/14/2022	220036	13,000.00	12,450.00	550.00-	BA LOCAL JUVENILE	MK
2022 546-582-572	OFFICE EQUIPMENT	05/11/2022	220071	12,450.00	10,850.00	1,600.00-	LOCAL 546 LINE ITEM TRANS	MK
EXPENDITURES - JUV LOCAL			TOTAL AMENDMENTS	5	TOTAL CHANGES	.00		
2022 552-333-117	ETCOG REIMBURSEMENT	11/05/2021	220005	.00	1,500.00-	1,500.00-	INCREASE REV & EXP BA #1	MK
TOTAL AMENDMENTS			1	TOTAL CHANGES	1,500.00-			
2022 552-582-410	PSYCHOLOGICALS-ETC	11/05/2021	220005	.00	1,500.00	1,500.00	INCREASE REV & EXP BA #1	MK
TOTAL AMENDMENTS			1	TOTAL CHANGES	1,500.00			
2022 556-333-114	RN ASSESSMENTS	05/11/2022	220070	5,109.00-	5,364.44-	255.44-	GRANT R - BA #2	MK
TOTAL AMENDMENTS			1	TOTAL CHANGES	5,364.44-			
2022 556-582-412	RN ASSESSMENTS	05/11/2022	220070	5,109.00	5,364.44	255.44	GRANT R - BA #2	MK
TOTAL AMENDMENTS			1	TOTAL CHANGES	5,364.44			
2022 558-435-103	SALARIES - EMPLOYE	01/25/2022	220027	46,875.59	45,165.59	1,710.00-	BA GRANT S FY22	MK
2022 558-435-457	OFFICE EQUIPMENT/C	01/25/2022	220027	3,575.00	5,285.00	1,710.00	BA GRANT S FY22	MK
EXPENDITURES - GRANT S			TOTAL AMENDMENTS	2	TOTAL CHANGES	.00		
2022 565-435-427	TRAINING	06/08/2022	220079	2,000.00	1,250.00	750.00-	LINE ITEM TRANSFER	MK
EXPENDITURES - INDIGENT DEFENS			TOTAL AMENDMENTS	1	TOTAL CHANGES	750.00-		
2022 565-700-010	TRANSFER TO GENERA	06/08/2022	22009	.00	750.00	750.00	CORRECTION TO BA20079	SH
TOTAL AMENDMENTS			1	TOTAL CHANGES	750.00			
2022 567-370-102	INSURANCE PROCEEDS	04/13/2022	220055	.00	8,037.42-	8,037.42-	LINE ITEM TRANSFER	MK
TOTAL AMENDMENTS			1	TOTAL CHANGES	8,037.42-			
2022 567-435-451	REPAIR & MAINT/VEH	04/13/2022	220055	2,500.00	10,537.42	8,037.42	LINE ITEM TRANSFER	MK
EXPENDITURES-ABATEMENT OFFICER			TOTAL AMENDMENTS	1	TOTAL CHANGES	8,037.42		
2022 817-476-402	ADMINISTRATIVE SER	02/02/2022	220031	.00	461,300.00	461,300.00	LINE ITEM TRANSFER - GRANTW	MK
2022 817-476-495	MISC. EXPENDITURES	02/02/2022	220033	10,991,944.00	10,530,644.00	461,300.00-	LINE ITEM TRANSFER - GRANTW	MK
2022 817-476-495	MISC. EXPENDITURES	03/16/2022	220033	10,530,644.00	10,232,037.00	298,607.00-	LINE ITEM TRANSFER-ARPA	MK
2022 817-476-495	MISC. EXPENDITURES	03/02/2022	220035	10,232,037.00	10,164,537.00	67,500.00-	LINE ITEM TRANSFER - ARPA	MK
2022 817-476-495	MISC. EXPENDITURES	05/25/2022	220076	10,164,537.00	10,096,636.29	67,900.71-	LINE ITEM TRANSFER	MK
2022 817-476-575	INFRASTRUCTURE	02/16/2022	220033	298,607.00	298,607.00	298,607.00	LINE ITEM TRANSFER-ARPA	MK
2022 817-476-575	INFRASTRUCTURE	03/02/2022	220035	366,107.00	67,500.00	67,500.00	LINE ITEM TRANSFER - ARPA	MK
2022 817-476-575	INFRASTRUCTURE	05/25/2022	220076	366,107.00	434,007.71	67,900.71	LINE ITEM TRANSFER	MK
EXPENDITURES - AMERICAN RESCUE			TOTAL AMENDMENTS	8	TOTAL CHANGES	.00		