


Van Zandt County
Monthly Financial & Investment Report
Month Ending April 30, 2022

TO BE RECORDED IN THE MAY 25, 2022 MINUTES

OF THE COMMISSIONERS' COURT

BY VAN ZANDT COUNTY CLERK.


SUBMITTED THIS THE 19th DAY OF MAY 2022




Kenny Edwards, Treasurer

The Van Zandt County Commissioners' Court, having reviewed the Treasurer's Report as presented, having taken reasonable steps to ensure its accuracy, and based upon presentations of the Treasurer's Office, does hereby approve the Report, subject to the independent auditor's review and does further order that it be filed with the official minutes of this meeting. {LGC 114.026(c)}


In addition, the below signatures affirm that the Treasurers' Report complies with statutes as referenced. {LGC 114.026(d)}S




Don Kirkpatrick, Van Zandt County Judge




Chad LaPrade
Commissioner Precinct #1



Keith Pearson
Commissioner Precinct #3



Virgil Melton, Jr.
Commissioner Precinct #2



Tim West
Commissioner Precinct #4

COMBINED STATEMENT OF CASH POSITION FOR APRIL

FUND NAME	CHECKING ACCOUNT	CHECKING AMOUNT	TDOA ACCOUNT	TDOA AMOUNT	FUND TOTAL
2022 010 GENERAL FUND	FIN CLEAR AMERICAN CTY JURY	156,504.00	TDOA MBIA	2,713,898.48	13,091,375.40
2022 012 RESERVE FUNDS	FIN CLEAR	3,411.00	TDOA MBIA	10,217,561.92	
2022 015 SHERIFF CHAPTER 59 FORFEITURE FIN CLEAR AMERICAN	FIN CLEAR	5,431.44	TDOA MBIA	26,376.12	31,807.56
2022 016 DA FORFEITURE FUND	FIN CLEAR	2,463.56	TDOA MBIA	9,734.30	
	ESCROW #1	9,734.30		6,005.26	
	ESCROW #2	6,005.26		37,553.03	
	ESCROW #3	37,553.03		2,970.15	
	ESCROW #4	2,970.15		11,682.49	
	ESCROW #5	11,682.49		2,000.66	
	ESCROW #6	2,000.66		934.29	
	ESCROW #7	934.29		1,052.28	
	ESCROW #8	1,052.28		29,075.85	
	ESCROW #9	29,075.85		5,591.47	
	ESCROW #10	5,591.47		5,100.12	
	ESCROW #11	5,100.12		13,000.00	
	ESCROW #12	13,000.00			
	ESCROW #13				
	ESCROW #14				
	ESCROW #15				
	ESCROW #16				
	ESCROW #17	6,484.47			
	ESCROW #18				
	ESCROW #19				
	ESCROW #20				
	ESCROW #21				
	ESCROW #22				
	ESCROW #23				
	ESCROW #24				
	ESCROW #25				
	ESCROW #26				
	ESCROW #27				
	ESCROW #28				
	ESCROW #29				
	ESCROW #30				
	ESCROW #31				
	ESCROW #32				
	ESCROW #33				
	ESCROW #34				
	ESCROW #35				
	ESCROW #36				
	ESCROW #37				
	ESCROW #38				
	ESCROW #39				
	ESCROW #40				
	ESCROW #41				
	ESCROW #42				
	ESCROW #43				
	ESCROW #44				
	ESCROW #45				
		2,929.30			

FUND NAME	CHECKING ACCOUNT	CHECKING AMOUNT	TDOA ACCOUNT	TDOA AMOUNT	FUND TOTAL
	ESCROW #46				
	ESCROW #47				
	ESCROW #48				
	ESCROW #49				
	ESCROW #50				
	ESCROW #51				
	ESCROW #52				
	ESCROW #53				
	ESCROW #54				
	ESCROW #55				
	ESCROW #56				
	ESCROW #57				
	ESCROW #58				
	ESCROW #59				
	ESCROW #60				
	ESCROW #61				
	ESCROW #62				
	ESCROW #63				
	ESCROW #64				
	ESCROW #65				
	ESCROW #66				
	ESCROW #67				
	ESCROW #68				
	ESCROW #69				
	ESCROW #70				
	ESCROW #71				
	ESCROW #72				
	ESCROW #73				
	ESCROW #74				
	ESCROW #75				
	ESCROW #76				
	ESCROW #77				
	ESCROW #78				
	ESCROW #79				
	ESCROW #80				
	ESCROW #81				
	ESCROW #82				
	ESCROW #83				
	ESCROW #84	641.12			
	ESCROW #85				
	ESCROW #86				
	ESCROW #87				
	ESCROW #88				
2022 017 BUILDING SECURITY FUND	FIN CLEAR	2,950.43	TDOA MBIA	25,031.46	137,218.35
2022 018 JUSTICE COURT BLDG SECURITY FUND	FIN CLEAR	2,369.27	TDOA	9,419.27	27,981.89
2022 019 DA FORFEITURE FUND	ESCROW #13				
	ESCROW #14				
	ESCROW #15				
	ESCROW #16				
	ESCROW #45				
2022 021 ROAD & BRIDGE - PCT. 1	FIN CLEAR	7,524.51	TDOA	506,873.75	

FUND NAME	CHECKING ACCOUNT	CHECKING AMOUNT	TDOA ACCOUNT	TDOA AMOUNT	FUND TOTAL
2022 022 ROAD & BRIDGE - PCT. 2	FIN CLEAR	10,518.53	TDOA MBIA	1,237,204.76	2,429,327.98
2022 023 ROAD & BRIDGE - PCT. 3	FIN CLEAR	9,692.75	TDOA MBIA	1,181,604.69	1,863,387.09
2022 024 ROAD & BRIDGE - PCT. 4	FIN CLEAR	9,630.56	TDOA MBIA	511,617.97	1,900,783.30
2022 026 ROAD & BRIDGE - GEN	FIN CLEAR	4,041.53	TDOA MBIA	1,342,076.37	1,900,783.30
2022 035 VICTIM COORDINATOR GRANT	FIN CLEAR	16,232.25-	TDOA MBIA	701,220.10	5,063.90
2022 036 DA FORFEITURE FUND II	FIN CLEAR	395.95-	TDOA MBIA	1,189,932.64	16,232.25-
2022 037 CONSTABLE PCT #4 SEIZURE	FIN CLEAR	819.89	TDOA MBIA	1,022.37	81,885.80
2022 040 COUNTY LAW LIBRARY FUND	FIN CLEAR	5,828.41	TDOA MBIA	82,281.75	81,885.80
2022 042 COUNTY FREE LIBRARY	FIN CLEAR	38,849.81	TDOA MBIA	3,887.21	4,707.10
2022 047 DIGITIZE RECORDS	FIN CLEAR	3,596.70	TDOA MBIA	74,795.60	80,624.01
2022 048 SUPPLEMENTAL GUARDIANSHIP	FIN CLEAR	2,928.22	TDOA MBIA	123,049.63	126,646.33
2022 049 COUNTY CHILD ABUSE PREVENTION CLEAR	FIN CLEAR	2,977.61	TDOA MBIA	39,492.89	42,421.11
2022 050 COURT RELATED PROGRAMS	FIN CLEAR	5,924.29	TDOA MBIA	8,291.52	11,269.13
2022 052 COUNTY & DISTRICT TECH FUND FIN CLEAR	FIN CLEAR	4,042.09	TDOA MBIA	8,004.60	13,928.89
2022 053 CAPITALCREDITSECONOMICDEVELOPMENT CLEAR	FIN CLEAR	4,350.33	TDOA MBIA	4,994.55	9,036.64
2022 054 DISTRICT CLERK TECHNOLOGY FUFIN CLEAR	FIN CLEAR	3,026.24	TDOA MBIA	291,834.53	331,239.03
2022 055 CHAPTER 19	FIN CLEAR	5,184.00	TDOA MBIA	35,054.17	26,089.37
2022 056 COUNTY RECORDS FUND	FIN CLEAR	1,245.25	TDOA MBIA	23,063.13	160,435.31
2022 057 COUNTY CLERK RECORDS FUND	FIN CLEAR	1,245.25	TDOA MBIA	155,251.31	160,435.31
				404,208.26	405,453.51

FUND NAME	CHECKING ACCOUNT	CHECKING AMOUNT	TDOA ACCOUNT	TDOA AMOUNT	FUND TOTAL
2022 058 DISTRICT CLERK RECORDS FUND	FIN CLEAR	5,964.51	TDOA	16,464.18	22,428.69
2022 059 COUNTY CLERK ARCHIVE	FIN CLEAR	2,429.65	TDOA	703,263.71	705,693.36
2022 070 PERMANENT IMPROVEMENT FUND	FIN CLEAR		TDOA		
2022 075 RIGHT-OF-WAY FUND	FIN CLEAR		TDOA		
2022 084 TAX ANTICIPATION NOTES	FIN CLEAR		TDOA		
2022 085 DEBT SERVICE FUND	DEBT CL	24,432.33	TDOA	61,864.23	86,296.56
2022 087 VZC INDIGENT HEALTH PROGRAM	FIN CLEAR	12,723.57	TDOA	144,192.06	156,915.63
2022 088 SOIL CONSERVATION DIST FUND	FIN CLEAR	9,334.03	TDOA	24,403.54	33,737.57
2022 090 APPELLATE JUSTICE SYSTEM FUND	FIN CLEAR	1,465.35	TDOA		1,465.35
2022 095 PAYROLL CLEARING ACCOUNT.	PAYCLEAR	194,039.82	MBIA		194,039.82
2022 096 GEN FIXED ASSETS ACCOUNT GRP			MBIA		
2022 097 LONG TERM DEBT GROUP			MBIA		
2022 131 VAN ZANDT COUNTY JAIL	FIN CLEAR	813.51	TDOA	620,012.68	620,826.19
2022 132 VAN ZANDT COUNTY SHERIFF DEPT	FIN CLEAR	1,063.37	TDOA	460,000.00	461,063.37
2022 145 SOLID WASTE GRANT	FIN CLEAR				
2022 147 2020 HAVA CARES ACT	FIN CLEAR	1,846.74	TDOA	15,043.94	16,890.68
2022 400 FRUITVALE 2021 TXCDBG	722048WATER				
2022 401 BENWHELERMSC	71348911131115				
2022 402 LITTLEHOPEMOOREMSC	7130260813				
2022 540 PRETRIAL SUPERVISION	FIN CLEAR	1,761.37	TDOA	118,224.38	119,985.75
2022 541 COMMUNITY SUP & CORRECTIONS	FIN CLEAR	2,938.90	TDOA	253,799.63	256,738.53
2022 542 ADULT PROBATION CIVIL	FIN CLEAR	6,887.45	TDOA	51,192.88	369,874.26
			MBIA	311,793.93	

FUND NAME	CHECKING ACCOUNT	CHECKING AMOUNT	TDOA ACCOUNT	TDOA AMOUNT	FUND TOTAL
2022 543 HIGH RISK SUBSTANCE ABUSE -CFIN CLEAR	FIN CLEAR	3,037.75-	TDOA MBIA		3,037.75-
2022 544 HIGH RISK SEX OFFENDER -CCP FIN CLEAR	FIN CLEAR	6,982.66	TDOA		6,982.66
2022 545 GRANT C COMMIT REDUCTION PROFITN CLEAR	FIN CLEAR		TDOA MBIA	270,000.00	
2022 546 JUVENILE PROBATION FUND	FIN CLEAR	8,990.25-	MBIA	120,000.00	381,009.75
2022 547 VZCJPD STATE AID GRANT A	FIN CLEAR	56,083.53	TDOA MBIA		56,083.53
2022 549 VZCJPD - GRANT N	FIN CLEAR	4,479.81	TDOA MBIA		4,479.81
2022 550 D A SUPPLEMENTAL FUND	FIN CLEAR	1,854.07-	TDOA MBIA		1,854.07-
2022 551 VOICES - JUV CJD GRANT	FIN CLEAR		TDOA		
2022 552 ETCOG RESIDENTIAL	FIN CLEAR	61.00-			61.00-
2022 555 JUVENILE PROBATION INTEREST FIN CLEAR	FIN CLEAR	108.91	TDOA MBIA	24,178.71	24,474.56
2022 556 REGIONAL SERVICE ENHANCEMENTFIN CLEAR	FIN CLEAR	18,588.77		186.94	18,588.77
2022 558 GRANT S	FIN CLEAR	45,496.20			45,496.20
2022 559 MENTAL IMPAIRMENT CASELOAD	FIN CLEAR	1,047.48-	TDOA MBIA		1,047.48-
2022 565 INDIGENT DEFENSE GRANT	FIN CLEAR	1,738.96	TDOA	21,142.64	22,881.60
2022 567 FIRE MARSHAL	FIN CLEAR	3,347.23	TDOA MBIA	262,411.37	375,929.34
2022 568 TECHNOLOGY RESOURCES	FIN CLEAR	1.07	TDOA		1.07
2022 569 HAVA ELECTION GRANT	FIN CLEAR	5,304.60	TDOA	15,223.70	20,528.30
2022 570 GOLDEN WATER SUPPLY CORP	FIN CLEAR				
2022 580 D.A. CHECK COLLECTION FUND	FIN CLEAR	148.29-	TDOA MBIA	8,685.51	8,537.22
2022 591 CONSTABLE #1 TIBOSE FUND	FIN CLEAR	2,979.68	TDOA MBIA	.33	2,980.01
2022 592 CONSTABLE #2 TIBOSE FUND	FIN CLEAR	2,020.28	MBIA		2,020.28
2022 593 CONSTABLE #3 TIBOSE FUND	FIN CLEAR	4,212.82	MBIA		4,212.82
2022 594 CONSTABLE #4 TIBOSE FUND	FIN CLEAR	592.36	TDOA MBIA	4,907.89	5,500.25

FUND NAME	CHECKING ACCOUNT	CHECKING AMOUNT	TDOA ACCOUNT	TDOA AMOUNT	FUND TOTAL
2022 595 SHERIFF TIEOSE FUND	FIN CLEAR	882.84	TDOA MBIA	14,016.66	14,899.50
2022 596 DA TIEOSE FUND	FIN CLEAR	3,159.94	MBIA	50,692.18	3,159.94
2022 600 JUSTICE COURT TECHNOLOGY FUNDFIN CLEAR		3,126.59	TDOA MBIA	16,082.93	53,818.77
2022 800 CONTRIBUTION RELIEF FUND	FIN CLEAR		TDOA		16,082.93
2022 802 VETERAN'S MEMORIAL WALL FUNDFIN CLEAR			TDOA		
2022 803 HISTORICAL COMMISSION	FIN CLEAR	5,831.85	TDOA	5,288.85	11,120.70
2022 804 VAN TORNADO-ASSISTANCE	FIN CLEAR				
2022 805 FEMA - DEC 2015 STORM	FIN CLEAR		TDOA		
2022 806 FEMA APRIL 2016 STORM	FIN CLEAR				
2022 807 HAZARD MITIGATION GRANT	FIN CLEAR		TDOA		
2022 808 COURTHOUSE PLANNING GRANT	FIN CLEAR				
2022 809 PRETRIAL INTERVENTION PROGRAFIN CLEAR		3,426.52	TDOA	37,380.23	40,806.75
2022 810 SHERIFF JUSTICE FORFEITURE FIN CLEAR		870.00	TDOA	25,468.59	26,338.59
2022 811 SHERIFF TREASURY FORFEITURE FIN CLEAR			TDOA		
2022 812 CONSTABLE PCT #1 FORFEITURE FIN CLEAR		500.00	TDOA		500.00
2022 813 VOICES - JUV CJD GRANT	FIN CLEAR	14,016.30-			14,016.30-
2022 814 LOCAL TRUANCY PREVENTION & DFIN CLEAR		7,041.21	TDOA	10,000.00	17,041.21
2022 815 COVID -19	FIN CLEAR		TDOA MBIA TX CLASS		
2022 816 COUNTY INFRASTRUCTURE FUND GRANTFIN CLEAR		11,605.02-	TDOA MBIA		11,605.02-
2022 817 AMERICAN RESCUE PLAN	FIN CLEAR	7,147.73	TDOA MBIA TX CLASS	5,392,066.80	5,399,214.53
TOTAL		820,301.01		31,145,996.91	31,966,297.92

CHECK ACCOUNT

ACCOUNT BALANCE -	CHECK
ACCOUNT BALANCE - FIN CLEAR	461,199.51
ACCOUNT BALANCE - CTY JURY	3,411.00
ACCOUNT BALANCE - ESCROW #1	2,463.56
ACCOUNT BALANCE - ESCROW #2	9,734.30
ACCOUNT BALANCE - ESCROW #3	6,005.26
ACCOUNT BALANCE - ESCROW #4	37,553.03
ACCOUNT BALANCE - ESCROW #5	2,970.15
ACCOUNT BALANCE - ESCROW #6	11,682.49
ACCOUNT BALANCE - ESCROW #7	2,000.66
ACCOUNT BALANCE - ESCROW #8	934.29
ACCOUNT BALANCE - ESCROW #9	1,052.28
ACCOUNT BALANCE - ESCROW #10	29,075.85
ACCOUNT BALANCE - ESCROW #11	5,591.47
ACCOUNT BALANCE - ESCROW #12	5,100.12
ACCOUNT BALANCE - ESCROW #13	13,000.00
ACCOUNT BALANCE - ESCROW #17	6,488.47
ACCOUNT BALANCE - ESCROW #27	2,929.30
ACCOUNT BALANCE - ESCROW #84	2,641.12
ACCOUNT BALANCE - DEBT CL	24,432.33
ACCOUNT BALANCE - PAYCLEAR	194,039.82
TOTAL	<hr/> 820,301.01

TDOA ACCOUNT

ACCOUNT BALANCE -	TDOA
ACCOUNT BALANCE - TDOA	10,123,895.85
ACCOUNT BALANCE - MBIA	15,630,034.26
ACCOUNT BALANCE - TX CLASS	5,392,066.80
TOTAL	<hr/> 31,145,996.91

FUND NAME	***** MONTH TO DATE ***** REVENUES	***** YEAR TO DATE ***** REVENUES	***** MONTH TO DATE ***** EXPENSES	***** YEAR TO DATE ***** EXPENSES
2022 GENERAL FUND	532,516.78	1,304,637.10	12,709,502.67	7,762,725.85
2022 RESERVE FUNDS	.00	.00	.00	.00
2022 SHERIFF CHAPTER 59 FORFEITURE	6.59	7,053.03	.00	.00
2022 DA FORFEITURE FUND	.00	.00	.00	.00
2022 BUILDING SECURITY FUND	6,296.85	33,750.86	34,771.34	.00
2022 JUSTICE COURT BLDG SECURITY	339.80	1,282.28	2,254.00	.00
2022 DA FORFEITURE FUND	.00	.00	.00	.00
2022 ROAD & BRIDGE - PCT. 1	74,247.72	1,870,504.03	994,464.24	.00
2022 ROAD & BRIDGE - PCT. 2	66,657.15	2,294,350.22	1,004,413.16	.00
2022 ROAD & BRIDGE - PCT. 3	60,659.23	2,088,898.64	1,180,565.99	.00
2022 ROAD & BRIDGE - PCT. 4	51,827.41	1,767,631.98	481,195.61	.00
2022 ROAD & BRIDGE - GEN	4,668.25	32,676.51	31,838.51	.00
2022 VICTIM COORDINATOR GRANT	.00	18,987.76	35,797.30	.00
2022 DA FORFEITURE FUND II	20.64	141,049.40	110,808.46	.00
2022 CONSTABLE PCT #4 SEIZURE	.96	2.11	.00	.00
2022 COUNTY LAW LIBRARY FUND	2,430.69	15,718.39	13,825.15	.00
2022 COUNTY FREE LIBRARY	11,230.55	79,203.11	69,080.62	.00
2022 DIGITIZE RECORDS	665.16	7,270.23	.00	.00
2022 SUPPLEMENTAL GUARDIANSHIP	369.87	2,540.68	.00	.00
2022 COUNTY CHILD ABUSE PREVENTION	37.37	187.81	.00	.00
2022 COURT RELATED PROGRAMS	481.82	3,606.47	.00	.00
2022 COUNTY & DISTRICT TECH FUND	135.14	877.86	.00	.00
2022 CAPITALCREDITSECONOMICDEVELOP	86.62	199.82	25,775.00	.00
2022 DISTRICT CLERK TECHNOLOGY FUND	80.76	2,453.45	19,605.00	.00
2022 CHAPTER 19	.00	.00	.00	.00
2022 COUNTY RECORDS FUND	330.86	3,471.11	1,741.00	.00

FUND NAME	***** MONTH TO DATE ***** REVENUES	***** YEAR TO DATE ***** REVENUES	***** MONTH TO DATE ***** EXPENSES	***** YEAR TO DATE ***** EXPENSES
2022 COUNTY CLERK RECORDS FUND	15,200.96	77,584.67	.00	30,538.60
2022 DISTRICT CLERK RECORDS FUND	1,606.27	5,088.18	.00	.00
2022 COUNTY CLERK ARCHIVE	15,636.01	79,414.20	.00	.00
2022 PERMANENT IMPROVEMENT FUND	.00	.00	.00	.00
2022 RIGHT-OF-WAY FUND	.00	.00	.00	.00
2022 TAX ANTICIPATION NOTES	.00	.00	.00	.00
2022 DEBT SERVICE FUND	15,203.11	527,524.39	1,092,512.81	1,092,512.81
2022 VZC INDIGENT HEALTH PROGRAM	28,706.18	158,929.10	34,152.93	119,589.77
2022 SOIL CONSERVATION DIST FUND	6.09	211,349.51	.00	244,928.25
2022 APPELLATE JUSTICE SYSTEM FUND	345.00	2,240.00	1,045.00	3,505.00
2022 PAYROLL CLEARING ACCOUNT.	.00	.00	.00	.00
2022 GEN FIXED ASSETS ACCOUNT GRP	.00	.00	.00	.00
2022 LONG TERM DEBT GROUP	.00	.00	.00	.00
2022 VAN ZANDT COUNTY JAIL	238,133.15	1,671,637.56	229,832.77	1,261,593.41
2022 VAN ZANDT COUNTY SHERIFF DEPT	260,212.58	1,926,328.56	277,194.45	1,694,844.86
2022 SOLID WASTE GRANT	.00	.00	.00	.00
2022 2020 HAVA CARES ACT	3.75	8.30	.00	.00
2022 FRUITVALE 2021 TXCDBG 7220480	.00	6,050.00	.00	6,050.00
2022 BENWHEELERWSC 71348911131115	.00	.00	.00	.00
2022 LITTLEHOPEMOOREWSC713026081315	.00	.00	.00	.00
2022 PRETRIAL SUPERVISION	4,014.55	28,204.07	5,068.90	35,284.06
2022 COMMUNITY SUP & CORRECTIONS	37,366.92	379,615.24	59,488.50	371,184.93
2022 ADULT PROBATION CIVIL	1,709.26	9,226.61	1,526.97	10,119.29
2022 HIGH RISK SUBSTANCE ABUSE -CCP	.00	29,727.92	5,900.61	32,892.83
2022 HIGH RISK SEX OFFENDER -CCP	.00	46,515.00	7,083.96	39,489.84
2022 GRANT C COMMIT REDUCTION PROG	.00	.00	.00	.00

FUND NAME	***** MONTH TO DATE ***** REVENUES	***** YEAR TO DATE ***** REVENUES	***** MONTH TO DATE ***** EXPENSES	***** YEAR TO DATE ***** EXPENSES
2022 JUVENILE PROBATION FUND	42,899.76	339,474.49	60,467.78	349,115.62
2022 VZCJPD STATE AID GRANT A	39,389.00	354,502.00	50,507.01	297,120.15
2022 VZCJPD - GRANT N	.00	.00	.00	.00
2022 D A SUPPLEMENTAL FUND	.00	7,500.00	2,602.67	12,632.49
2022 VOICES - JUV CJD GRANT	.00	.00	.00	.00
2022 ETCOG RESIDENTIAL	.00	1,950.00	.00	.00
2022 JUVENILE PROBATION INTEREST	121.58	281.29	.00	.00
2022 REGIONAL SERVICE ENHANCEMENT	7,221.44	68,059.24	8,455.94	49,363.77
2022 GRANT S	11,419.00	102,771.00	17,365.68	57,293.20
2022 MENTAL IMPAIRMENT CASELOAD	.00	31,424.16	5,830.96	32,504.16
2022 INDIGENT DEFENSE GRANT	.00	.00	5,859.12	30,081.68
2022 FIRE MARSHAL	34,544.66	164,031.28	22,572.46	90,748.80
2022 TECHNOLOGY RESOURCES	.00	.00	.00	.00
2022 HAVA ELECTION GRANT	3.80	8.39	.00	.00
2022 GOLDEN WATER SUPPLY CORP	.00	.00	.00	.00
2022 D.A. CHECK COLLECTION FUND	7.83	250.84	367.68	1,779.41
2022 CONSTABLE #1 TIEOSE FUND	.00	554.14	.00	585.99
2022 CONSTABLE #2 TIEOSE FUND	.00	.00	547.20	672.20
2022 CONSTABLE #3 TIEOSE FUND	.00	.00	.00	.00
2022 CONSTABLE #4 TIEOSE FUND	1.22	557.32	.00	.00
2022 SHERIFF TIEOSE FUND	3.50	3,685.64	.00	1,128.20
2022 DA TIEOSE FUND	.00	554.65	.00	.00
2022 JUSTICE COURT TECHNOLOGY FUND	1,165.82	4,374.76	.00	10,985.23
2022 CONTRIBUTION RELIEF FUND	.00	.00	.00	.00
2022 VETERAN'S MEMORIAL WALL FUND	.00	.00	.00	.00
2022 HISTORICAL COMMISSION	1.32	2,337.89	.00	50.00

FUND NAME	***** MONTH TO DATE ***** REVENUES	***** YEAR TO DATE ***** REVENUES	***** MONTH TO DATE ***** EXPENSES	***** YEAR TO DATE ***** EXPENSES
2022 VAN TORNADO-ASSISTANCE	.00	.00	.00	.00
2022 FEMA - DEC 2015 STORM	.00	.00	.00	.00
2022 FEMA APRIL 2016 STORM	.00	.00	.00	.00
2022 HAZARD MITIGATION GRANT	.00	.00	.00	.00
2022 COURTHOUSE PLANNING GRANT	.00	.00	.00	.00
2022 PRETRIAL INTERVENTION PROGRAM	9.93	6,423.16	2,700.33	11,236.94
2022 SHERIFF JUSTICE FORFEITURE FUN	6.36	14.07	.00	.00
2022 SHERIFF TREASURY FORFEITURE FU	.00	.00	.00	.00
2022 CONSTABLE PCT #1 FORFEITURE FU	.00	.00	.00	.00
2022 VOICES - JUV CJD GRANT	.00	11,352.27	5,167.91	25,396.04
2022 LOCAL TRUANCY PREVENTION & DIV	1,070.86	4,389.16	.00	.00
2022 COVID -19	.00	.00	.00	.00
2022 COUNTY INFRASTURE FUND GRANT	.00	.00	5,250.00	5,250.00
2022 AMERICAN RESCUE PLAN	2,103.85	5,173.66	82,068.75	102,852.27
TOTAL	1,571,203.98	27,350,331.14	3,787,069.70	17,790,191.03

ACCOUNT NAME	BEGINNING CASH BALANCE	CASH RECEIPTS	CASH DISBURSEMENTS	ENDING CASH BALANCE
2022 010 GENERAL FUND				
CASH	1.00			1.00
COINS	199,379.28			156,504.00
RETURNED CHECK FEES				.00
AMERICAN NATIONAL CASH				.00
VZC JURY CASH CLEARING	3,411.00			3,411.00
VZC CHECKING DEBT SERVICE				.00
PETTY CASH COLLECTION-PCT. 1	100.00			100.00
PETTY CASH-CITY CLERK	500.00			500.00
PETTY CASH-DIST CLERK	400.00			400.00
COUNTY COURT JURY CASH	1,250.00		1,250.00	.00
DISTRICT COURT JURY CASH	1,250.00		1,250.00	.00
PETTY CASH-JP #1	200.00			200.00
PETTY CASH-JP #2	200.00			200.00
PETTY CASH-JP #4	200.00			200.00
PETTY CASH-SHERIFF	3,300.00			3,300.00
PETTY CASH-TAX COLLECTOR				.00
PETTY CASH - TAX COLL (BOAT)				.00
PETTY CASH-TAX (BOAT CR ACCT)	3,042.85	2.70		2.70
TIME DEPOSIT ON ACCOUNT	10,713.58			10,217.56
MBIA MUNICIPAL INVESTORS SERV	13,567.87	262.32	450,000.00	13,096.27
FUND TOTALS	13,800.97	6.59	500,000.00	10,217.56
2022 012 RESERVE FUNDS				
CASH	.00			.00
TIME DEPOSIT ON ACCOUNT	.00			.00
MBIA MUNICIPAL INVESTORS SERV	.00			.00
FUND TOTALS	.00	.00	.00	.00
2022 015 SHERIFF CHAPTER 59 FORFEITURE				
CASH	5,431.44			5,431.44
AMERICAN NATIONAL CASH	.00			.00
CASH-OTHER	26,369.53	6.59		26,376.12
TIME DEPOSIT ON ACCOUNT	.00			.00
MBIA MUNICIPAL INVESTORS SERV	31,800.97	6.59		31,807.56
FUND TOTALS	31,800.97	6.59		31,807.56
2022 016 DA FORFEITURE FUND				
CASH	.00			.00
D. A. ESCROW/BART ROGERS	2,463.45	.00		2,463.45
D. A. ESCROW	9,733.89	.11		9,734.00
D. A. ESCROW/CALE	6,005.00	.26		6,005.26
D. A. ESCROW/JERNIGAN	37,551.44	1.59		37,553.03
D. A. ESCROW-ROLLINS	2,970.02	.13		2,970.15
D. A. ESCROW/#6 JERNIGAN #2	11,682.00	.49		11,682.49
D. A. ESCROW/KOROSEC	2,000.58	.08		2,000.66
D. A. ESCROW/	934.25	.04		934.29
D. A. ESCROW/#9 NORRIS	1,052.23	.05		1,052.28
D. A. ESCROW/	29,074.62	.05		29,075.67
D. A. ESCROW/#11 DAMSON	5,591.24	1.23		5,592.47
D. A. ESCROW/MCCLELLLEN	.00	.12		.12
D. A. ESCROW/WILLIAMS/JENKINS	.00	5,100.00		5,100.00
D. A. ESCROW/	.00	13,000.00		13,000.00
D. A. ESCROW/	.00	.00		.00
D. A. ESCROW/K. TURNER	6,484.20	.27		6,484.47

ACCOUNT NAME	BEGINNING CASH BALANCE	CASH RECEIPTS	CASH DISBURSEMENTS	ENDING CASH BALANCE
D. A. ESCROW/	.00	.00	.00	.00
D. A. ESCROW/MACIAS	.00	.00	.00	.00
D. A. ESCROW/	.00	.00	.00	.00
D. A. ESCROW/M. FLOURNORY	.00	.00	.00	.00
D. A. ESCROW/JERRY WHITE, JR.	.00	.00	.00	.00
D. A. ESCROW/NIPP	.00	.00	.00	.00
D. A. ESCROW/	.00	.00	.00	.00
D. A. ESCROW/DICKERSON	.00	.00	.00	.00
D. A. ESCROW/HEREDIA GARCIA	2,929.18	.12	.00	2,929.30
D. A. ESCROW/DEWAYNE FRANKLIN	.00	.00	.00	.00
D. A. ESCROW/	.00	.00	.00	.00
D. A. ESCROW/A. RIOS	.00	.00	.00	.00
D. A. ESCROW/	.00	.00	.00	.00
D. A. ESCROW/ALFARO	.00	.00	.00	.00
D. A. ESCROW/MCANALLY	.00	.00	.00	.00
D. A. ESCROW/DESARAE DAVIS	.00	.00	.00	.00
D. A. ESCROW/ROLAND PLATT	.00	.00	.00	.00
D. A. ESCROW/	.00	.00	.00	.00
D. A. ESCROW/	.00	.00	.00	.00
D. A. ESCROW/RODNEY ROSS	.00	.00	.00	.00
D. A. ESCROW/	.00	.00	.00	.00
D. A. ESCROW/I-20 & TURNER HAY	.00	.00	.00	.00
D. A. ESCROW/	.00	.00	.00	.00
D. A. ESCROW/	.00	.00	.00	.00
D. A. ESCROW/	.00	.00	.00	.00
D. A. ESCROW/	.00	.00	.00	.00
D. A. ESCROW/	.00	.00	.00	.00
D. A. ESCROW/	.00	.00	.00	.00
D. A. ESCROW/	.00	.00	.00	.00
D. A. ESCROW/	.00	.00	.00	.00
D. A. ESCROW/	.00	.00	.00	.00
D. A. ESCROW/	.00	.00	.00	.00
D. A. ESCROW/	.00	.00	.00	.00
D. A. ESCROW/	.00	.00	.00	.00
D. A. ESCROW/	.00	.00	.00	.00
D. A. ESCROW/	.00	.00	.00	.00
D. A. ESCROW/	.00	.00	.00	.00
D. A. ESCROW/JOHN H TUCKER	.00	.00	.00	.00
D. A. ESCROW/	.00	.00	.00	.00
D. A. ESCROW/BILLINGTON	.00	.00	.00	.00
D. A. ESCROW/	.00	.00	.00	.00
D. A. ESCROW/	.00	.00	.00	.00

ACCOUNT NAME	BEGINNING CASH BALANCE	CASH RECEIPTS	CASH DISBURSEMENTS	ENDING CASH BALANCE
2022 021 ROAD & BRIDGE - PCT. 1	41,244.54	275,207.76	226,438.71	7,524.51
CASH	461,746.67	100,127.08	55,000.00	506,873.75
TIME DEPOSIT ON ACCOUNT	1,205,875.75	412.88	146,500.00	1,059,788.63
MBIA MUNICIPAL INVESTORS	1,626,377.88	375,747.72	427,938.71	1,574,186.89
FUND TOTALS				
2022 022 ROAD & BRIDGE - PCT. 2	7,530.78	213,391.91	210,404.16	10,518.53
CASH	1,166,899.86	120,304.90	50,000.00	1,237,204.76
TIME DEPOSIT ON ACCOUNT	1,278,644.35	460.34	27,500.00	1,181,604.69
MBIA MUNICIPAL INVESTORS	2,453,074.99	334,157.15	357,904.16	2,429,327.98
FUND TOTALS				
2022 023 ROAD & BRIDGE - PCT. 3	34,607.71	249,511.36	205,210.90	9,692.75
CASH	449,492.95	112,125.02	50,000.00	511,617.97
TIME DEPOSIT ON ACCOUNT	1,481,053.52	522.85	139,500.00	1,342,076.37
MBIA MUNICIPAL INVESTORS	1,895,938.76	362,159.23	394,710.90	1,863,387.09
FUND TOTALS				
2022 024 ROAD & BRIDGE - PCT. 4	11,176.09	217,691.98	196,885.33	9,630.56
CASH	636,048.25	115,171.85	50,000.00	701,220.10
TIME DEPOSIT ON ACCOUNT	1,305,969.06	463.58	116,500.00	1,189,932.64
MBIA MUNICIPAL INVESTORS	1,930,841.22	333,327.41	363,385.33	1,900,783.30
FUND TOTALS				
2022 026 ROAD & BRIDGE - GEN	5,339.84	4,668.00	5,966.31	4,041.53
CASH	1,022.12	.25	.00	1,022.37
TIME DEPOSIT ON ACCOUNT	6,361.96	4,668.25	5,966.31	5,063.90
MBIA MUNICIPAL INVESTORS				
FUND TOTALS				
2022 035 VICTIM COORDINATOR GRANT	11,675.98	.00	4,556.27	16,232.25
CASH	.00	.00	.00	.00
TIME DEPOSIT ON ACCOUNT	.00	.00	.00	.00
MBIA MUNICIPAL INVESTORS	11,675.98	.00	4,556.27	16,232.25
FUND TOTALS				
2022 036 DA FOREFFITURE FUND II	382.57	1,000.00	1,778.52	395.95
CASH	83,261.11	20.64	1,000.00	82,281.75
TIME DEPOSIT ON ACCOUNT	.00	.00	.00	.00
MBIA MUNICIPAL INVESTORS	83,643.68	1,020.64	2,778.52	81,885.80
FUND TOTALS				
2022 037 CONSTABLE PCT #4 SEIZURE	819.89	.00	.00	819.89
CASH	3,886.25	.96	.00	3,887.21
TIME DEPOSIT ON ACCOUNT	.00	.00	.00	.00
MBIA MUNICIPAL INVESTORS	4,706.14	.96	.00	4,707.10
FUND TOTALS				
2022 040 COUNTY LAW LIBRARY FUND	6,078.16	2,412.00	2,661.75	5,828.41
CASH				

ACCOUNT NAME	BEGINNING CASH BALANCE	CASH RECEIPTS	CASH DISBURSEMENTS	ENDING CASH BALANCE
2022 042 COUNTY FREE LIBRARY				
CASH	36,738.07	11,230.55	9,118.81	38,849.81
TIME DEPOSIT ON ACCOUNT	.00	.00	.00	.00
MBIA MUNICIPAL INVESTORS SERV	80,855.07	2,430.69	2,661.75	80,624.01
FUND TOTALS	36,738.07	11,230.55	9,118.81	38,849.81
2022 047 DIGITIZE RECORDS				
CASH	2,962.30	634.40	.00	3,596.70
TIME DEPOSIT ON ACCOUNT	123,018.87	30.76	.00	123,049.63
MBIA	.00	.00	.00	.00
FUND TOTALS	125,981.17	665.16	.00	126,646.33
2022 048 SUPPLEMENTAL GUARDIANSHIP				
CASH	2,568.22	360.00	.00	2,928.22
TEXPOOL	39,483.02	9.87	.00	39,492.89
FUND TOTALS	42,051.24	369.87	.00	42,421.11
2022 049 COUNTY CHILD ABUSE PREVENTION				
CASH	2,942.31	35.30	.00	2,977.61
TIME DEPOSIT ON ACCOUNT	8,289.45	2.07	.00	8,291.52
FUND TOTALS	11,231.76	37.37	.00	11,269.13
2022 050 COURT RELATED PROGRAMS				
CASH	5,444.46	479.83	.00	5,924.29
TIME DEPOSIT ON ACCOUNT	8,002.61	1.99	.00	8,004.60
MBIA MUNICIPAL INVESTORS SERV	13,447.07	481.82	.00	13,928.89
FUND TOTALS	13,447.07	481.82	.00	13,928.89
2022 052 COUNTY & DISTRICT TECH FUND				
CASH	3,908.19	133.90	.00	4,042.09
TIME DEPOSIT ON ACCOUNT	4,993.31	1.24	.00	4,994.55
MBIA	.00	.00	.00	.00
FUND TOTALS	8,901.50	135.14	.00	9,036.64
2022 053 CAPITALCREDITSECONOMICDEVELOP				
CASH	4,350.33	.00	.00	4,350.33
TIME DEPOSIT ON ACCOUNT	291,761.57	72.96	.00	291,834.53
MBIA	35,040.31	13.66	.00	35,054.17
FUND TOTALS	331,152.41	86.62	.00	331,239.03
2022 054 DISTRICT CLERK TECHNOLOGY FUND				
CASH	2,951.24	75.00	.00	3,026.24
TIME DEPOSIT ON ACCOUNT	23,057.37	5.76	.00	23,063.13
MBIA MUNICIPAL INVESTORS SERV	.00	.00	.00	.00
FUND TOTALS	26,008.61	80.76	.00	26,089.37
2022 055 CHAPTER 19				
TIME DEPOSIT ON ACCOUNT	.00	.00	.00	.00
MBIA	.00	.00	.00	.00
FUND TOTALS	.00	.00	.00	.00
2022 056 COUNTY RECORDS FUND				
CASH	5,342.95	292.05	451.00	5,184.00

ACCOUNT NAME	BEGINNING CASH BALANCE	CASH RECEIPTS	CASH DISBURSEMENTS	ENDING CASH BALANCE
2022 057 COUNTY CLERK RECORDS FUND	16,139.63	15,105.62	30,000.00-	1,245.25
CASH DEPOSIT ON ACCOUNT	374,112.92	30,095.34	.00	404,208.26
MBIA MUNICIPAL INVESTORS SERV	.00	.00	.00	.00
FUND TOTALS	390,252.55	45,200.96	30,000.00-	405,453.51
2022 058 DISTRICT CLERK RECORDS FUND	4,362.35	1,602.16	.00	5,964.51
CASH DEPOSIT ON ACCOUNT	16,460.07	4.11	.00	16,464.18
FUND TOTALS	20,822.42	1,606.27	.00	22,428.69
2022 059 COUNTY CLERK ARCHIVE	23,962.65	15,467.00	37,000.00-	2,429.65
CASH DEPOSIT ON ACCOUNT	666,094.70	37,169.01	.00	703,263.71
FUND TOTALS	690,057.35	52,636.01	37,000.00-	705,693.36
2022 070 PERMANENT IMPROVEMENT FUND	.00	.00	.00	.00
CASH DEPOSIT ON ACCOUNT	.00	.00	.00	.00
MBIA MUNICIPAL INVESTORS SERV	.00	.00	.00	.00
FUND TOTALS	.00	.00	.00	.00
2022 075 RIGHT-OF-WAY FUND	.00	.00	.00	.00
CASH DEPOSIT ON ACCOUNT	.00	.00	.00	.00
MBIA MUNICIPAL INVESTORS SERV	.00	.00	.00	.00
FUND TOTALS	.00	.00	.00	.00
2022 084 TAX ANTICIPATION NOTES	.00	.00	.00	.00
CASH DEPOSIT ON ACCOUNT	.00	.00	.00	.00
MBIA MUNICIPAL INVESTORS SERV	.00	.00	.00	.00
FUND TOTALS	.00	.00	.00	.00
2022 085 DEBT SERVICE FUND	526,766.13	590,179.01	1,092,512.81-	24,432.33
CASH DEPOSIT ON ACCOUNT	636,840.12	.00	575,000.00-	61,864.23
MBIA MUNICIPAL INVESTORS SERV	1,163,606.26	590,203.11	1,667,512.81-	86,296.36
FUND TOTALS	2,326,212.51	1,180,382.12	2,759,525.62-	148,592.92
2022 087 VZC INDIGENT HEALTH PROGRAM	26,235.10	28,706.18	42,217.71-	12,723.57
CASH DEPOSIT ON ACCOUNT	134,192.06	10,000.00	.00	144,192.06
MBIA MUNICIPAL INVESTORS SERV	.00	.00	.00	.00
FUND TOTALS	160,427.16	38,706.18	42,217.71-	156,915.63
2022 088 SOIL CONSERVATION DIST FUND	9,334.03	.00	.00	9,334.03
CASH DEPOSIT ON ACCOUNT	24,397.45	6.09	.00	24,403.54
MBIA MUNICIPAL INVESTORS SERV	.00	.00	.00	.00
FUND TOTALS	33,731.48	6.09	.00	33,737.57
2022 090 APPELLATE JUSTICE SYSTEM FUND	1,120.35	345.00	.00	1,465.35
CASH				

ACCOUNT NAME	BEGINNING CASH BALANCE	CASH RECEIPTS	CASH DISBURSEMENTS	ENDING CASH BALANCE
2022 095 PAYROLL CLEARING ACCOUNT.				
CASH	194,039.82	.00	.00	194,039.82
MBIA MUNICIPAL INVESTORS SERV	.00	.00	.00	.00
FUND TOTALS	194,039.82	.00	.00	194,039.82
2022 096 GEN FIXED ASSETS ACCOUNT GRP				
MBIA MUNICIPAL INVESTORS SERV	.00	.00	.00	.00
FUND TOTALS	.00	.00	.00	.00
2022 097 LONG TERM DEBT GROUP				
MBIA MUNICIPAL INVESTORS SERV	.00	.00	.00	.00
FUND TOTALS	.00	.00	.00	.00
2022 131 VAN ZANDT COUNTY JAIL				
CASH	94,584.26-	474,133.15	378,735.38-	813.51
MEDICARE PAYABLE	.00	.00	.00	.00
VOUCHERS PAYABLE	.00	.00	.00	.00
TIME DEPOSIT ON ACCOUNT	646,012.68	210,000.00	236,000.00-	620,012.68
MBIA MUNICIPAL INVESTORS SERV	.00	.00	.00	.00
FUND TOTALS	551,428.42	684,133.15	614,735.38-	620,826.19
2022 132 VAN ZANDT COUNTY SHERIFF DEPT				
CASH	63,338.00-	520,861.22	456,459.85-	1,063.37
TIME DEPOSIT ON ACCOUNT	457,000.00	247,000.00	244,000.00-	460,000.00
MBIA MUNICIPAL INVESTORS SERV	.00	.00	.00	.00
FUND TOTALS	393,662.00	767,861.22	700,459.85-	461,063.37
2022 145 SOLID WASTE GRANT				
CASH	.00	.00	.00	.00
TIME DEPOSIT ON ACCOUNT	.00	.00	.00	.00
FUND TOTALS	.00	.00	.00	.00
2022 147 2020 HAVA CARES ACT				
CASH	1,846.74	.00	.00	1,846.74
TDOA	15,040.19	3.75	.00	15,043.94
MBIA	.00	.00	.00	.00
FUND TOTALS	16,886.93	3.75	.00	16,890.68
2022 400 FRUITVALE 2021 TXCDBG 7220480				
CASH	.00	.00	.00	.00
WATER GRANT CASH	.00	.00	.00	.00
FUND TOTALS	.00	.00	.00	.00
2022 401 BENWHEELERWSC 71348911131115				
FUND TOTALS	.00	.00	.00	.00
2022 402 LITTLEHOPEMOOREWSC713026081315				
CASH	.00	.00	.00	.00
WATER GRANT CASH	.00	.00	.00	.00
FUND TOTALS	.00	.00	.00	.00
2022 540 PRETRIAL SUPERVISION				
CASH	1,715.41	3,985.00	3,939.04-	1,761.37

ACCOUNT NAME	BEGINNING CASH BALANCE	CASH RECEIPTS	CASH DISBURSEMENTS	ENDING CASH BALANCE
2022 541 COMMUNITY SUP & CORRECTIONS	118,194.83	4,014.55	3,939.04	119,285.75
CASH	18,969.50	37,538.00	53,568.60	2,938.90
PETTY CASH	100.00	0.00	0.00	100.00
TIME DEPOSIT ON ACCOUNT	245,737.71	8,061.92	0.00	253,799.63
MBIA MUNICIPAL INVESTORS SERV	0.00	0.00	0.00	0.00
FUND TOTALS	264,807.21	45,599.92	53,568.60	256,838.53
2022 542 ADULT PROBATION CIVIL	6,403.40	1,575.00	1,090.95	6,887.45
CASH	51,180.09	12.79	0.00	51,192.88
TDOA	311,622.46	121.47	0.00	311,793.93
MBIA	369,255.95	1,709.26	1,090.95	369,874.26
FUND TOTALS	6,403.40	1,575.00	1,090.95	6,887.45
2022 543 HIGH RISK SUBSTANCE ABUSE -CCP	1,299.59	0.00	4,337.34	3,037.75
CASH	12,213.25	0.00	5,230.59	6,982.66
TIME DEPOSIT ON ACCOUNT	0.00	0.00	0.00	0.00
MBIA MUNICIPAL INVESTORS SERV	12,213.25	0.00	5,230.59	6,982.66
FUND TOTALS	1,299.59	0.00	4,337.34	3,037.75
2022 545 GRANT C COMMIT REDUCTION PROG	0.00	0.00	0.00	0.00
CASH	0.00	0.00	0.00	0.00
FUND TOTALS	0.00	0.00	0.00	0.00
2022 546 JUVENILE PROBATION FUND	7,199.10	56,399.76	58,190.91	8,990.25
CASH	270,000.00	13,500.00	13,500.00	270,000.00
TIME DEPOSIT ON ACCOUNT	120,000.00	0.00	0.00	120,000.00
MBIA MUNICIPAL INVESTORS SERV	382,800.90	69,899.76	71,690.91	381,009.75
FUND TOTALS	7,199.10	56,399.76	58,190.91	8,990.25
2022 547 VZCJPD STATE AID GRANT A	51,513.11	39,389.00	34,818.58	56,083.53
CASH	51,513.11	0.00	0.00	51,513.11
TIME DEPOSIT ON ACCOUNT	0.00	0.00	0.00	0.00
MBIA MUNICIPAL INVESTORS SERV	51,513.11	39,389.00	34,818.58	56,083.53
FUND TOTALS	51,513.11	39,389.00	34,818.58	56,083.53
2022 549 VZCJPD - GRANT N	4,479.81	0.00	0.00	4,479.81
CASH	4,479.81	0.00	0.00	4,479.81
TIME DEPOSIT ON ACCOUNT	0.00	0.00	0.00	0.00
MBIA MUNICIPAL INVESTORS SERV	4,479.81	0.00	0.00	4,479.81
FUND TOTALS	4,479.81	0.00	0.00	4,479.81
2022 550 D A SUPPLEMENTAL FUND	2.26	0.00	1,856.33	1,854.07
CASH	2.26	0.00	0.00	2.26
TIME DEPOSIT ON ACCOUNT	0.00	0.00	0.00	0.00
MBIA MUNICIPAL INVESTORS SERV	2.26	0.00	1,856.33	1,854.07
FUND TOTALS	2.26	0.00	1,856.33	1,854.07
2022 551 VOICES - JUV CJD GRANT	0.00	0.00	0.00	0.00
CASH	0.00	0.00	0.00	0.00
TIME DEPOSIT ON ACCOUNT	0.00	0.00	0.00	0.00
MBIA MUNICIPAL INVESTORS SERV	0.00	0.00	0.00	0.00
FUND TOTALS	0.00	0.00	0.00	0.00

ACCOUNT NAME	BEGINNING CASH BALANCE	CASH RECEIPTS	CASH DISBURSEMENTS	ENDING CASH BALANCE
2022 552 ETCOG RESIDENTIAL	61.00-	.00	.00	61.00-
CASH				
FUND TOTALS	61.00-	.00	.00	61.00-
2022 555 JUVENILE PROBATION INTEREST	107.68	1.23	.00	108.91
CASH				
TIME DEPOSIT ON ACCOUNT	24,105.18	73.33	.00	24,178.71
MBIA MUNICIPAL INVESTORS SERV	140.12	46.82	.00	186.94
FUND TOTALS	24,352.98	121.58	.00	24,474.56
2022 556 REGIONAL SERVICE ENHANCEMENT	18,741.73	7,221.44	7,374.40-	18,588.77
CASH				
FUND TOTALS	18,741.73	7,221.44	7,374.40-	18,588.77
2022 558 GRANT S	49,813.79	11,419.00	15,736.59-	45,496.20
CASH				
FUND TOTALS	49,813.79	11,419.00	15,736.59-	45,496.20
2022 559 MENTAL IMPAIRMENT CASELOAD	3,268.55	.00	4,316.03-	1,047.48-
CASH				
TIME DEPOSIT ON ACCOUNT	.00	.00	.00	.00
MBIA MUNICIPAL INVESTORS SERV	3,268.55	.00	4,316.03-	1,047.48-
FUND TOTALS	3,268.55	.00	4,316.03-	1,047.48-
2022 565 INDIGENT DEFENSE GRANT	275.42-	6,500.00	4,485.62-	1,738.96
CASH				
TIME DEPOSIT ON ACCOUNT	27,142.64	500.00	6,500.00-	27,142.64
FUND TOTALS	26,867.22	7,000.00	10,985.62-	22,881.60
2022 567 FIRE MARSHAL	20,535.82	42,479.84	59,668.43-	3,347.23
CASH				
TDOA	229,352.06	33,059.31	.00	262,411.37
MBIA	110,127.81	42.93	.00	110,170.74
FUND TOTALS	360,015.69	75,582.08	59,668.43-	375,929.34
2022 568 TECHNOLOGY RESOURCES	1.07	.00	.00	1.07
CASH				
TIME DEPOSIT ON ACCOUNT	.00	.00	.00	.00
FUND TOTALS	1.07	.00	.00	1.07
2022 569 HAVA ELECTION GRANT	5,304.60	3.80	.00	5,304.60
CASH				
TDOA	15,219.90	3.80	.00	15,223.70
MBIA	.00	.00	.00	.00
FUND TOTALS	20,524.50	3.80	.00	20,528.30
2022 570 GOLDEN WATER SUPPLY CORP	.00	.00	.00	.00
GOLDEN WATER TDHCA 726216	.00	.00	.00	.00
MBIA MUNICIPAL INVESTORS SERVI	.00	.00	.00	.00
FUND TOTALS	.00	.00	.00	.00
2022 580 D.A. CHECK COLLECTION FUND	108.84	5.67	262.80-	148.29-
CASH				
TIME DEPOSIT ON ACCOUNT	8,683.35	2.16	.00	8,685.51

ACCOUNT NAME	BEGINNING CASH BALANCE	CASH RECEIPTS	CASH DISBURSEMENTS	ENDING CASH BALANCE
2022 591 CONSTABLE #1 TLEOSE FUND	8,792.19	7.83	262.80	8,537.22
CASH MUNICIPAL INVESTORS SERV				
FUND TOTALS	8,792.19	7.83	262.80	8,537.22
2022 591 CONSTABLE #1 TLEOSE FUND	2,979.68	.00	.00	2,979.68
CASH - CITIZENS NATIONAL	.49	.00	.00	.49
TDOA	.33	.00	.00	.33
MBA MUNICIPAL INVESTORS SERV	.00	.00	.00	.00
FUND TOTALS	2,979.52	.00	.00	2,979.52
2022 592 CONSTABLE #2 TLEOSE FUND	2,567.48	.00	547.20	2,020.28
CASH OTHER	.00	.00	.00	.00
MBA MUNICIPAL INVESTORS SERV	.00	.00	.00	.00
FUND TOTALS	2,567.48	.00	547.20	2,020.28
2022 593 CONSTABLE #3 TLEOSE FUND	1,359.92	2,852.90	.00	4,212.82
CASH OTHER - CITY NATIONAL	2,852.90	.00	2,852.90	.00
MBA MUNICIPAL INVESTORS SERV	.00	.00	.00	.00
FUND TOTALS	4,212.82	2,852.90	2,852.90	4,212.82
2022 594 CONSTABLE #4 TLEOSE FUND	592.36	.00	.00	592.36
CASH DEPOSIT ON ACCOUNT	4,907.89	1.22	.00	4,907.89
MBA MUNICIPAL INVESTORS SERV	.00	.00	.00	.00
FUND TOTALS	5,499.03	1.22	.00	5,500.25
2022 595 SHERIFF TLEOSE FUND	882.84	.00	.00	882.84
CASH	14,013.16	3.50	.00	14,016.66
TDOA	.00	.00	.00	.00
MBA MUNICIPAL INVESTORS SESRV	.00	.00	.00	.00
FUND TOTALS	14,896.00	3.50	.00	14,899.50
2022 596 DA TLEOSE FUND	3,159.94	.00	.00	3,159.94
CASH	.00	.00	.00	.00
MBA MUNICIPAL INVESTORS SERV	3,159.94	.00	.00	3,159.94
FUND TOTALS	3,159.94	.00	.00	3,159.94
2022 600 JUSTICE COURT TECHNOLOGY FUND	1,960.77	1,165.82	.00	3,126.59
CASH DEPOSIT ON ACCOUNT	50,692.18	.00	.00	50,692.18
MBA MUNICIPAL INVESTORS SERV	.00	.00	.00	.00
FUND TOTALS	52,652.95	1,165.82	.00	53,818.77
2022 800 CONTRIBUTION RELIEF FUND	.00	.00	.00	.00
CASH	16,082.93	.00	.00	16,082.93
TIME DEPOSIT ON ACCOUNT	.00	.00	.00	.00
FUND TOTALS	16,082.93	.00	.00	16,082.93
2022 802 VETERAN'S MEMORIAL WALL FUND	.00	.00	.00	.00
CASH	.00	.00	.00	.00
TIME DEPOSIT ON ACCOUNT	.00	.00	.00	.00
FUND TOTALS	.00	.00	.00	.00
2022 803 HISTORICAL COMMISSION CASH	5,831.85	.00	.00	5,831.85
HISTORICAL COMMISSION				
FUND TOTALS	5,831.85	.00	.00	5,831.85

ACCOUNT NAME	BEGINNING CASH BALANCE	CASH RECEIPTS	CASH DISBURSEMENTS	ENDING CASH BALANCE
2022 804 VAN TORNADO-ASSISTANCE VAN TORNADO-ASSISTANCE-CASH VTASST-TIME DEPOSITON ACCOUNT FUND TOTALS	5,287.53 11,119.38	1.32 1.32	.00 0.00 0.00 0.00	5,288.85 11,120.70
2022 805 FEMA - DEC 2015 STORM CASH TIME DEPOSIT ON ACCOUNT FUND TOTALS	.00 0.00 0.00	.00 0.00 0.00	.00 0.00 0.00	.00 0.00 0.00
2022 806 FEMA APRIL 2016 STORM CASH TIME DEPOSIT ON ACCOUNT FUND TOTALS	.00 0.00 0.00	.00 0.00 0.00	.00 0.00 0.00	.00 0.00 0.00
2022 807 HAZARD MITIGATION GRANT CASH TIME DEPOSIT ON ACCOUNT MRIA MUNICIPAL INVESTORS SERV FUND TOTALS	.00 0.00 0.00 0.00	.00 0.00 0.00 0.00	.00 0.00 0.00 0.00	.00 0.00 0.00 0.00
2022 808 COURTHOUSE PLANNING GRANT CASH WATER GRANT CASH FUND TOTALS	.00 0.00 0.00	.00 0.00 0.00	.00 0.00 0.00	.00 0.00 0.00
2022 809 PRETRIAL INTERVENTION PROGRAM CASH TIME DEPOSIT ON ACCOUNT FUND TOTALS	490.39 42,370.30 42,860.69	5,000.00 9.93 5,009.93	2,063.87- 5,000.00- 7,063.87-	3,426.52 37,380.23 40,806.75
2022 810 SHERIFF JUSTICE FORFEITURE FUN CASH TIME DEPOSIT ON ACCOUNT FUND TOTALS	870.00 25,462.23 26,332.23	.00 6.36 6.36	.00 0.00 0.00	870.00 25,468.59 26,338.59
2022 811 SHERIFF TREASURY FORFEITURE FU CASH TIME DEPOSIT ON ACCOUNT FUND TOTALS	.00 0.00 0.00	.00 0.00 0.00	.00 0.00 0.00	.00 0.00 0.00
2022 812 CONSTABLE PCT #1 FORFEITURE FU CASH TIME DEPOSIT ON ACCOUNT FUND TOTALS	500.00 0.00 500.00	.00 0.00 0.00	.00 0.00 0.00	500.00 0.00 500.00
2022 813 VOICES - JUV CJD GRANT VOICES - CJD JUV GRANT TIME DEPOSIT ON ACCOUNT FUND TOTALS	9,945.53- 0.00 9,945.53-	.00 0.00 0.00	4,070.77- 0.00 4,070.77-	14,016.30- 0.00 14,016.30-
2022 814 LOCAL TRUANCY PREVENTION & DIV CASH TIME DEPOSIT ON ACCOUNT	5,970.35 10,000.00	1,070.86 0.00	.00 0.00	7,041.21 10,000.00

ACCOUNT NAME	BEGINNING CASH BALANCE	CASH RECEIPTS	CASH DISBURSEMENTS	ENDING CASH BALANCE
2022 815 COVID -19				
CASH	.00	.00	.00	.00
TIME DEPOSIT ON ACCOUNT	.00	.00	.00	.00
MBIA MUNICIPAL INVESTORS SERV	.00	.00	.00	.00
TEXAS CLASS - ARP	.00	.00	.00	.00
FUND TOTALS	.00	.00	.00	.00
2022 816 COUNTY INFRASTRUCTURE FUND GRANT				
CASH	6,355.02-	.00	5,250.00-	11,605.02-
TIME DEPOSIT ON ACCOUNT	.00	.00	.00	.00
MBIA MUNICIPAL INVESTERS SERV	.00	.00	.00	.00
FUND TOTALS	6,355.02-	.00	5,250.00-	11,605.02-
2022 817 AMERICAN RESCUE PLAN				
CASH	9,216.48	80,000.00	82,068.75-	7,147.73
TIME DEPOSIT ON ACCOUNT	.00	.00	.00	.00
MBIA MUNICIPAL INVESTORS SERV	5,469.962.95	2,103.85	80,000.00-	5,392,066.80
TEXAS CLASS INVESTMENT FUND	5,479,179.43	82,103.85	162,068.75-	5,399,214.53
FUND TOTALS	5,479,179.43	82,103.85	162,068.75-	5,399,214.53
GRAND TOTALS	33,579,151.21	5,810,826.64	7,418,676.72-	31,971,301.13

ACCOUNT NUMBER	ACCOUNT NAME	DATE	AMDMT NUMBER	OLD BUDGET AMOUNT	AMENDED BUDGET AMOUNT	AMOUNT OF CHANGE	DESCRIPTION	CLK
2022 010-400-481	SUBSCRIPTIONS/DUES COUNTY JUDGE	03/30/2022	220040	670,000	963,000	293,000	LINE ITEM TRANSFER	MK
			TOTAL AMENDMENTS	1	TOTAL CHANGES	293,000		
2022 010-409-800	CONTINGENCY	10/13/2021	220001	1,000,000	994,160	5,840	LINE ITEM TRANSFER	MK
2022 010-409-800	CONTINGENCY	10/27/2021	220003	994,160	973,460	20,700	LINE ITEM TRANSFER	MK
2022 010-409-800	CONTINGENCY	12/08/2021	220011	973,460	970,499	2,960	LINE ITEM TRANSFER	MK
2022 010-409-800	CONTINGENCY	12/22/2021	220012	970,499	952,124	18,375	LINE ITEM TRANSFER	MK
2022 010-409-800	CONTINGENCY	01/19/2022	220017	952,124	949,624	2,500	DA DATA INTEGRATION	SH
2022 010-409-800	CONTINGENCY	02/02/2022	220028	949,624	941,524	8,100	LINE ITEM TRANSFER	MK
2022 010-409-800	CONTINGENCY	03/30/2022	220040	941,524	941,231	293	LINE ITEM TRANSFER	MK
2022 010-409-800	CONTINGENCY	03/30/2022	220041	941,231	937,899	3,332	LINE ITEM TRANSFER	MK
2022 010-409-800	CONTINGENCY	04/27/2022	220065	937,899	937,099	800	LINE ITEM TRANSFER	MK
			TOTAL AMENDMENTS	9	TOTAL CHANGES	62,900		
2022 010-410-474	ETCOG DUES	03/16/2022	220037	13,750	14,400	650	LINE ITEM TRANSFER	MK
2022 010-410-474	ETCOG DUES	03/30/2022	220041	14,400	17,732	3,332	LINE ITEM TRANSFER	MK
2022 010-410-485	SUBDIVISION ENGINE CONTRACTS	03/16/2022	220037	30,000	29,350	650	LINE ITEM TRANSFER	MK
			TOTAL AMENDMENTS	3	TOTAL CHANGES	3,332		
2022 010-445-110	COURT REPORTING COUNTY COURT AT	11/10/2021	220006	2,500	4,500	2,000	LINE ITEM TRANSFER	MK
2022 010-445-413	COURT TRANSLATORS COUNTY COURT AT	11/10/2021	220006	7,500	5,500	2,000	LINE ITEM TRANSFER	MK
			TOTAL AMENDMENTS	2	TOTAL CHANGES	.00		
2022 010-461-481	SUBSCRIPTIONS/DUES MISCELLANEOUS JP #1	05/11/2022	220067	150	119	31	LINE ITEM TRANSFER	MK
2022 010-461-495	SUBSCRIPTIONS/DUES MISCELLANEOUS	05/11/2022	220067	100	131	31	LINE ITEM TRANSFER	MK
			TOTAL AMENDMENTS	2	TOTAL CHANGES	.00		
2022 010-497-481	SUBSCRIPTIONS/DUES MISCELLANEOUS	01/19/2022	220018	200	135	65	LINE ITEM TRANSFER	SH
2022 010-497-495	CO. TREASURER	01/19/2022	220018	190	135	55	LINE ITEM TRANSFER	SH
			TOTAL AMENDMENTS	2	TOTAL CHANGES	.00		
2022 010-499-427	TRAINING BONDING	05/11/2022	220068	4,000	5,000	1,000	LINE ITEM TRANSFER	MK
2022 010-499-483	TAX COLLECTOR	05/11/2022	220068	2,500	1,500	1,000	LINE ITEM TRANSFER	MK
			TOTAL AMENDMENTS	2	TOTAL CHANGES	.00		
2022 010-503-420	TELEPHONE (FAX) MAINT. & SERVICE	10/13/2021	220001	134,800	135,640	840	LINE ITEM TRANSFER	MK
2022 010-503-437	MAINT. & SERVICE	10/27/2021	220003	257,100	267,800	10,700	LINE ITEM TRANSFER	MK
2022 010-503-457	MAINT. & SERVICE	12/08/2021	220011	267,800	270,760	2,960	LINE ITEM TRANSFER	MK
2022 010-503-457	MAINT. & SERVICE	12/22/2021	220012	270,760	289,135	18,375	LINE ITEM TRANSFER	MK
2022 010-503-572	OFFICE EQUIPMENT	10/13/2021	220001	104,750	109,750	5,000	LINE ITEM TRANSFER	MK
2022 010-503-572	OFFICE EQUIPMENT	10/27/2021	220003	109,750	119,750	10,000	LINE ITEM TRANSFER	MK
2022 010-503-572	OFFICE EQUIPMENT	01/19/2022	220017	119,750	112,250	2,500	LINE ITEM TRANSFER	SH
2022 010-503-572	OFFICE EQUIPMENT	02/02/2022	220028	122,250	130,350	8,100	DA DATA INTEGRATION	SH
			TOTAL AMENDMENTS	8	TOTAL CHANGES	58,475		
2022 010-510-357	YARD MAINT. SUPPLI	02/16/2022	220032	750	2,000	1,250	LINE ITEM TRANSFER	MK
2022 010-510-450	REP & MAINT. BLDGS	02/16/2022	220032	100,000	98,750	1,250	LINE ITEM TRANSFER	MK
			TOTAL AMENDMENTS	2	TOTAL CHANGES	.00		
2022 010-553-339	UNIFORMS	04/27/2022	220065	200	1,000	800	LINE ITEM TRANSFER	MK
			TOTAL AMENDMENTS	1	TOTAL CHANGES	800		
2022 015-560-495	MISC EXPENDITURES - SHERIFF FORFEIT	01/20/2022	220025	60,000	20,000	40,000	ADJUSTED BUDGET TO CASH AYA	SH
			TOTAL AMENDMENTS	1	TOTAL CHANGES	40,000		

ACCOUNT NUMBER	ACCOUNT NAME	DATE	AMDMT NUMBER	OLD BUDGET AMOUNT	AMENDED BUDGET AMOUNT	AMOUNT OF CHANGE	DESCRIPTION	CLK
2022 021-364-100	SALE OF PROPERTY	03/30/2022	TOTAL AMENDMENTS	1:00	13,986.00-	13,986.00-	INCREASE REVENUE & EXPENSE	MK
2022 021-370-100	ROAD DAMAGE PAYMEN	02/02/2022	220029	.00	7,868.00-	7,868.00-	INCREASE REVENUE & EXPENSE	MK
2022 021-370-102	INSURANCE PROCEEDS	04/27/2022	220064	.00	20,285.97-	20,285.97-	TO INCREASE REVENUE & EXPEN	MK
			TOTAL AMENDMENTS	2	TOTAL CHANGES	28,153.97-		
2022 021-621-330	FUEL & LUBRICANTS	03/16/2022	220038	50,000.00	100,000.00	50,000.00	LINE ITEM TRANSFER	MK
2022 021-621-335	ROAD & BRIDGE MAINT	02/02/2022	220029	946,769.00	954,637.00	7,868.00	INCREASE REVENUE & EXPENSE	MK
2022 021-621-451	REPAIR & MAINT.-MA	04/27/2022	220064	50,000.00	20,285.97	29,714.03	TO INCREASE REVENUE & EXPEN	MK
2022 021-621-571	EQUIPMENT PURCHASE	10/13/2021	220002	150,000.00	200,000.00	50,000.00	LINE ITEM TRANSFER	MK
2022 021-621-571	EQUIPMENT PURCHASE	03/30/2022	220042	200,000.00	213,986.00	13,986.00	INCREASE REVENUE & EXPENSE	MK
2022 021-621-571	EQUIPMENT PURCHASE	04/13/2022	220050	213,986.00	263,986.00	50,000.00	LINE ITEM TRANSFER	MK
2022 021-621-571	EQUIPMENT PURCHASE	04/27/2022	220063	263,986.00	309,686.00	45,700.00	LINE ITEM TRANSFER	MK
2022 021-621-800	CONTINGENCY	10/13/2021	220002	264,030.00	214,030.00	50,000.00-	LINE ITEM TRANSFER	MK
2022 021-621-800	CONTINGENCY	03/16/2022	220038	214,030.00	164,030.00	50,000.00-	LINE ITEM TRANSFER	MK
2022 021-621-800	CONTINGENCY	04/13/2022	220050	164,030.00	114,030.00	50,000.00-	LINE ITEM TRANSFER	MK
2022 021-621-800	CONTINGENCY	04/27/2022	220063	114,030.00	68,330.00	45,700.00-	LINE ITEM TRANSFER	MK
			TOTAL AMENDMENTS	11	TOTAL CHANGES	42,139.97		
2022 022-364-100	SALE OF PROPERTY	03/30/2022	220043	:00	33,050.31-	33,050.31-	INCREASE REVENUE & EXPENSE	MK
			TOTAL AMENDMENTS	1	TOTAL CHANGES	33,050.31-		
2022 022-367-000	DONATIONS - GENERA	12/22/2021	220013	:00	1,323.06-	1,323.06-	INCREASE TO REVENUE & EXPEN	MK
			TOTAL AMENDMENTS	1	TOTAL CHANGES	1,323.06-		
2022 022-622-335	ROAD & BRIDGE MAINT	12/22/2021	220013	1,409,768.00	1,411,091.06	1,323.06	INCREASE TO REVENUE & EXPEN	MK
2022 022-622-371	EQUIPMENT PURCHASE	04/27/2022	220066	140,500.00	240,500.00	100,000.00	LINE ITEM TRANSFER	MK
2022 022-622-800	CONTINGENCY	03/30/2022	220043	898,285.00	931,335.31	33,050.31	INCREASE REVENUE & EXPENSE	MK
2022 022-622-800	CONTINGENCY	04/27/2022	220066	931,335.31	831,335.31	100,000.00-	LINE ITEM TRANSFER	MK
			TOTAL AMENDMENTS	4	TOTAL CHANGES	34,373.37		
2022 023-364-100	SALE OF PROPERTY	03/30/2022	220044	:00	18,906.25-	18,906.25-	INCREASE REVENUE & EXPENSE	MK
2022 023-364-100	SALE OF PROPERTY	03/30/2022	220045	18,906.25-	28,906.25-	10,000.00-	INCREASE REVENUE & EXPENSE	MK
			TOTAL AMENDMENTS	2	TOTAL CHANGES	28,906.25-		
2022 023-367-000	DONATIONS - GENERA	11/10/2021	220007	1,000.00-	1,000.00-	1,000.00-	INCREASE REV & EXP	MK
2022 023-367-000	DONATIONS - GENERA	02/02/2022	220030	1,000.00-	6,000.00-	5,000.00-	INCREASE REVENUE & EXPENSE	MK
			TOTAL AMENDMENTS	2	TOTAL CHANGES	6,000.00-		
2022 023-371-100	OTHER MISC. REVENU	04/13/2022	22005	:00	901.00-	901.00-	INCREASE REV & EXP	MK
			TOTAL AMENDMENTS	1	TOTAL CHANGES	901.00-		
2022 023-623-335	ROAD & BRIDGE MAINT	11/10/2021	220007	1,460,351.00	1,461,351.00	1,000.00	INCREASE REV & EXP	MK
2022 023-623-335	ROAD & BRIDGE MAINT	02/02/2022	220030	1,461,351.00	1,466,351.00	5,000.00	INCREASE REVENUE & EXPENSE	MK
2022 023-623-335	ROAD & BRIDGE MAINT	03/30/2022	220044	1,466,351.00	1,485,257.25	18,906.25	INCREASE REVENUE & EXPENSE	MK
2022 023-623-451	REPAIR & MAINT.-MAC	03/30/2022	220045	80,000.00	10,000.00	70,000.00	INCREASE REVENUE & EXPENSE	MK
2022 023-623-456	TIRES & TUBES	04/13/2022	22005	15,000.00	901.00	14,100.00	INCREASE REV & EXP	MK
2022 023-623-461	MACHINERY RENTAL	05/11/2022	220069	15,000.00	13,000.00	2,000.00-	LINE ITEM TRANSFER	MK
2022 023-623-495	MISCELLANEOUS EXPE	05/11/2022	220069	5,000.00	7,000.00	2,000.00	LINE ITEM TRANSFER	MK
			TOTAL AMENDMENTS	7	TOTAL CHANGES	35,807.25		
2022 024-367-000	GENERAL CONTRIBUTI	10/27/2021	220004	:00	7,680.00-	7,680.00-	LINE ITEM TRANSFER	MK
			TOTAL AMENDMENTS	1	TOTAL CHANGES	7,680.00-		

ACCOUNT NUMBER	ACCOUNT NAME	DATE	AMDMT NUMBER	OLD BUDGET AMOUNT	AMENDED BUDGET AMOUNT	AMOUNT OF CHANGE	DESCRIPTION	CHK
2022 024-624-335	ROAD & BRIDGE MATE	10/27/2021	220004	1,122,397.00	1,130,077.00	7,680.00	LINE ITEM TRANSFER	MK
2022 024-624-335	ROAD & BRIDGE MATE	04/13/2022	220052	1,130,077.00	1,135,656.00	5,579.00	LINE ITEM TRANSFER	MK
2022 024-624-335	ROAD & BRIDGE MATE	04/13/2022	220056	1,135,656.00	1,130,077.00	5,579.00	REVERSE BA# 220052	MK
2022 024-624-335	CAPITAL OUTLAY	04/13/2022	220057	5,579.00	5,579.00	0.00	LINE ITEM TRANSFER	MK
2022 024-624-571	EQUIPMENT PURCHASE	04/13/2022	220052	59,000.00	53,421.00	5,579.00	LINE ITEM TRANSFER	MK
2022 024-624-571	EQUIPMENT PURCHASE	04/13/2022	220056	59,000.00	59,000.00	0.00	REVERSE BA# 220052	MK
2022 024-624-571	EQUIPMENT PURCHASE	04/13/2022	220057	53,421.00	53,421.00	0.00	LINE ITEM TRANSFER	MK
2022 024-624-571	EQUIPMENT PURCHASE	04/13/2022	220057	59,000.00	53,421.00	5,579.00	LINE ITEM TRANSFER	MK
2022 024-624-571	EQUIPMENT PURCHASE	04/13/2022	220057	59,000.00	53,421.00	5,579.00	LINE ITEM TRANSFER	MK
2022 035-476-310	OFFICE SUPPLIES	01/05/2022	220016	1,500.00	1,500.00	0.00	CORRECT ORIGINAL BUDGET	MK
2022 035-476-427	TRAINING	01/05/2022	220015	4,000.00	4,000.00	0.00	CORRECT ORIGINAL BUDGET	MK
2022 035-476-427	TRAINING	01/05/2022	220016	4,000.00	2,500.00	1,500.00	CORRECT ORIGINAL BUDGET	MK
2022 035-476-451	REPAIRS/MAINTAINEN	01/05/2022	220015	2,500.00	2,500.00	0.00	CORRECT ORIGINAL BUDGET	MK
2022 035-476-451	REPAIRS/MAINTAINEN	01/05/2022	220015	2,500.00	2,500.00	0.00	CORRECT ORIGINAL BUDGET	MK
2022 036-476-400	FORFEITED PROPERTY	12/22/2021	220014	25,000.00	94,665.00	69,665.00	INCREASE TO REVENUE & EXPEN	MK
2022 036-476-400	FORFEITED PROPERTY	12/22/2021	220014	25,000.00	94,665.00	69,665.00	INCREASE TO REVENUE & EXPEN	MK
2022 036-476-103	SALARIES - EMPLOYE	11/24/2021	220009	7,358.26	10,558.26	3,200.00	LINE ITEM TRANSFER	MK
2022 036-476-471	DISTRIBUTION TO OT	12/22/2021	220014	15,000.00	84,665.00	69,665.00	INCREASE TO REVENUE & EXPEN	MK
2022 036-476-482	RETURN TO RESPONDE	03/30/2022	220046	5,000.00	1,000.00	4,000.00	LINE ITEM TRANSFER	MK
2022 036-476-495	MISC. EXPENDITURES	11/24/2021	220009	25,000.00	21,800.00	3,200.00	LINE ITEM TRANSFER	MK
2022 036-476-495	MISC. EXPENDITURES	03/30/2022	220046	21,800.00	25,800.00	4,000.00	LINE ITEM TRANSFER	MK
2022 036-476-495	MISC. EXPENDITURES	03/30/2022	220046	21,800.00	25,800.00	4,000.00	LINE ITEM TRANSFER	MK
2022 036-476-495	MISC. EXPENDITURES	03/30/2022	220046	21,800.00	25,800.00	4,000.00	LINE ITEM TRANSFER	MK
2022 042-650-310	OFFICE SUPPLIES	01/19/2022	220022	1,900.00	1,820.00	80.00	LINE ITEM TRANSFER	SH
2022 042-650-495	MISCELLANEOUS	01/19/2022	220022	90.00	170.00	80.00	LINE ITEM TRANSFER	SH
2022 042-650-495	MISCELLANEOUS	01/19/2022	220022	90.00	170.00	80.00	LINE ITEM TRANSFER	SH
2022 042-650-495	MISCELLANEOUS	01/19/2022	220022	90.00	170.00	80.00	LINE ITEM TRANSFER	SH
2022 059-403-404	CONSULTING	01/19/2022	220020	350,000.00	99,647.22	250,352.78	LINE ITEM TRANSFER	SH
2022 059-403-407	IMAGING/ARCHIVI	01/19/2022	220020	350,000.00	250,352.78	99,647.22	LINE ITEM TRANSFER	SH
2022 059-403-407	IMAGING/ARCHIVI	01/19/2022	220020	350,000.00	250,352.78	99,647.22	LINE ITEM TRANSFER	SH
2022 059-403-407	IMAGING/ARCHIVI	01/19/2022	220020	350,000.00	250,352.78	99,647.22	LINE ITEM TRANSFER	SH
2022 088-330-120	GRANT PROCEEDS FCS	01/19/2022	220019	228,864.91	10,063.34	238,928.25	INCREASE REVENUE/EXPENSE	SH
2022 088-330-121	GRANT PROCEEDS FCS	01/19/2022	220019	228,864.91	10,063.34	238,928.25	INCREASE REVENUE/EXPENSE	SH
2022 088-330-121	GRANT PROCEEDS FCS	01/19/2022	220019	228,864.91	10,063.34	238,928.25	INCREASE REVENUE/EXPENSE	SH
2022 088-330-121	GRANT PROCEEDS FCS	01/19/2022	220019	228,864.91	10,063.34	238,928.25	INCREASE REVENUE/EXPENSE	SH
2022 088-671-403	GRANT ADMIN COST C	01/19/2022	220019	178,223.25	60,705.00	117,518.25	INCREASE REVENUE/EXPENSE	SH
2022 088-671-535	CONSTRUCTION - CCL	01/19/2022	220019	178,223.25	60,705.00	117,518.25	INCREASE REVENUE/EXPENSE	SH
2022 088-671-535	CONSTRUCTION - CCL	01/19/2022	220019	178,223.25	60,705.00	117,518.25	INCREASE REVENUE/EXPENSE	SH
2022 088-671-535	CONSTRUCTION - CCL	01/19/2022	220019	178,223.25	60,705.00	117,518.25	INCREASE REVENUE/EXPENSE	SH
2022 131-371-000	MISC REIMB	03/02/2022	220034	175.00	175.00	0.00	INCREASE REVENUE & EXPENSE	MK
2022 131-371-000	MISC REIMB	03/02/2022	220034	175.00	175.00	0.00	INCREASE REVENUE & EXPENSE	MK
2022 131-371-000	MISC REIMB	03/02/2022	220034	175.00	175.00	0.00	INCREASE REVENUE & EXPENSE	MK
2022 131-371-000	MISC REIMB	03/02/2022	220034	175.00	175.00	0.00	INCREASE REVENUE & EXPENSE	MK
2022 131-512-103	SALARIES - EMPLOYE	11/24/2021	220010	1,256,784.30	1,224,442.30	32,342.00	LINE ITEM TRANSFER	MK
2022 131-512-103	SALARIES - EMPLOYE	04/13/2022	220053	1,224,442.30	1,199,442.30	25,000.00	LINE ITEM TRANSFER	MK
2022 131-512-110	SALARIES - COMP TI	11/24/2021	220010	82,657.50	114,999.50	32,342.00	LINE ITEM TRANSFER	MK
2022 131-512-110	SALARIES - COMP TI	04/13/2022	220053	114,999.50	139,999.50	25,000.00	LINE ITEM TRANSFER	MK
2022 131-512-110	SALARIES - COMP TI	04/13/2022	220053	114,999.50	139,999.50	25,000.00	LINE ITEM TRANSFER	MK
2022 131-512-339	UNIFORMS	03/02/2022	220034	5,500.00	5,675.00	175.00	INCREASE REVENUE & EXPENSE	MK
2022 131-512-339	UNIFORMS	03/02/2022	220034	5,500.00	5,675.00	175.00	INCREASE REVENUE & EXPENSE	MK
2022 131-512-450	REPAIR & MAINT. BI	03/30/2022	220047	120,000.00	118,000.00	2,000.00	LINE ITEM TRANSFER	MK
2022 131-512-450	REPAIR & MAINT. BI	03/30/2022	220047	120,000.00	118,000.00	2,000.00	LINE ITEM TRANSFER	MK
2022 131-512-450	REPAIR & MAINT. BI	03/30/2022	220047	120,000.00	118,000.00	2,000.00	LINE ITEM TRANSFER	MK
2022 131-512-450	REPAIR & MAINT. BI	03/30/2022	220047	120,000.00	118,000.00	2,000.00	LINE ITEM TRANSFER	MK
2022 132-370-104	INSURANCE PROCEEDS	04/13/2022	220054	1.00	35,915.00	35,915.00	LINE ITEM TRANSFER	MK
2022 132-370-104	INSURANCE PROCEEDS	04/13/2022	220054	1.00	35,915.00	35,915.00	LINE ITEM TRANSFER	MK
2022 132-370-104	INSURANCE PROCEEDS	04/13/2022	220054	1.00	35,915.00	35,915.00	LINE ITEM TRANSFER	MK
2022 132-370-104	INSURANCE PROCEEDS	04/13/2022	220054	1.00	35,915.00	35,915.00	LINE ITEM TRANSFER	MK

ACCOUNT NUMBER	ACCOUNT NAME	DATE	AMDMT NUMBER	OLD BUDGET AMOUNT	AMENDED BUDGET AMOUNT	AMOUNT OF CHANGE	DESCRIPTION	CLK
2022 132-371-100	OTHER MISC. REVENU	01/19/2022	220023	1.00	6,710.00-	6,710.00-	INCREASE REV/EXP	SH
			TOTAL AMENDMENTS	1.00	6,710.00-	6,710.00-		
2022 132-560-337	LAW ENFORCEMENT SU	01/19/2022	220024	37,126.00	57,126.00	20,000.00	LINE ITEM TRANSFER	SH
2022 132-560-337	LAW ENFORCEMENT SU	03/16/2022	220039	37,126.00	59,126.00	2,000.00	LINE ITEM TRANSFER	MK
2022 132-560-455	REPAIR & MAINT - F	11/10/2021	220008	2,500.00	2,500.00	500.00	LINE ITEM TRANSFER	MK
2022 132-560-455	REPAIR & MAINT - F	01/19/2022	220023	2,500.00	9,210.00	6,710.00	INCREASE REV/EXP	SH
2022 132-560-456	TIRES & TUBES	03/16/2022	220039	40,000.00	38,000.00	2,000.00-	LINE ITEM TRANSFER	MK
2022 132-560-495	MISCELLANEOUS	11/10/2021	220008	15,000.00	14,500.00	500.00-	LINE ITEM TRANSFER	MK
2022 132-560-571	EQUIPMENT PURCHASE	01/19/2022	220024	48,860.00	28,860.00	20,000.00-	LINE ITEM TRANSFER	SH
2022 132-560-575	SHERIFF'S AUTO PUR	04/13/2022	220054	231,175.00	267,090.00	35,915.00	LINE ITEM TRANSFER	MK
			TOTAL AMENDMENTS	8.00	627,090.00	42,625.00		
2022 400-333-120	GRANT PROCEEDS TSC	01/19/2022	220021	1.00	6,050.00-	6,050.00-	INCREASE REVENUE/EXPENSE	SH
			TOTAL AMENDMENTS	1.00	6,050.00-	6,050.00-		
2022 400-591-403	GRANT ADMINISTRATI	01/19/2022	220021	1.00	6,050.00	6,050.00	INCREASE REVENUE/EXPENSE	SH
			TOTAL AMENDMENTS	1.00	6,050.00	6,050.00		
2022 541-333-101	STATE AID - SUPERV	04/18/2022	220058	149,635.00-	136,223.00-	13,412.00	ADULT BS ADJ #1	MK
2022 541-333-101	STATE AID - SUPERV	04/18/2022	220059	136,223.00-	149,635.00-	13,412.00-	REVERSE BA# 220058	MK
2022 541-333-101	STATE AID - SUPERV	04/18/2022	220060	149,635.00-	149,635.00-	13,412.00-	ADULT BS ADJ #1	MK
2022 541-333-101	STATE AID - SUPERV	04/18/2022	220061	163,047.00-	149,635.00-	13,412.00-	REVERSE BA# 220060	MK
2022 541-333-101	STATE AID - SUPERV	04/18/2022	220062	149,635.00-	163,047.00-	13,412.00-	ADULT BS ADJ #1	MK
			TOTAL AMENDMENTS	5.00	613,412.00-	13,412.00-		
2022 541-360-100	DEPOSITORY INTERES	04/18/2022	220058	4,000.00-	6,000.00-	2,000.00-	ADULT BS ADJ #1	MK
2022 541-360-100	DEPOSITORY INTERES	04/18/2022	220059	4,000.00-	4,000.00-	2,000.00	REVERSE BA# 220058	MK
2022 541-360-100	DEPOSITORY INTERES	04/18/2022	220060	4,000.00-	2,000.00-	2,000.00	ADULT BS ADJ #1	MK
2022 541-360-100	DEPOSITORY INTERES	04/18/2022	220061	2,000.00-	4,000.00-	2,000.00-	REVERSE BA# 220060	MK
2022 541-360-100	DEPOSITORY INTERES	04/18/2022	220062	4,000.00-	2,000.00-	2,000.00-	ADULT BS ADJ #1	MK
			TOTAL AMENDMENTS	5.00	2,000.00-	2,000.00-		
2022 541-570-310	SUPPLIES/OPERATION	04/18/2022	220058	200,189.00	154,124.00	46,065.00-	ADULT BS ADJ #1	MK
2022 541-570-310	SUPPLIES/OPERATION	04/18/2022	220059	154,124.00	200,189.00	46,065.00	REVERSE BA# 220058	MK
2022 541-570-310	SUPPLIES/OPERATION	04/18/2022	220060	200,189.00	246,254.00	46,065.00-	ADULT BS ADJ #1	MK
2022 541-570-310	SUPPLIES/OPERATION	04/18/2022	220061	246,254.00	200,189.00	46,065.00-	REVERSE BA# 220060	MK
2022 541-570-419	PROFESSIONAL FEES	04/18/2022	220058	200,041.00	154,124.00	46,065.00-	ADULT BS ADJ #1	MK
2022 541-570-419	PROFESSIONAL FEES	04/18/2022	220059	154,124.00	200,041.00	46,065.00-	REVERSE BA# 220058	MK
2022 541-570-419	PROFESSIONAL FEES	04/18/2022	220060	200,041.00	249,940.00	49,901.00-	ADULT BS ADJ #1	MK
2022 541-570-419	PROFESSIONAL FEES	04/18/2022	220061	249,940.00	200,041.00	49,901.00-	REVERSE BA# 220060	MK
2022 541-570-419	PROFESSIONAL FEES	04/18/2022	220062	200,041.00	249,944.00	49,904.00-	ADULT BS ADJ #1	MK
2022 541-570-420	TELEPHONE - UTILIT	04/18/2022	220058	49,044.00	53,145.00	4,101.00	ADULT BS ADJ #1	MK
2022 541-570-420	TELEPHONE - UTILIT	04/18/2022	220059	49,044.00	53,145.00	4,101.00	ADULT BS ADJ #1	MK
2022 541-570-420	TELEPHONE - UTILIT	04/18/2022	220060	4,400.00	5,400.00	1,000.00-	ADULT BS ADJ #1	MK
2022 541-570-420	TELEPHONE - UTILIT	04/18/2022	220061	4,400.00	5,400.00	1,000.00-	ADULT BS ADJ #1	MK
2022 541-570-420	TELEPHONE - UTILIT	04/18/2022	220062	5,400.00	6,400.00	1,000.00	ADULT BS ADJ #1	MK
			TOTAL AMENDMENTS	15.00	6,400.00	40,961.00-		
2022 544-574-204	WORKERS COMP	01/24/2022	220026	62.00	62.00-	62.00-	CORRECT ORIGINAL BUDGET	MK
2022 544-574-204	WORKERS COMP	04/11/2022	220048	62.00	62.00	62.00-	REVERSE BA 220026	MK
2022 544-574-204	WORKERS COMP	04/11/2022	220049	62.00	62.00	62.00-	CORRECT UNEMPLOYMENT	MK
2022 544-574-206	UNEMPLOYMENT FEES	04/11/2022	220049	62.00	62.00	62.00-	CORRECT UNEMPLOYMENT	MK
2022 544-574-419	PROFESSIONAL FEES	01/24/2022	220026	465.00	527.00	62.00	CORRECT ORIGINAL BUDGET	MK

ACCOUNT NUMBER	ACCOUNT NAME	DATE	AMDMT NUMBER	OLD BUDGET AMOUNT	AMENDED BUDGET AMOUNT	AMOUNT OF CHANGE	DESCRIPTION	CLK
2022 544-574-419	PROFESSIONAL FEES	04/11/2022	220048	527.00	465.00	62.00-	REVERSE BA 220026	MK
EXPENDITURES - OFFENDER			TOTAL AMENDMENTS	6	TOTAL CHANGES	.00		
2022 546-582-330	FUEL/LUBRICANTS	05/11/2022	220071	2,800.00	3,800.00	1,000.00	LOCAL 546 LINE ITEM TRANS	MK
2022 546-582-402	CONTRACT SERVICES	03/14/2022	220036	1,400.00	550.00	50.00	BA LOCAL JUVENILE	MK
2022 546-582-482	AUTO INSURANCE	05/11/2022	220071	1,000.00	600.00	600.00	LOCAL 546 LINE ITEM TRANS	MK
2022 546-582-572	OFFICE EQUIPMENT	03/14/2022	220036	13,000.00	12,450.00	550.00-	BA LOCAL JUVENILE	MK
2022 546-582-572	OFFICE EQUIPMENT	05/11/2022	220071	12,450.00	10,850.00	1,600.00-	LOCAL 546 LINE ITEM TRANS	MK
EXPENDITURES - JUV LOCAL			TOTAL AMENDMENTS	5	TOTAL CHANGES	.00		
2022 552-333-117	ETCOG REIMBURSEMENT	11/05/2021	220005	1,500.00-	1,500.00-	1,500.00-	INCREASE REV & EXP BA #1	MK
EXPENDITURES - PSYCHOLOGICALS-ETC			TOTAL AMENDMENTS	1	TOTAL CHANGES	1,500.00		
2022 552-333-114	RN ASSESSMENTS	05/11/2022	220070	5,109.00-	5,364.44-	255.44-	GRANT R - BA #2	MK
EXPENDITURES - REGIONAL SERVIC			TOTAL AMENDMENTS	1	TOTAL CHANGES	255.44		
2022 558-435-103	SALARIES - EMPLOYE	01/25/2022	220027	46,875.59	45,165.59	1,710.00-	BA GRANT S FY22	MK
2022 558-435-457	OFFICE EQUIPMENT/C	01/25/2022	220027	3,575.00	5,285.00	1,710.00	BA GRANT S FY22	MK
EXPENDITURES - GRANT S			TOTAL AMENDMENTS	2	TOTAL CHANGES	.00		
2022 567-370-102	INSURANCE PROCEEDS	04/13/2022	220055	1.00	8,037.42-	8,037.42-	LINE ITEM TRANSFER	MK
EXPENDITURES-ABATEMENT OFFICER			TOTAL AMENDMENTS	1	TOTAL CHANGES	8,037.42		
2022 817-476-402	ADMINISTRATIVE SER	02/02/2022	220031	10,991.944.00	461,300.00	461,300.00	LINE ITEM TRANSFER - GRANTW	MK
2022 817-476-495	MISC. EXPENDITURES	02/02/2022	220033	10,530.644.00	461,300.00-	461,300.00-	LINE ITEM TRANSFER - GRANTW	MK
2022 817-476-495	MTSC. EXPENDITURES	02/16/2022	220035	10,232,037.00	298,607.00-	298,607.00-	LINE ITEM TRANSFER - ARPA	MK
2022 817-476-495	MTSC. EXPENDITURES	03/02/2022	220035	10,232,037.00	67,500.00-	67,500.00-	LINE ITEM TRANSFER - ARPA	MK
2022 817-476-575	INFRASTRUCTURE	02/16/2022	220033	298,607.00	298,607.00	298,607.00	LINE ITEM TRANSFER - ARPA	MK
2022 817-476-575	INFRASTRUCTURE	03/02/2022	220035	298,607.00	67,500.00	67,500.00	LINE ITEM TRANSFER - ARPA	MK
EXPENDITURES - AMERICAN RESCUE			TOTAL AMENDMENTS	6	TOTAL CHANGES	.00		