




**MINUTES OF COUNTY FINANCES  
TREASURER'S REPORT**

IN THE MATTER OF COUNTY FINANCES  
IN THE HANDS OF  
MARY HORTON, TREASURER  
OF JACKSON COUNTY, TEXAS

COMMISSIONERS' COURT  
JACKSON COUNTY, TEXAS  
IN REGULAR SESSION  
DECEMBER TERM 2016

IN ACCORDANCE with Section 114.026, Local Government Code, we, the undersigned, constituting the entire Commissioners' Court of said County, certify that on the 12th day of December 2016, at the Regular term of Court, we compared and examined the monthly report of Mary Horton, Treasurer of Jackson County, Texas, for November 2016, and finding the same correct, entered an order in the Minutes approving said report, which states total cash and other assets on hand as: \$5,983,755.96.

  
\_\_\_\_\_  
Dennis Simons, County Judge


  
\_\_\_\_\_  
Wayne Hunt, Commissioner Pct. #1

  
\_\_\_\_\_  
Wayne Bubela, Commissioner Pct. #2


  
\_\_\_\_\_  
Johnny E. Belicek, Commissioner Pct. #3

  
\_\_\_\_\_  
Dennis Karl, Commissioner Pct. #4

SWORN TO AND SUBSCRIBED BEFORE ME, by Dennis Simons, County Judge, and County Commissioners of said Jackson County, each respectively, on this the 12th day of December A.D., 2016.

  
\_\_\_\_\_  
Attest: Barbara Earl, County Clerk

FILED FOR RECORD THIS the 12th day of December A.D., 2016, and recorded on the 12th day of December A.D., 2016.

  
\_\_\_\_\_  
Barbara Earl, County Clerk and  
Ex-Officio Clerk of the Commissioners'  
Court in and for Jackson County, Texas

By: \_\_\_\_\_  
Deputy

|                           |                  | BEGINNING    | TOTAL      | TOTAL          | ENDING       | AVERAGE      |
|---------------------------|------------------|--------------|------------|----------------|--------------|--------------|
|                           |                  | BALANCE      | DEBITS     | CREDITS        | BALANCE      | DAILY        |
|                           |                  |              |            |                |              | BALANCE      |
| GENERAL                   |                  |              |            |                |              |              |
| 10 -000-1020              | CHANGE FUND/PETT | 1,211.00     | 0.00       | 0.00           | 1,211.00     | 1,211.00     |
| 10 -000-1030              | CASH IN BANK     | 17,790.59    | 610,458.43 | 628,220.43CR   | 28.59        | 94,740.27CR  |
| 10 -000-1034              | CASH IN BANK -   | 9,636.72     | 4,388.56   | 9,341.72CR     | 4,683.56     | 1,702.45     |
| 10 -000-1040              | CASH IN TEX POOL | 247,357.89   | 81.09      | 0.00           | 247,438.98   | 247,360.59   |
| 10 -000-1042              | CASH IN TEXAS CL | 508,816.87   | 376,875.09 | 0.00           | 885,691.96   | 623,479.46   |
| 10 -000-1045              | CASH IN T BILLS  | 0.00         | 0.00       | 0.00           | 0.00         | 0.00         |
| 10 -000-1046              | CASH IN C.D.'S   | 17,840.09    | 0.00       | 0.00           | 17,840.09    | 17,840.09    |
| 10 -000-1051              | CASH IN ESCROW-L | 2,017.02     | 0.00       | 0.00           | 2,017.02     | 2,017.02     |
| 10 -000-1060              | CASH IN MONEY MA | 1,067,291.84 | 345.56     | 400,000.00CR   | 667,637.40   | 1,053,970.03 |
|                           | FUND 10 TOTAL    | 1,871,962.02 | 992,148.73 | 1,037,562.15CR | 1,826,548.60 | 1,852,840.37 |
| PERMANENT IMPROVEMENT     |                  |              |            |                |              |              |
| 12 -000-1030              | CASH IN BANK     | 983,414.75   | 149.56     | 0.00           | 983,564.31   | 983,419.74   |
| 12 -000-1040              | CASH IN TEX POOL | 0.00         | 0.00       | 0.00           | 0.00         | 0.00         |
|                           | FUND 12 TOTAL    | 983,414.75   | 149.56     | 0.00           | 983,564.31   | 983,419.74   |
| COMMISSARY TELEPHONE      |                  |              |            |                |              |              |
| 15 -000-1030              | CASH IN BANK     | 42,105.28    | 3,490.87   | 322.90CR       | 45,273.25    | 43,588.66    |
| 15 -000-1040              | CASH IN TEXPOOL  | 0.00         | 0.00       | 0.00           | 0.00         | 0.00         |
|                           | FUND 15 TOTAL    | 42,105.28    | 3,490.87   | 322.90CR       | 45,273.25    | 43,588.66    |
| DISTRICT ATTORNEY-HOT CHK |                  |              |            |                |              |              |
| 17 -000-1030              | CASH IN BANK     | 6,751.98     | 0.00       | 0.00           | 6,751.98     | 6,751.98     |
| 17 -000-1040              | CASH IN TEX POOL | 0.00         | 0.00       | 0.00           | 0.00         | 0.00         |
|                           | FUND 17 TOTAL    | 6,751.98     | 0.00       | 0.00           | 6,751.98     | 6,751.98     |
| ELECTIONS ADMINISTRATION  |                  |              |            |                |              |              |
| 18 -000-1030              | CASH IN BANK     | 1,630.75     | 0.00       | 0.00           | 1,630.75     | 1,630.75     |
|                           | FUND 18 TOTAL    | 1,630.75     | 0.00       | 0.00           | 1,630.75     | 1,630.75     |
| FORFEITURE-DIST ATTORNEY  |                  |              |            |                |              |              |
| 19 -000-1030              | CASH IN BANK     | 245,456.63   | 1,398.70   | 1,553.30CR     | 245,302.03   | 246,029.08   |
| 19 -000-1040              | CASH IN TEXPOOL  | 0.00         | 0.00       | 0.00           | 0.00         | 0.00         |
|                           | FUND 19 TOTAL    | 245,456.63   | 1,398.70   | 1,553.30CR     | 245,302.03   | 246,029.08   |

DATES: 11/01/2016-11/30/2016

|                           |                 | BEGINNING  | TOTAL     | TOTAL       | ENDING    | AVERAGE   |
|---------------------------|-----------------|------------|-----------|-------------|-----------|-----------|
|                           |                 | BALANCE    | DEBITS    | CREDITS     | BALANCE   | DAILY     |
|                           |                 |            |           |             |           | BALANCE   |
| FORFEITURE-SHERIFF        |                 |            |           |             |           |           |
| 21 -000-1030              | CASH IN BANK    | 32,070.16  | 1,902.13  | 2,075.80CR  | 31,896.49 | 32,438.33 |
| 21 -000-1040              | CASH IN TEXPOOL | 0.00       | 0.00      | 0.00        | 0.00      | 0.00      |
| FUND 21                   | TOTAL           | 32,070.16  | 1,902.13  | 2,075.80CR  | 31,896.49 | 32,438.33 |
| TECHNOLOGY FUND           |                 |            |           |             |           |           |
| 23 -000-1030              | CASH IN BANK    | 1,253.02   | 642.56    | 0.00        | 1,895.58  | 1,508.32  |
| 23 -000-1040              | CASH IN TEXPOOL | 0.00       | 0.00      | 0.00        | 0.00      | 0.00      |
| FUND 23                   | TOTAL           | 1,253.02   | 642.56    | 0.00        | 1,895.58  | 1,508.32  |
| JUV PROB DISCRETIONARY    |                 |            |           |             |           |           |
| 24 -000-1030              | CASH IN BANK    | 667.04     | 143.75    | 0.00        | 810.79    | 677.83    |
| FUND 24                   | TOTAL           | 667.04     | 143.75    | 0.00        | 810.79    | 677.83    |
| JUVENILE PROBATION GRANTS |                 |            |           |             |           |           |
| 25 -000-1030              | CASH IN BANK    | 8,254.10CR | 58,735.82 | 10,856.97CR | 39,624.75 | 2,101.14  |
| 25 -000-1040              | CASH IN TEXPOOL | 0.00       | 0.00      | 0.00        | 0.00      | 0.00      |
| FUND 25                   | TOTAL           | 8,254.10CR | 58,735.82 | 10,856.97CR | 39,624.75 | 2,101.14  |
| LAW LIBRARY               |                 |            |           |             |           |           |
| 26 -000-1030              | CASH IN BANK    | 1,926.75   | 420.00    | 413.91CR    | 1,932.84  | 2,058.03  |
| FUND 26                   | TOTAL           | 1,926.75   | 420.00    | 413.91CR    | 1,932.84  | 2,058.03  |
| LEOSE-LAW ENF OFFICERS ED |                 |            |           |             |           |           |
| 27 -000-1030              | CASH IN BANK    | 2,634.91   | 0.00      | 0.00        | 2,634.91  | 2,634.91  |
| FUND 27                   | TOTAL           | 2,634.91   | 0.00      | 0.00        | 2,634.91  | 2,634.91  |
| LIBRARY-MEMORIAL FUND     |                 |            |           |             |           |           |
| 28 -000-1030              | CASH IN BANK    | 57,995.20  | 143.83    | 99.02CR     | 58,040.01 | 58,035.96 |
| 28 -000-1040              | CASH IN TEXPOOL | 0.00       | 0.00      | 0.00        | 0.00      | 0.00      |
| FUND 28                   | TOTAL           | 57,995.20  | 143.83    | 99.02CR     | 58,040.01 | 58,035.96 |

DATES: 11/01/2016-11/30/2016

|                           |                  | BEGINNING | TOTAL    | TOTAL      | ENDING    | AVERAGE   |
|---------------------------|------------------|-----------|----------|------------|-----------|-----------|
|                           |                  | BALANCE   | DEBITS   | CREDITS    | BALANCE   | DAILY     |
|                           |                  |           |          |            |           | BALANCE   |
| RECORDS MGT- COUNTY CLERK |                  |           |          |            |           |           |
| 29 -000-1030              | CASH IN BANK     | 81,417.08 | 6,110.00 | 1,772.36CR | 85,754.72 | 82,191.76 |
| 29 -000-1040              | CASH IN TEXPOOL  | 0.00      | 0.00     | 0.00       | 0.00      | 0.00      |
|                           | FUND 29 TOTAL    | 81,417.08 | 6,110.00 | 1,772.36CR | 85,754.72 | 82,191.76 |
| RECORDS MGT - COUNTY      |                  |           |          |            |           |           |
| 30 -000-1030              | CASH IN BANK     | 10,121.37 | 552.93   | 2,500.00CR | 8,174.30  | 8,839.87  |
| 30 -000-1040              | CASH IN TEXPOOL  | 0.00      | 0.00     | 0.00       | 0.00      | 0.00      |
|                           | FUND 30 TOTAL    | 10,121.37 | 552.93   | 2,500.00CR | 8,174.30  | 8,839.87  |
| RECORDS MGT - DIST CLERK  |                  |           |          |            |           |           |
| 31 -000-1030              | CASH IN BANK     | 6,632.21  | 525.00   | 0.00       | 7,157.21  | 6,857.71  |
| 31 -000-1040              | CASH IN TEXPOOL  | 0.00      | 0.00     | 0.00       | 0.00      | 0.00      |
|                           | FUND 31 TOTAL    | 6,632.21  | 525.00   | 0.00       | 7,157.21  | 6,857.71  |
| SECURITY FUND             |                  |           |          |            |           |           |
| 32 -000-1030              | CASH IN BANK     | 56,471.93 | 1,045.07 | 1,521.97CR | 55,995.03 | 56,278.31 |
| 32 -000-1040              | CASH IN TEXPOOL  | 0.00      | 0.00     | 0.00       | 0.00      | 0.00      |
|                           | FUND 32 TOTAL    | 56,471.93 | 1,045.07 | 1,521.97CR | 55,995.03 | 56,278.31 |
| CHILD ABUSE PREVENTION    |                  |           |          |            |           |           |
| 34 -000-1030              | CASH IN BANK     | 394.04CR  | 64.50    | 0.00       | 329.54CR  | 356.89CR  |
|                           | FUND 34 TOTAL    | 394.04CR  | 64.50    | 0.00       | 329.54CR  | 356.89CR  |
| CHILD WELFARE             |                  |           |          |            |           |           |
| 35 -000-1030              | CASH IN BANK     | 9,014.06  | 1.37     | 0.00       | 9,015.43  | 9,014.11  |
| 35 -000-1040              | CASH IN TEXPOOL  | 0.00      | 0.00     | 0.00       | 0.00      | 0.00      |
|                           | FUND 35 TOTAL    | 9,014.06  | 1.37     | 0.00       | 9,015.43  | 9,014.11  |
| HISTORICAL COMMISSION     |                  |           |          |            |           |           |
| 36 -000-1030              | CASH IN BANK     | 33,554.09 | 5.10     | 0.00       | 33,559.19 | 33,554.26 |
| 36 -000-1040              | CASH IN TEX POOL | 0.00      | 0.00     | 0.00       | 0.00      | 0.00      |
|                           | FUND 36 TOTAL    | 33,554.09 | 5.10     | 0.00       | 33,559.19 | 33,554.26 |

|                         |                  | BEGINNING    | TOTAL     | TOTAL       | ENDING       | AVERAGE      |
|-------------------------|------------------|--------------|-----------|-------------|--------------|--------------|
|                         |                  | BALANCE      | DEBITS    | CREDITS     | BALANCE      | DAILY        |
|                         |                  |              |           |             |              | BALANCE      |
| MEDIATION FUND          |                  |              |           |             |              |              |
| 37 -000-1030            | CASH IN BANK     | 1,450.00     | 0.00      | 0.00        | 1,450.00     | 1,450.00     |
|                         | FUND 37 TOTAL    | 1,450.00     | 0.00      | 0.00        | 1,450.00     | 1,450.00     |
| BRIDGE REPLACEMENT      |                  |              |           |             |              |              |
| 39 -000-1030            | CASH IN BANK     | 106,775.00   | 0.00      | 0.00        | 106,775.00   | 106,775.00   |
|                         | FUND 39 TOTAL    | 106,775.00   | 0.00      | 0.00        | 106,775.00   | 106,775.00   |
| HIGHWAY                 |                  |              |           |             |              |              |
| 40 -000-1030            | CASH IN BANK     | 413,106.58CR | 40,066.27 | 34,679.61CR | 407,719.92CR | 414,564.31CR |
|                         | FUND 40 TOTAL    | 413,106.58CR | 40,066.27 | 34,679.61CR | 407,719.92CR | 414,564.31CR |
| ROAD & BRIDGE GEN NO. 1 |                  |              |           |             |              |              |
| 41 -000-1030            | CASH IN BANK     | 483,100.98   | 152.32    | 39,745.41CR | 443,507.89   | 467,318.67   |
| 41 -000-1040            | CASH IN TEX POOL | 15,078.35    | 4.96      | 0.00        | 15,083.31    | 15,078.52    |
|                         | FUND 41 TOTAL    | 498,179.33   | 157.28    | 39,745.41CR | 458,591.20   | 482,397.19   |
| ROAD & BRIDGE GEN NO. 2 |                  |              |           |             |              |              |
| 42 -000-1030            | CASH IN BANK     | 557,722.23   | 582.56    | 37,795.48CR | 520,509.31   | 542,901.14   |
| 42 -000-1040            | CASH IN TEXPOOL  | 15,316.61    | 5.04      | 0.00        | 15,321.65    | 15,316.78    |
|                         | FUND 42 TOTAL    | 573,038.84   | 587.60    | 37,795.48CR | 535,830.96   | 558,217.92   |
| ROAD & BRIDGE GEN NO. 3 |                  |              |           |             |              |              |
| 43 -000-1030            | CASH IN BANK     | 423,829.31   | 62.72     | 30,192.94CR | 393,699.09   | 412,447.34   |
| 43 -000-1040            | CASH IN TEX POOL | 24,075.02    | 7.92      | 0.00        | 24,082.94    | 24,075.28    |
|                         | FUND 43 TOTAL    | 447,904.33   | 70.64     | 30,192.94CR | 417,782.03   | 436,522.62   |
| ROAD & BRIDGE GEN NO. 4 |                  |              |           |             |              |              |
| 44 -000-1030            | CASH IN BANK     | 714,418.33   | 304.82    | 52,191.74CR | 662,531.41   | 695,809.58   |
| 44 -000-1040            | CASH IN TEX POOL | 14,625.17    | 4.76      | 0.00        | 14,629.93    | 14,625.33    |
|                         | FUND 44 TOTAL    | 729,043.50   | 309.58    | 52,191.74CR | 677,161.34   | 710,434.91   |

|                           |                  | BEGINNING         | TOTAL        | TOTAL             | ENDING            | AVERAGE           |
|---------------------------|------------------|-------------------|--------------|-------------------|-------------------|-------------------|
|                           |                  | BALANCE           | DEBITS       | CREDITS           | BALANCE           | DAILY             |
|                           |                  |                   |              |                   |                   | BALANCE           |
| ROAD & BRIDGE LATERAL RD  |                  |                   |              |                   |                   |                   |
| 45 -000-1030              | CASH IN BANK     | 20,937.52         | 0.00         | 0.00              | 20,937.52         | 20,937.52         |
|                           | FUND 45 TOTAL    | <u>20,937.52</u>  | <u>0.00</u>  | <u>0.00</u>       | <u>20,937.52</u>  | <u>20,937.52</u>  |
| PCT#1 EQUIPMENT REPLACMNT |                  |                   |              |                   |                   |                   |
| 50 -000-1030              | CASH IN BANK     | 34,264.41         | 4.52         | 8,066.00CR        | 26,202.93         | 29,693.83         |
| 50 -000-1040              | CASH IN TEX POOL | 0.00              | 0.00         | 0.00              | 0.00              | 0.00              |
|                           | FUND 50 TOTAL    | <u>34,264.41</u>  | <u>4.52</u>  | <u>8,066.00CR</u> | <u>26,202.93</u>  | <u>29,693.83</u>  |
| PCT#2 EQUIPMENT REPLACMNT |                  |                   |              |                   |                   |                   |
| 51 -000-1030              | CASH IN BANK     | 124,875.35        | 18.99        | 0.00              | 124,894.34        | 124,875.98        |
| 51 -000-1040              | CASH IN TEX POOL | 0.00              | 0.00         | 0.00              | 0.00              | 0.00              |
|                           | FUND 51 TOTAL    | <u>124,875.35</u> | <u>18.99</u> | <u>0.00</u>       | <u>124,894.34</u> | <u>124,875.98</u> |
| PCT#3 EQUIPMENT REPLACMNT |                  |                   |              |                   |                   |                   |
| 52 -000-1030              | CASH IN BANK     | 38,864.71         | 5.78         | 8,674.25CR        | 30,196.24         | 37,997.48         |
| 52 -000-1040              | CASH IN TEX POOL | 0.00              | 0.00         | 0.00              | 0.00              | 0.00              |
|                           | FUND 52 TOTAL    | <u>38,864.71</u>  | <u>5.78</u>  | <u>8,674.25CR</u> | <u>30,196.24</u>  | <u>37,997.48</u>  |
| PCT#4 EQUIPMENT REPLACMNT |                  |                   |              |                   |                   |                   |
| 53 -000-1030              | CASH IN BANK     | 78,711.83         | 11.97        | 0.00              | 78,723.80         | 78,712.23         |
| 53 -000-1040              | CASH IN TEX POOL | 0.00              | 0.00         | 0.00              | 0.00              | 0.00              |
|                           | FUND 53 TOTAL    | <u>78,711.83</u>  | <u>11.97</u> | <u>0.00</u>       | <u>78,723.80</u>  | <u>78,712.23</u>  |
| CONSTRUCTION GRANTS       |                  |                   |              |                   |                   |                   |
| 55 -000-1030              | CASH IN BANK     | 0.00              | 0.00         | 82.40CR           | 82.40CR           | 8.24CR            |
| 55 -000-1050              | CASH-COMMUNITY A | 0.00              | 0.00         | 0.00              | 0.00              | 0.00              |
|                           | FUND 55 TOTAL    | <u>0.00</u>       | <u>0.00</u>  | <u>82.40CR</u>    | <u>82.40CR</u>    | <u>8.24CR</u>     |
| MAURITZ CAMP FUND         |                  |                   |              |                   |                   |                   |
| 56 -000-1030              | CASH IN BANK     | 0.00              | 0.00         | 0.00              | 0.00              | 0.00              |
| 56 -000-1040              | CASH IN TEXPOOL  | 0.00              | 0.00         | 0.00              | 0.00              | 0.00              |
|                           | FUND 56 TOTAL    | <u>0.00</u>       | <u>0.00</u>  | <u>0.00</u>       | <u>0.00</u>       | <u>0.00</u>       |

|                           |                  | BEGINNING  | TOTAL     | TOTAL      | ENDING     | AVERAGE    |
|---------------------------|------------------|------------|-----------|------------|------------|------------|
|                           |                  | BALANCE    | DEBITS    | CREDITS    | BALANCE    | DAILY      |
|                           |                  |            |           |            |            | BALANCE    |
| ABANDONED MOTOR VEHICLE   |                  |            |           |            |            |            |
| 57 -000-1030              | CASH IN BANK     | 6,954.16   | 0.00      | 709.86CR   | 6,244.30   | 6,693.74   |
| 57 -000-1040              | CASH IN TEXPOOL  | 0.00       | 0.00      | 0.00       | 0.00       | 0.00       |
| 57 -000-1055              | CASH IN BANK - A | 4,025.37   | 0.00      | 0.00       | 4,025.37   | 4,025.37   |
|                           | FUND 57 TOTAL    | 10,979.53  | 0.00      | 709.86CR   | 10,269.67  | 10,719.11  |
| COASTAL IMPCT ASSISTANCE  |                  |            |           |            |            |            |
| 72 -000-1030              | CASH IN BANK     | 4,183.61   | 0.00      | 0.00       | 4,183.61   | 4,183.61   |
|                           | FUND 72 TOTAL    | 4,183.61   | 0.00      | 0.00       | 4,183.61   | 4,183.61   |
| AIRPORT                   |                  |            |           |            |            |            |
| 80 -000-1030              | CASH IN BANK     | 4,332.92   | 1,000.45  | 3,203.09CR | 2,130.28   | 2,991.08   |
| 80 -000-1032              | CLEARING         | 0.00       | 0.00      | 0.00       | 0.00       | 0.00       |
| 80 -000-1040              | CASH IN TEXPOOL  | 0.00       | 0.00      | 0.00       | 0.00       | 0.00       |
|                           | FUND 80 TOTAL    | 4,332.92   | 1,000.45  | 3,203.09CR | 2,130.28   | 2,991.08   |
| JAIL COMMISSARY           |                  |            |           |            |            |            |
| 81 -000-1030              | CASH IN BANK     | 590.05CR   | 1,860.78  | 288.03CR   | 982.70     | 694.31     |
| 81 -000-1040              | CASH IN TEXPOOL  | 0.00       | 0.00      | 0.00       | 0.00       | 0.00       |
|                           | FUND 81 TOTAL    | 590.05CR   | 1,860.78  | 288.03CR   | 982.70     | 694.31     |
| STATE FEES                |                  |            |           |            |            |            |
| 88 -000-1030              | CASH IN BANK     | 82,203.98  | 30,685.89 | 4,972.34CR | 107,917.53 | 97,460.35  |
|                           | FUND 88 TOTAL    | 82,203.98  | 30,685.89 | 4,972.34CR | 107,917.53 | 97,460.35  |
| TRUST INVESTMENT          |                  |            |           |            |            |            |
| 89 -000-1020              | CASH- WILBREEZE  | 0.00       | 0.00      | 0.00       | 0.00       | 0.00       |
| 89 -000-1030              | CASH IN BANK     | 0.00       | 3,002.55  | 3,002.56CR | 0.01CR     | 233.32     |
| 89 -000-1040              | CASH IN TEXPOOL  | 76,677.55  | 24.46     | 3,002.55CR | 73,699.46  | 73,876.04  |
| 89 -000-1060              | CASH IN BANK - M | 31,076.28  | 10.19     | 0.00       | 31,086.47  | 31,076.62  |
|                           | FUND 89 TOTAL    | 107,753.83 | 3,037.20  | 6,005.11CR | 104,785.92 | 105,185.98 |
| DISTRICT CLERK RESRV ACCT |                  |            |           |            |            |            |
| 90 -000-1030              | CASH IN BANK     | 164,030.37 | 121.41    | 142.07CR   | 164,009.71 | 164,069.70 |

|                        |                 | BEGINNING<br>BALANCE | TOTAL<br>DEBITS | TOTAL<br>CREDITS | ENDING<br>BALANCE | AVERAGE<br>DAILY<br>BALANCE |
|------------------------|-----------------|----------------------|-----------------|------------------|-------------------|-----------------------------|
| 90 -000-1040           | CASH IN TEXPOOL | 0.00                 | 0.00            | 0.00             | 0.00              | 0.00                        |
|                        | FUND 90 TOTAL   | 164,030.37           | 121.41          | 142.07CR         | 164,009.71        | 164,069.70                  |
| CNTYWIDE DRAINAGE DIST |                 |                      |                 |                  |                   |                             |
| 92 -000-1030           | CASH IN BANK    | 0.00                 | 78,985.30       | 5,484.43CR       | 73,500.87         | 25,875.05                   |
| 92 -000-1040           | CASH IN TEXPOOL | 0.00                 | 0.00            | 0.00             | 0.00              | 0.00                        |
|                        | FUND 92 TOTAL   | 0.00                 | 78,985.30       | 5,484.43CR       | 73,500.87         | 25,875.05                   |
|                        | REPORT TOTALS   | 6,050,263.52         | 1,224,403.58    | 1,290,911.14CR   | 5,983,755.96      | 6,014,715.55                |
| =====                  |                 |                      |                 |                  |                   |                             |



| <b>INVESTMENTS</b>                             |                                 |                   | <b>10/31/2016</b>   |                 |                   |                   | <b>11/30/2016</b> |
|--|---------------------------------|-------------------|---------------------|-----------------|-------------------|-------------------|-------------------|
|  | <b>NAME</b>                     | <b>ACC'T #</b>    | <b>BALANCE</b>      | <b>INTEREST</b> | <b>DEPOSIT</b>    | <b>WITHDRAW</b>   | <b>BALANCE</b>    |
| 41   | Road & Bridge Precinct #1       | 1100              | 15,078.35           | 4.96            |                   |                   | 15,083.31         |
| 42   | Road & Bridge Precinct #2       | 1200              | 15,316.61           | 5.04            |                   |                   | 15,321.65         |
| 43   | Road & Bridge Precinct #3       | 1300              | 24,075.02           | 7.92            |                   |                   | 24,082.94         |
| 44   | Road & Bridge Precinct #4       | 1400              | 14,625.17           | 4.76            |                   |                   | 14,629.93         |
| 10   | General                         | 1500              | 247,357.89          | 81.09           |                   |                   | 247,438.98        |
| 89   | Moore Seizure                   | 7104              | 2,477.44            | 0.90            |                   |                   | 2,478.34          |
| 89   | DeLeon Seizure                  | 7203              | 1,871.51            | 0.60            |                   |                   | 1,872.11          |
| 89   | Rojas Seizure                   | 7210              | 10,949.81           | 3.57            |                   |                   | 10,953.38         |
| 89   | Ewing Seizure                   | 7213              | 10,756.26           | 3.55            |                   |                   | 10,759.81         |
| 89   | Roman Seizure                   | 7301              | 5,283.52            | 1.79            |                   |                   | 5,285.31          |
| 89   | Barron Seizure                  | 7308              | 4,989.56            | 1.66            |                   |                   | 4,991.22          |
| 89   | Guerrero Seizure                | 7309              | 15,365.12           | 5.05            |                   |                   | 15,370.17         |
| 89   | Villareal Seizure #2            | 7319              | 1,910.09            | 0.60            |                   |                   | 1,910.69          |
| 89   | Villareal Seizure #3            | 7320              | 1,670.94            | 0.60            |                   |                   | 1,671.54          |
| 89   | Martinez Seizure                | 7323              | 3,002.49            | 0.06            |                   | 3,002.55          | 0.00              |
| 89   | Pawlik Seizure                  | 7324              | 623.22              | 0.30            |                   |                   | 623.52            |
| 89   | Binning Heirs Trust Cause #4563 | 7406              | 2,231.29            | 0.61            |                   |                   | 2,231.90          |
| 89   | Cordele Church & Cemetery       | 7502              | 6,972.84            | 2.34            |                   |                   | 6,975.18          |
| 89   | Callis Receivership             | 7504              | 8,573.46            | 2.83            |                   |                   | 8,576.29          |
| <b>TOTAL IN TEXPOOL</b>                        |                                 |                   | <b>393,130.59</b>   | <b>128.23</b>   | <b>0.00</b>       | <b>3,002.55</b>   | <b>390,256.27</b> |
| AVERAGE INTEREST                               |                                 |                   | 0.3828%             |                 |                   |                   | 0.3987%           |
| <b>Texas CLASS</b>                             |                                 |                   | <b>508,816.87</b>   | <b>419.71</b>   | <b>376,455.38</b> |                   | <b>885,691.96</b> |
| AVERAGE INTEREST                               |                                 |                   | 0.8300%             |                 |                   |                   | 0.9000%           |
| <b>Transfer Station Certificate of Deposit</b> |                                 | <b>Prosperity</b> | <b>17,840.09</b>    |                 |                   |                   | <b>17,840.09</b>  |
| INTEREST RATE                                  |                                 |                   | 0.5000%             |                 |                   |                   | 0.5000%           |
| <b>Depository Money Market</b>                 |                                 | <b>Prosperity</b> | <b>1,067,291.84</b> | <b>345.56</b>   |                   | <b>400,000.00</b> | <b>667,637.40</b> |
| AVERAGE INTEREST                               |                                 |                   | 0.4000%             |                 |                   |                   | 0.4000%           |
| <b>DPS/SO Seizures Money Market</b>            |                                 | <b>Prosperity</b> | <b>31,076.28</b>    | <b>10.19</b>    |                   |                   | <b>31,086.47</b>  |
| AVERAGE INTEREST                               |                                 |                   | 0.4000%             |                 |                   |                   | 0.4000%           |
| <b>DEPOSITORY BANK ACCOUNT INTEREST</b>        |                                 |                   |                     | <b>1,164.04</b> |                   |                   |                   |
| <b>Cafeteria (Flexible Spending) Account</b>   |                                 |                   | <b>5,844.75</b>     |                 |                   | <b>3,381.85</b>   | <b>2,462.90</b>   |

This report is made in accordance with provisions of Texas Government Code §2256.023, the Public Funds Investment Act. The investments held in the Jackson County portfolio comply with the Public Funds Investment Act and the County's investment policy and strategies.

This report is true and correct to the best of my knowledge and belief according to the records of this office.



Mary Horton, CCT, CIO

# Pledge Security Listing

November 30, 2016

EL CAMPO, TX

| ID                              | CUSIP     | Description  | Safekeeping Location | Safekeeping Receipt | Coupon | Maturity Date | Call Date | Moody | S&P | Fitch | FASB115 | Face Amount       | Current Par          | Current Book Value   | Market Value         | Gain(Loss)          |
|---------------------------------|-----------|--------------|----------------------|---------------------|--------|---------------|-----------|-------|-----|-------|---------|-------------------|----------------------|----------------------|----------------------|---------------------|
| <b>JACKSON COUNTY</b>           |           |              |                      |                     |        |               |           |       |     |       |         |                   |                      |                      |                      |                     |
| 863                             | 31335HQ30 | FHLMC C90474 | FHLB                 | xxx                 | 7.00   | 08/01/2021    |           | AAA   | AA+ | AAA   | HTM     | 1,000,000         | 5,526.26             | 5,526.35             | 5,747.31             | 220.96              |
| 1115                            | 31400EFU9 | FNMA 685179  | FHLB                 | xxx                 | 5.00   | 03/01/2018    |           | AAA   | AA+ | AAA   | HTM     | 9,500,000         | 97,027.59            | 97,027.59            | 98,967.61            | 1,940.03            |
| 2047                            | 3128MBNA1 | FHLMC G12885 | FHLB                 | x                   | 5.00   | 06/01/2021    |           | AAA   | AA+ | AAA   | HTM     | 8,737,000         | 417,040.95           | 417,035.97           | 437,282.20           | 20,246.23           |
| 2412                            | 3128MBTJ6 | FHLMC G13053 | FHLB                 | x                   | 4.50   | 04/01/2023    |           | AAA   | AA+ | AAA   | HTM     | 13,200,000        | 572,852.54           | 573,822.08           | 608,026.06           | 34,203.98           |
| 2493                            | 31417ADJ5 | FNMA AB3704  | FHLB                 | x                   | 3.00   | 10/01/2021    |           | AAA   | AA+ | AAA   | HTM     | 8,535,819         | 1,726,824.27         | 1,738,205.35         | 1,771,331.09         | 33,125.74           |
| 2516                            | 3138AXXQ9 | FNMA AJ6086  | FHLB                 | x                   | 3.00   | 12/01/2026    |           | AAA   | AA+ | AAA   | HTM     | 4,400,000         | 1,602,268.23         | 1,616,410.17         | 1,663,895.47         | 47,485.30           |
| 3546                            | 31410LKN1 | FNMA 890501  | FHLB                 |                     | 2.00   | 11/01/2027    |           | AAA   | AA+ | AAA   | HTM     | 11,250,000        | 6,777,128.70         | 6,861,316.87         | 6,702,749.71         | (158,567.15)        |
| 3615                            | 31307BFM7 | FHLMC J22872 | FHLB                 |                     | 2.00   | 03/01/2028    |           | AAA   | AA+ | AAA   | HTM     | 9,000,000         | 5,598,421.38         | 5,625,643.41         | 5,534,179.44         | (91,463.97)         |
| <b>Total for JACKSON COUNTY</b> |           |              |                      |                     |        |               |           |       |     |       |         | <b>65,622,819</b> | <b>16,797,089.92</b> | <b>16,934,987.79</b> | <b>16,822,178.89</b> | <b>(112,808.88)</b> |