

MINUTES OF COUNTY FINANCES

TREASURER'S REPORT

IN THE MATTER OF COUNTY
FINANCES IN THE HANDS OF
MARY HORTON, TREASURER
OF JACKSON COUNTY, TEXAS


COMMISSIONERS' COURT JACKSON
COUNTY, TEXAS IN REGULAR
SESSION AUGUST TERM 2015

IN ACCORDANCE with Section 114.026, Local Government Code, we, the undersigned, constituting the entire Commissioners' Court of said County, certify that on the 24th day of August 2015, at the Regular term of Court, we compared and examined the monthly report of Mary Horton, Treasurer of Jackson County, Texas, for July 2015, and finding the same correct, entered an order in the Minutes approving said report, which states total cash and other assets on hand as: \$9,262,493.17.


Dennis Simons, County Judge



Wayne Hunt, Commissioner Pct. 1



Wayne Bubela, Commissioner Pct. 2


Johnny E. Belicek, Commissioner Pct. 3



Dennis Karl, Commissioner Pct. 4

SWORN TO AND SUBSCRIBED BEFORE ME, by Dennis Simons, County Judge, and County Commissioners of said Jackson County, each respectively, on this the 24th day of August A.D., 2015.




Attest: Barbara Williams, County Clerk

FILED FOR RECORD THIS the 24th day of August A.D., 2015, and recorded on the 24th day of August A.D., 2015.


Barbara Williams, County Clerk and
Ex-Officio Clerk of the Commissioners'
Court in and for Jackson County, Texas.

By: _____
Deputy

DATES: 7/01/2015- 7/31/2015

		BEGINNING	TOTAL	TOTAL	ENDING	AVERAGE
		BALANCE	DEBITS	CREDITS	BALANCE	DAILY
						BALANCE
GENERAL						
10 -000-1020	CHANGE FUND/PETT	1,211.00	0.00	0.00	1,211.00	1,211.00
10 -000-1030	CASH IN BANK	21,162.06	587,570.42	601,981.10CR	6,751.38	106,505.42CR
10 -000-1034	CASH IN BANK -	5,087.51	5,725.17	0.00	10,812.68	7,078.23
10 -000-1040	CASH IN TEX POOL	246,520.21	13.15	0.00	246,533.36	246,520.63
10 -000-1042	CASH IN TEXAS CL	505,661.47	67.12	0.00	505,728.59	505,663.64
10 -000-1045	CASH IN T BILLS	0.00	0.00	0.00	0.00	0.00
10 -000-1046	CASH IN C.D. 'S	17,764.26	0.00	0.00	17,764.26	17,764.26
10 -000-1051	CASH IN ESCROW-L	2,584.02	0.00	0.00	2,584.02	2,584.02
10 -000-1060	CASH IN MONEY MA	6,313,362.40	2,140.70	375,000.00CR	5,940,503.10	6,301,334.68
FUND 10 TOTAL		7,113,352.93	595,516.56	976,981.10CR	6,731,888.39	6,975,651.04
PERMANENT IMPROVEMENT						
12 -000-1030	CASH IN BANK	153,061.77	67.58	25,727.87CR	127,401.48	137,319.86
12 -000-1040	CASH IN TEX POOL	0.00	0.00	0.00	0.00	0.00
FUND 12 TOTAL		153,061.77	67.58	25,727.87CR	127,401.48	137,319.86
COMMISSARY TELEPHONE						
15 -000-1030	CASH IN BANK	81,110.49	5,637.06	2,535.99CR	84,211.56	82,210.36
15 -000-1040	CASH IN TEXPOOL	0.00	0.00	0.00	0.00	0.00
FUND 15 TOTAL		81,110.49	5,637.06	2,535.99CR	84,211.56	82,210.36
DISTRICT ATTORNEY-HOT CHK						
17 -000-1030	CASH IN BANK	5,072.44	0.00	0.00	5,072.44	5,072.44
17 -000-1040	CASH IN TEX POOL	0.00	0.00	0.00	0.00	0.00
FUND 17 TOTAL		5,072.44	0.00	0.00	5,072.44	5,072.44
ELECTIONS ADMINISTRATION						
18 -000-1030	CASH IN BANK	864.28	0.00	0.00	864.28	864.28
FUND 18 TOTAL		864.28	0.00	0.00	864.28	864.28
FORFEITURE-DIST ATTORNEY						
19 -000-1030	CASH IN BANK	272,035.17	118.37	1,509.82CR	270,643.72	271,431.60
19 -000-1040	CASH IN TEXPOOL	0.00	0.00	0.00	0.00	0.00
FUND 19 TOTAL		272,035.17	118.37	1,509.82CR	270,643.72	271,431.60

		BEGINNING	TOTAL	TOTAL	ENDING	AVERAGE
		BALANCE	DEBITS	CREDITS	BALANCE	DAILY
						BALANCE
FORFEITURE-SHERIFF						
21 -000-1030	CASH IN BANK	36,255.56	13.20	1,075.56CR	35,193.20	35,648.41
21 -000-1040	CASH IN TEXPOOL	0.00	0.00	0.00	0.00	0.00
FUND 21 TOTAL		36,255.56	13.20	1,075.56CR	35,193.20	35,648.41
TECHNOLOGY FUND						
23 -000-1030	CASH IN BANK	2,781.69	537.82	0.00	3,319.51	2,991.76
23 -000-1040	CASH IN TEXPOOL	0.00	0.00	0.00	0.00	0.00
FUND 23 TOTAL		2,781.69	537.82	0.00	3,319.51	2,991.76
JUV PROB DISCRETIONARY						
24 -000-1030	CASH IN BANK	1,141.91	218.40	0.00	1,360.31	1,207.10
FUND 24 TOTAL		1,141.91	218.40	0.00	1,360.31	1,207.10
JUVENILE PROBATION GRANTS						
25 -000-1030	CASH IN BANK	18,709.59	10,672.99	9,198.93CR	20,183.65	17,831.88
25 -000-1040	CASH IN TEXPOOL	0.00	0.00	0.00	0.00	0.00
FUND 25 TOTAL		18,709.59	10,672.99	9,198.93CR	20,183.65	17,831.88
LAW LIBRARY						
26 -000-1030	CASH IN BANK	3,801.73	840.00	1,749.40CR	2,892.33	3,386.66
FUND 26 TOTAL		3,801.73	840.00	1,749.40CR	2,892.33	3,386.66
LEOSE-LAW ENF OFFICERS ED						
27 -000-1030	CASH IN BANK	3,449.00	0.00	666.00CR	2,783.00	3,341.58
FUND 27 TOTAL		3,449.00	0.00	666.00CR	2,783.00	3,341.58
LIBRARY-MEMORIAL FUND						
28 -000-1030	CASH IN BANK	58,522.04	538.76	872.73CR	58,188.07	58,461.95
28 -000-1040	CASH IN TEXPOOL	0.00	0.00	0.00	0.00	0.00
FUND 28 TOTAL		58,522.04	538.76	872.73CR	58,188.07	58,461.95

DATES: 7/01/2015- 7/31/2015

		BEGINNING	TOTAL	TOTAL	ENDING	AVERAGE
		BALANCE	DEBITS	CREDITS	BALANCE	DAILY
						BALANCE
RECORDS MGT- COUNTY CLERK						
29 -000-1030	CASH IN BANK	84,438.15	6,020.00	2,131.18CR	88,326.97	85,312.24
29 -000-1040	CASH IN TEXPOOL	0.00	0.00	0.00	0.00	0.00
	FUND 29 TOTAL	84,438.15	6,020.00	2,131.18CR	88,326.97	85,312.24
RECORDS MGT - COUNTY						
30 -000-1030	CASH IN BANK	19,510.40	454.36	0.00	19,964.76	19,659.91
30 -000-1040	CASH IN TEXPOOL	0.00	0.00	0.00	0.00	0.00
	FUND 30 TOTAL	19,510.40	454.36	0.00	19,964.76	19,659.91
RECORDS MGT - DIST CLERK						
31 -000-1030	CASH IN BANK	2,494.86	477.50	1,125.00CR	1,847.36	2,536.63
31 -000-1040	CASH IN TEXPOOL	0.00	0.00	0.00	0.00	0.00
	FUND 31 TOTAL	2,494.86	477.50	1,125.00CR	1,847.36	2,536.63
SECURITY FUND						
32 -000-1030	CASH IN BANK	60,648.79	967.51	892.54CR	60,723.76	60,757.17
32 -000-1040	CASH IN TEXPOOL	0.00	0.00	0.00	0.00	0.00
	FUND 32 TOTAL	60,648.79	967.51	892.54CR	60,723.76	60,757.17
CHILD ABUSE PREVENTION						
34 -000-1030	CASH IN BANK	891.50	30.00	0.00	921.50	892.47
	FUND 34 TOTAL	891.50	30.00	0.00	921.50	892.47
CHILD WELFARE						
35 -000-1030	CASH IN BANK	9,089.29	3.29	1.62CR	9,090.96	9,089.34
35 -000-1040	CASH IN TEXPOOL	0.00	0.00	0.00	0.00	0.00
	FUND 35 TOTAL	9,089.29	3.29	1.62CR	9,090.96	9,089.34
HISTORICAL COMMISSION						
36 -000-1030	CASH IN BANK	32,888.77	56.62	206.33CR	32,739.06	32,809.48
36 -000-1040	CASH IN TEX POOL	0.00	0.00	0.00	0.00	0.00
	FUND 36 TOTAL	32,888.77	56.62	206.33CR	32,739.06	32,809.48

		BEGINNING BALANCE	TOTAL DEBITS	TOTAL CREDITS	ENDING BALANCE	AVERAGE DAILY BALANCE
MEDIATION FUND						
37 -000-1030	CASH IN BANK	1,450.00	0.00	0.00	1,450.00	1,450.00
	FUND 37 TOTAL	1,450.00	0.00	0.00	1,450.00	1,450.00
BRIDGE REPLACEMENT						
39 -000-1030	CASH IN BANK	50,000.00	0.00	0.00	50,000.00	50,000.00
	FUND 39 TOTAL	50,000.00	0.00	0.00	50,000.00	50,000.00
HIGHWAY						
40 -000-1030	CASH IN BANK	180,907.94	18,831.37	26,053.92CR	173,685.39	182,659.05
	FUND 40 TOTAL	180,907.94	18,831.37	26,053.92CR	173,685.39	182,659.05
ROAD & BRIDGE GEN NO. 1						
41 -000-1030	CASH IN BANK	176,947.88	296.26	47,421.18CR	129,822.96	155,287.72
41 -000-1040	CASH IN TEX POOL	15,026.99	0.86	0.00	15,027.85	15,027.02
	FUND 41 TOTAL	191,974.87	297.12	47,421.18CR	144,850.81	170,314.74
ROAD & BRIDGE GEN NO. 2						
42 -000-1030	CASH IN BANK	224,040.96	1,541.41	41,283.89CR	184,298.48	210,480.78
42 -000-1040	CASH IN TEXPOOL	15,264.65	0.86	0.00	15,265.51	15,264.68
	FUND 42 TOTAL	239,305.61	1,542.27	41,283.89CR	199,563.99	225,745.46
ROAD & BRIDGE GEN NO. 3						
43 -000-1030	CASH IN BANK	130,769.31	101.30	37,470.94CR	93,399.67	111,416.98
43 -000-1040	CASH IN TEX POOL	23,993.61	1.24	0.00	23,994.85	23,993.65
	FUND 43 TOTAL	154,762.92	102.54	37,470.94CR	117,394.52	135,410.63
ROAD & BRIDGE GEN NO. 4						
44 -000-1030	CASH IN BANK	479,820.81	6,011.49	31,501.02CR	454,331.28	469,492.54
44 -000-1040	CASH IN TEX POOL	14,575.50	0.83	0.00	14,576.33	14,575.53
	FUND 44 TOTAL	494,396.31	6,012.32	31,501.02CR	468,907.61	484,068.07

DATES: 7/01/2015- 7/31/2015

		BEGINNING BALANCE	TOTAL DEBITS	TOTAL CREDITS	ENDING BALANCE	AVERAGE DAILY BALANCE
ROAD & BRIDGE LATERAL RD						
45 -000-1030	CASH IN BANK	354.35	0.00	0.00	354.35	354.35
	FUND 45 TOTAL	354.35	0.00	0.00	354.35	354.35
PCT#1 EQUIPMENT REPLACMNT						
50 -000-1030	CASH IN BANK	25,622.75	9.09	4.39CR	25,627.45	25,622.90
50 -000-1040	CASH IN TEX POOL	0.00	0.00	0.00	0.00	0.00
	FUND 50 TOTAL	25,622.75	9.09	4.39CR	25,627.45	25,622.90
PCT#2 EQUIPMENT REPLACMNT						
51 -000-1030	CASH IN BANK	90,504.50	32.12	15.51CR	90,521.11	90,505.04
51 -000-1040	CASH IN TEX POOL	0.00	0.00	0.00	0.00	0.00
	FUND 51 TOTAL	90,504.50	32.12	15.51CR	90,521.11	90,505.04
PCT#3 EQUIPMENT REPLACMNT						
52 -000-1030	CASH IN BANK	3.03	0.00	0.00	3.03	3.03
52 -000-1040	CASH IN TEX POOL	0.00	0.00	0.00	0.00	0.00
	FUND 52 TOTAL	3.03	0.00	0.00	3.03	3.03
PCT#4 EQUIPMENT REPLACMNT						
53 -000-1030	CASH IN BANK	80,377.61	31.09	16.33CR	80,392.37	80,378.09
53 -000-1040	CASH IN TEX POOL	0.00	0.00	0.00	0.00	0.00
	FUND 53 TOTAL	80,377.61	31.09	16.33CR	80,392.37	80,378.09
CONSTRUCTION GRANTS						
55 -000-1030	CASH IN BANK	0.00	0.00	0.00	0.00	0.00
55 -000-1050	CASH-COMMUNITY A	0.00	0.00	0.00	0.00	0.00
	FUND 55 TOTAL	0.00	0.00	0.00	0.00	0.00
MAURITZ CAMP FUND						
56 -000-1030	CASH IN BANK	4,164.90	2.71	1.95CR	4,165.66	4,164.92
56 -000-1040	CASH IN TEXPOOL	0.00	0.00	0.00	0.00	0.00
	FUND 56 TOTAL	4,164.90	2.71	1.95CR	4,165.66	4,164.92

		BEGINNING	TOTAL	TOTAL	ENDING	AVERAGE
		BALANCE	DEBITS	CREDITS	BALANCE	DAILY
						BALANCE
ABANDONED MOTOR VEHICLE						
57 -000-1030	CASH IN BANK	6,132.10	0.00	406.12CR	5,725.98	5,883.19
57 -000-1040	CASH IN TEXPOOL	0.00	0.00	0.00	0.00	0.00
57 -000-1055	CASH IN BANK - A	2,314.65	0.00	0.00	2,314.65	2,314.65
FUND 57 TOTAL		8,446.75	0.00	406.12CR	8,040.63	8,197.84
COASTAL IMPCT ASSISTANCE						
72 -000-1030	CASH IN BANK	21,254.37CR	87,030.14	43,119.52CR	22,656.25	24,047.96
FUND 72 TOTAL		21,254.37CR	87,030.14	43,119.52CR	22,656.25	24,047.96
AIRPORT						
80 -000-1030	CASH IN BANK	5,971.58	1.87	11.27CR	5,962.18	5,965.18
80 -000-1032	CLEARING	0.00	0.00	0.00	0.00	0.00
80 -000-1040	CASH IN TEXPOOL	0.00	0.00	0.00	0.00	0.00
FUND 80 TOTAL		5,971.58	1.87	11.27CR	5,962.18	5,965.18
JAIL COMMISSARY						
81 -000-1030	CASH IN BANK	2,258.08CR	2,846.45	155.67CR	432.70	31.89
81 -000-1040	CASH IN TEXPOOL	0.00	0.00	0.00	0.00	0.00
FUND 81 TOTAL		2,258.08CR	2,846.45	155.67CR	432.70	31.89
STATE FEES						
88 -000-1030	CASH IN BANK	104,298.85	23,881.69	76,972.08CR	51,208.46	106,774.83
FUND 88 TOTAL		104,298.85	23,881.69	76,972.08CR	51,208.46	106,774.83
TRUST INVESTMENT						
89 -000-1020	CASH- WILBREEZE	0.00	0.00	0.00	0.00	0.00
89 -000-1030	CASH IN BANK	0.00	0.00	0.00	0.00	0.00
89 -000-1040	CASH IN TEXPOOL	73,753.58	3.48	0.00	73,757.06	73,753.69
89 -000-1060	CASH IN BANK - M	30,910.51	10.50	0.00	30,921.01	30,910.85
FUND 89 TOTAL		104,664.09	13.98	0.00	104,678.07	104,664.54
DISTRICT CLERK RESRV ACCT						
90 -000-1030	CASH IN BANK	164,352.70	9,435.42	18,805.84CR	154,982.28	154,974.22

DATES: 7/01/2015- 7/31/2015

		BEGINNING BALANCE	TOTAL DEBITS	TOTAL CREDITS	ENDING BALANCE	AVERAGE DAILY BALANCE
90 -000-1040	CASH IN TEXPOOL	0.00	0.00	0.00	0.00	0.00
	FUND 90 TOTAL	164,352.70	9,435.42	18,805.84CR	154,982.28	154,974.22
CNTYWIDE DRAINAGE DIST						
92 -000-1030	CASH IN BANK	9,812.78	7,820.86	17,633.64CR	0.00	8,087.35
92 -000-1040	CASH IN TEXPOOL	0.00	0.00	0.00	0.00	0.00
	FUND 92 TOTAL	9,812.78	7,820.86	17,633.64CR	0.00	8,087.35
	REPORT TOTALS	9,847,979.45	780,061.06	1,365,547.34CR	9,262,493.17	9,669,896.25



EL CAMPO, TX

Pledge Security Listing

July 31, 2015



ID	CUSTIP	Description	Safekkeeping Location	Safekkeeping Receipt	Coupon	Maturity Date	Call Date	Moody	S&P	Fitch	FASB115	Face Amount	Current Par	Book Value	Current	Market Value	Gain(Loss)
JACKSON COUNTY																	
863	31335HQ30	FHLMC C90474	FHLB	xxx	7.00	08/01/2021		AAA	AA+	AAA	HTH	1,000,000	8,188.16	8,189.83	9,096.31	906.48	
1115	31400EFL9	FNMA 685179	FHLB	xxx	5.00	03/01/2018		AAA	AA+	AAA	HTH	9,500,000	299,158.14	299,219.52	311,681.67	12,462.15	
2047	3128MBNA1	FHLMC G12885	FHLB	x	5.00	06/01/2021		AAA	AA+	AAA	HTH	8,737,000	737,235.31	737,224.05	784,900.20	47,676.15	
2412	3128MBTJ6	FHLMC G13053	FHLB	x	4.50	04/01/2023		AAA	AA+	AAA	HTH	13,200,000	892,458.07	894,729.77	955,591.85	60,862.08	
2493	31417ADJ5	FNMA AB3704	FHLB	x	3.00	10/01/2021		AAA	AA+	AAA	HTH	8,535,819	2,889,782.15	2,918,330.01	2,988,959.04	70,629.03	
2516	3138AXXQ9	FNMA A36086	FHLB	x	3.00	12/01/2026		AAA	AA+	AAA	HTH	4,400,000	2,161,861.02	2,186,182.50	2,237,445.09	51,262.59	
3546	31410LKN1	FNMA B90501	FHLB		2.00	11/01/2027		AAA	AA+	AAA	HTH	11,250,000	8,318,753.55	8,450,916.28	8,160,073.33	(290,842.95)	
3615	31307BFM7	FHLMC J22872	FHLB		2.00	03/01/2028		AAA	AA+	AAA	HTH	9,000,000	7,004,961.99	7,048,555.76	6,865,037.87	(183,517.89)	
Total for JACKSON COUNTY												65,622,819	22,312,398.39	22,543,347.72	22,312,785.36	(230,562.36)	



Inventory | Pledge Entity | v1.2

Although the information in this report has been obtained from sources believed to be reliable, its accuracy cannot be guaranteed.

Page 1 of 1

8/3/2015 2:01:46 PM
1.800.922.9850 | mcplanning.com

<u>INVESTMENTS</u>	<u>NAME</u>	<u>ACCT #</u>	<u>06/30/2015</u>	<u>INTEREST</u>	<u>DEPOSIT</u>	<u>WITHDRAW</u>	<u>07/31/2015</u>
			<u>BALANCE</u>	<u>INTEREST</u>	<u>DEPOSIT</u>	<u>WITHDRAW</u>	<u>BALANCE</u>
	Road & Bridge Precinct #1	1100	15,026.99	0.86			15,027.85
	Road & Bridge Precinct #2	1200	15,264.65	0.86			15,265.51
	Road & Bridge Precinct #3	1300	23,993.61	1.24			23,994.85
	Road & Bridge Precinct #4	1400	14,575.50	0.83			14,576.33
	General	1500	246,520.21	13.15			246,533.36
	Moore Seizure	7104	2,468.80				2,468.80
	DeLeon Seizure	7203	1,865.18				1,865.18
	Rojas Seizure	7210	10,912.97	0.62			10,913.59
	Ewing Seizure	7213	10,719.76	0.62			10,720.38
	Roman Seizure	7301	5,265.88	0.31			5,266.19
	Barron Seizure	7308	4,972.66	0.31			4,972.97
	Guerrero Seizure	7309	15,313.04	0.86			15,313.90
	Villareal Seizure #2	7319	1,903.66				1,903.66
	Villareal Seizure #3	7320	1,665.10				1,665.10
	Binding Heirs Trust Cause #4563	7406	2,224.09				2,224.09
	Cordete Church & Cemetery	7502	7,898.25	0.31			7,898.56
	Callis Receivership	7504	8,544.19	0.45			8,544.64
	TOTAL IN TEXPOOL		389,134.54	20.42	0.00	0.00	389,154.96
	AVERAGE INTEREST		0.0575%				0.0630%
	Texas CLASS		505,661.47	67.12			505,728.59
	AVERAGE INTEREST		0.1500%				0.1600%
	Transfer Station Certificate of Deposit	Prosperity	17,764.26				17,764.26
	Depository Money Market	Prosperity	6,313,362.40	2,140.70		375,000.00	5,940,503.10
	AVERAGE INTEREST		0.4000%				0.4000%
	Sandovel & Dean Seizure Money Market	Prosperity	30,910.51	10.50			30,921.01
	AVERAGE INTEREST		0.4000%				0.4000%
	DEPOSITORY BANK ACCOUNT INTEREST			757.69			
	Cafeteria (Flexible Spending) Account		10,481.72			718.82	9,762.90

This report is made in accordance with provisions of Government Code 2256 (Section 2256.023), the Public Funds Investment Act. The investments held in the Jackson County portfolio comply with the Public Funds Investment Act and the County's investment policy and strategies.

This report is true and correct to the best of my knowledge and belief according to the records of this office.

Mary Horton

Mary Horton, CCT, CIO