


MINUTES OF COUNTY FINANCES

TREASURER'S REPORT


IN THE MATTER OF COUNTY
FINANCES IN THE HANDS OF
MARY HORTON, TREASURER
OF JACKSON COUNTY, TEXAS

COMMISSIONERS' COURT JACKSON
COUNTY, TEXAS IN REGULAR
SESSION FEBRUARY TERM 2015

IN ACCORDANCE with Section 114.026, Local Government Code, we, the undersigned, constituting the entire Commissioners' Court of said County, certify that on the 23rd day of February 2015, at the Regular term of Court, we compared and examined the monthly report of Mary Horton, Treasurer of Jackson County, Texas, for January 2015, and finding the same correct, entered an order in the Minutes approving said report, which states total cash and other assets on hand as: **\$8,812,502.16.**




Dennis Simons, County Judge




Wayne Hunt, Commissioner Pct. 1



Wayne Bubela, Commissioner Pct. 2



Johnny E. Belicek, Commissioner Pct. 3



Dennis Karl, Commissioner Pct. 4

SWORN TO AND SUBSCRIBED BEFORE ME, by Dennis Simons, County Judge, and County Commissioners of said Jackson County, each respectively, on this the 23rd day of February A.D., 2015.



Attest: Barbara Williams, County Clerk

FILED FOR RECORD THIS the 23rd day of February A.D., 2015, and recorded on the 23rd day of February A.D., 2015.



Barbara Williams, County Clerk and
Ex-Officio Clerk of the Commissioners'
Court in and for Jackson County, Texas.

By: _____
Deputy

DATES: 1/01/2015- 1/31/2015

		BEGINNING	TOTAL	TOTAL	ENDING	AVERAGE
		BALANCE	DEBITS	CREDITS	BALANCE	DAILY
						BALANCE
GENERAL						
10 -000-1020	CHANGE FUND/PETT	1,211.00	916.00	0.00	2,127.00	1,388.29
10 -000-1030	CASH IN BANK	109,960.12	1,260,930.75	1,212,589.48CR	158,301.39	172,238.93
10 -000-1034	CASH IN BANK -	2,767.57	3,645.72	2,718.57CR	3,694.72	1,328.42
10 -000-1040	CASH IN TEX POOL	246,458.38	9.72	0.00	246,468.10	246,458.69
10 -000-1042	CASH IN TEXAS CL	505,347.16	45.07	0.00	505,392.23	505,348.61
10 -000-1045	CASH IN T BILLS	0.00	0.00	0.00	0.00	0.00
10 -000-1046	CASH IN C.D.'S	17,737.72	0.00	0.00	17,737.72	17,737.72
10 -000-1051	CASH IN ESCROW-L	2,584.02	0.00	0.00	2,584.02	2,584.02
10 -000-1060	CASH IN MONEY MA	3,761,517.92	661,401.28	0.00	4,422,919.20	4,124,788.93
	FUND 10 TOTAL	4,647,583.89	1,926,948.54	1,215,308.05CR	5,359,224.38	5,071,873.61
PERMANENT IMPROVEMENT						
12 -000-1030	CASH IN BANK	246,998.20	0.00	0.00	246,998.20	246,998.20
12 -000-1040	CASH IN TEX POOL	0.00	0.00	0.00	0.00	0.00
	FUND 12 TOTAL	246,998.20	0.00	0.00	246,998.20	246,998.20
COMMISSARY TELEPHONE						
15 -000-1030	CASH IN BANK	65,556.05	3,274.52	3,240.89CR	65,589.68	66,114.50
15 -000-1040	CASH IN TEXPOOL	0.00	0.00	0.00	0.00	0.00
	FUND 15 TOTAL	65,556.05	3,274.52	3,240.89CR	65,589.68	66,114.50
DISTRICT ATTORNEY-HOT CHK						
17 -000-1030	CASH IN BANK	4,523.73	1,893.20	0.00	6,416.93	4,645.87
17 -000-1040	CASH IN TEX POOL	0.00	0.00	0.00	0.00	0.00
	FUND 17 TOTAL	4,523.73	1,893.20	0.00	6,416.93	4,645.87
ELECTIONS ADMINISTRATION						
18 -000-1030	CASH IN BANK	864.28	0.00	0.00	864.28	864.28
	FUND 18 TOTAL	864.28	0.00	0.00	864.28	864.28
FORFEITURE-DIST ATTORNEY						
19 -000-1030	CASH IN BANK	285,422.83	0.00	1,680.06CR	283,742.77	284,598.64
19 -000-1040	CASH IN TEXPOOL	0.00	0.00	0.00	0.00	0.00
	FUND 19 TOTAL	285,422.83	0.00	1,680.06CR	283,742.77	284,598.64

		BEGINNING	TOTAL	TOTAL	ENDING	AVERAGE
		BALANCE	DEBITS	CREDITS	BALANCE	DAILY
						BALANCE
FORFEITURE-SHERIFF						
21 -000-1030	CASH IN BANK	38,936.11	0.00	243.89CR	38,692.22	38,826.54
21 -000-1040	CASH IN TEXPOOL	0.00	0.00	0.00	0.00	0.00
	FUND 21 TOTAL	38,936.11	0.00	243.89CR	38,692.22	38,826.54
TECHNOLOGY FUND						
23 -000-1030	CASH IN BANK	1,226.24	964.59	3,750.00CR	1,559.17CR	810.01
23 -000-1040	CASH IN TEXPOOL	0.00	0.00	0.00	0.00	0.00
	FUND 23 TOTAL	1,226.24	964.59	3,750.00CR	1,559.17CR	810.01
JUV PROB DISCRETIONARY						
24 -000-1030	CASH IN BANK	717.45	366.00	0.00	1,083.45	729.26
	FUND 24 TOTAL	717.45	366.00	0.00	1,083.45	729.26
JUVENILE PROBATION GRANTS						
25 -000-1030	CASH IN BANK	21,389.62	10,685.00	12,229.18CR	19,845.44	21,699.42
25 -000-1040	CASH IN TEXPOOL	0.00	0.00	0.00	0.00	0.00
	FUND 25 TOTAL	21,389.62	10,685.00	12,229.18CR	19,845.44	21,699.42
LAW LIBRARY						
26 -000-1030	CASH IN BANK	6,685.64	585.00	1,021.00CR	6,249.64	6,166.77
	FUND 26 TOTAL	6,685.64	585.00	1,021.00CR	6,249.64	6,166.77
LEOSE-LAW ENF OFFICERS ED						
27 -000-1030	CASH IN BANK	3,947.98	0.00	0.00	3,947.98	3,947.98
	FUND 27 TOTAL	3,947.98	0.00	0.00	3,947.98	3,947.98
LIBRARY-MEMORIAL FUND						
28 -000-1030	CASH IN BANK	58,641.48	248.00	701.69CR	58,187.79	58,494.90
28 -000-1040	CASH IN TEXPOOL	0.00	0.00	0.00	0.00	0.00
	FUND 28 TOTAL	58,641.48	248.00	701.69CR	58,187.79	58,494.90

DATES: 1/01/2015- 1/31/2015

		BEGINNING	TOTAL	TOTAL	ENDING	AVERAGE
		BALANCE	DEBITS	CREDITS	BALANCE	DAILY
						BALANCE
RECORDS MGT- COUNTY CLERK						
29 -000-1030	CASH IN BANK	67,601.96	6,580.00	2,453.14CR	71,728.82	68,984.31
29 -000-1040	CASH IN TEXPOOL	0.00	0.00	0.00	0.00	0.00
	FUND 29 TOTAL	67,601.96	6,580.00	2,453.14CR	71,728.82	68,984.31
RECORDS MGT - COUNTY						
30 -000-1030	CASH IN BANK	21,353.94	706.68	0.00	22,060.62	21,479.21
30 -000-1040	CASH IN TEXPOOL	0.00	0.00	0.00	0.00	0.00
	FUND 30 TOTAL	21,353.94	706.68	0.00	22,060.62	21,479.21
RECORDS MGT - DIST CLERK						
31 -000-1030	CASH IN BANK	68.75CR	345.00	0.00	276.25	19.80
31 -000-1040	CASH IN TEXPOOL	0.00	0.00	0.00	0.00	0.00
	FUND 31 TOTAL	68.75CR	345.00	0.00	276.25	19.80
SECURITY FUND						
32 -000-1030	CASH IN BANK	60,439.52	1,191.00	805.28CR	60,825.24	60,615.51
32 -000-1040	CASH IN TEXPOOL	0.00	0.00	0.00	0.00	0.00
	FUND 32 TOTAL	60,439.52	1,191.00	805.28CR	60,825.24	60,615.51
CHILD ABUSE PREVENTION						
34 -000-1030	CASH IN BANK	287.00	67.00	0.00	354.00	307.52
	FUND 34 TOTAL	287.00	67.00	0.00	354.00	307.52
CHILD WELFARE						
35 -000-1030	CASH IN BANK	9,416.11	0.00	0.00	9,416.11	9,416.11
35 -000-1040	CASH IN TEXPOOL	0.00	0.00	0.00	0.00	0.00
	FUND 35 TOTAL	9,416.11	0.00	0.00	9,416.11	9,416.11
HISTORICAL COMMISSION						
36 -000-1030	CASH IN BANK	32,557.11	124.00	0.00	32,681.11	32,629.11
36 -000-1040	CASH IN TEX POOL	0.00	0.00	0.00	0.00	0.00
	FUND 36 TOTAL	32,557.11	124.00	0.00	32,681.11	32,629.11

DATES: 1/01/2015- 1/31/2015

		BEGINNING	TOTAL	TOTAL	ENDING	AVERAGE
		BALANCE	DEBITS	CREDITS	BALANCE	DAILY
						BALANCE
MEDIATION FUND						
37 -000-1030	CASH IN BANK	1,450.00	0.00	0.00	1,450.00	1,450.00
	FUND 37 TOTAL	1,450.00	0.00	0.00	1,450.00	1,450.00
BRIDGE REPLACEMENT						
39 -000-1030	CASH IN BANK	50,000.00	0.00	0.00	50,000.00	50,000.00
	FUND 39 TOTAL	50,000.00	0.00	0.00	50,000.00	50,000.00
HIGHWAY						
40 -000-1030	CASH IN BANK	294,985.68CR	54,997.01	171.29CR	240,159.96CR	271,080.14CR
	FUND 40 TOTAL	294,985.68CR	54,997.01	171.29CR	240,159.96CR	271,080.14CR
ROAD & BRIDGE GEN NO. 1						
41 -000-1030	CASH IN BANK	471,089.52	123.20	28,728.46CR	442,484.26	457,200.28
41 -000-1040	CASH IN TEX POOL	15,023.33	0.66	0.00	15,023.99	15,023.35
	FUND 41 TOTAL	486,112.85	123.86	28,728.46CR	457,508.25	472,223.63
ROAD & BRIDGE GEN NO. 2						
42 -000-1030	CASH IN BANK	566,337.37	0.00	72,351.14CR	493,986.23	540,778.35
42 -000-1040	CASH IN TEXPOOL	15,260.98	0.66	0.00	15,261.64	15,261.00
	FUND 42 TOTAL	581,598.35	0.66	72,351.14CR	509,247.87	556,039.35
ROAD & BRIDGE GEN NO. 3						
43 -000-1030	CASH IN BANK	304,792.23	12.35	28,969.87CR	275,834.71	290,562.69
43 -000-1040	CASH IN TEX POOL	23,987.42	0.97	0.00	23,988.39	23,987.45
	FUND 43 TOTAL	328,779.65	13.32	28,969.87CR	299,823.10	314,550.14
ROAD & BRIDGE GEN NO. 4						
44 -000-1030	CASH IN BANK	719,336.04	0.00	57,412.51CR	661,923.53	685,920.75
44 -000-1040	CASH IN TEX POOL	14,571.88	0.62	0.00	14,572.50	14,571.90
	FUND 44 TOTAL	733,907.92	0.62	57,412.51CR	676,496.03	700,492.65

		BEGINNING	TOTAL	TOTAL	ENDING	AVERAGE
		BALANCE	DEBITS	CREDITS	BALANCE	DAILY
						BALANCE
ROAD & BRIDGE LATERAL RD						
45 -000-1030	CASH IN BANK	20,945.88	0.00	0.00	20,945.88	20,945.88
	FUND 45 TOTAL	20,945.88	0.00	0.00	20,945.88	20,945.88
PCT#1 EQUIPMENT REPLACMNT						
50 -000-1030	CASH IN BANK	25,596.05	0.00	0.00	25,596.05	25,596.05
50 -000-1040	CASH IN TEX POOL	0.00	0.00	0.00	0.00	0.00
	FUND 50 TOTAL	25,596.05	0.00	0.00	25,596.05	25,596.05
PCT#2 EQUIPMENT REPLACMNT						
51 -000-1030	CASH IN BANK	90,410.19	0.00	0.00	90,410.19	90,410.19
51 -000-1040	CASH IN TEX POOL	0.00	0.00	0.00	0.00	0.00
	FUND 51 TOTAL	90,410.19	0.00	0.00	90,410.19	90,410.19
PCT#3 EQUIPMENT REPLACMNT						
52 -000-1030	CASH IN BANK	3.03	0.00	0.00	3.03	3.03
52 -000-1040	CASH IN TEX POOL	0.00	0.00	0.00	0.00	0.00
	FUND 52 TOTAL	3.03	0.00	0.00	3.03	3.03
PCT#4 EQUIPMENT REPLACMNT						
53 -000-1030	CASH IN BANK	95,218.89	0.00	0.00	95,218.89	95,218.89
53 -000-1040	CASH IN TEX POOL	0.00	0.00	0.00	0.00	0.00
	FUND 53 TOTAL	95,218.89	0.00	0.00	95,218.89	95,218.89
CONSTRUCTION GRANTS						
55 -000-1030	CASH IN BANK	0.00	0.00	0.00	0.00	0.00
55 -000-1050	CASH-COMMUNITY A	0.00	0.00	0.00	0.00	0.00
	FUND 55 TOTAL	0.00	0.00	0.00	0.00	0.00
MAURITZ CAMP FUND						
56 -000-1030	CASH IN BANK	11,384.15	0.00	0.00	11,384.15	11,384.15
56 -000-1040	CASH IN TEXPOOL	0.00	0.00	0.00	0.00	0.00
	FUND 56 TOTAL	11,384.15	0.00	0.00	11,384.15	11,384.15

DATES: 1/01/2015- 1/31/2015

		BEGINNING	TOTAL	TOTAL	ENDING	AVERAGE
		BALANCE	DEBITS	CREDITS	BALANCE	DAILY
						BALANCE
ABANDONED MOTOR VEHICLE						
57 -000-1030	CASH IN BANK	17,698.18	879.00	6,406.00CR	12,171.18	13,905.53
57 -000-1040	CASH IN TEXPOOL	0.00	0.00	0.00	0.00	0.00
57 -000-1055	CASH IN BANK - A	1,840.64	0.00	0.00	1,840.64	1,840.64
FUND 57	TOTAL	19,538.82	879.00	6,406.00CR	14,011.82	15,746.17
COASTAL IMPCT ASSISTANCE						
72 -000-1030	CASH IN BANK	31,986.52	7,514.48	2,171.50CR	37,329.50	32,879.74
FUND 72	TOTAL	31,986.52	7,514.48	2,171.50CR	37,329.50	32,879.74
AIRPORT						
80 -000-1030	CASH IN BANK	4,575.87	650.00	319.98CR	4,905.89	4,495.24
80 -000-1032	CLEARING	0.00	0.00	0.00	0.00	0.00
80 -000-1040	CASH IN TEXPOOL	0.00	0.00	0.00	0.00	0.00
FUND 80	TOTAL	4,575.87	650.00	319.98CR	4,905.89	4,495.24
JAIL COMMISSARY						
81 -000-1030	CASH IN BANK	239.06	0.00	882.64CR	643.58CR	209.08CR
81 -000-1040	CASH IN TEXPOOL	0.00	0.00	0.00	0.00	0.00
FUND 81	TOTAL	239.06	0.00	882.64CR	643.58CR	209.08CR
STATE FEES						
88 -000-1030	CASH IN BANK	74,913.57	35,667.26	59,644.40CR	50,936.43	81,224.55
FUND 88	TOTAL	74,913.57	35,667.26	59,644.40CR	50,936.43	81,224.55
TRUST INVESTMENT						
89 -000-1020	CASH- WILBREEZE	0.00	0.00	0.00	0.00	0.00
89 -000-1030	CASH IN BANK	0.00	0.00	0.00	0.00	0.00
89 -000-1040	CASH IN TEXPOOL	74,687.12	2.64	0.00	74,689.76	74,687.21
89 -000-1060	CASH IN BANK - M	30,849.27	10.48	0.00	30,859.75	30,849.61
FUND 89	TOTAL	105,536.39	13.12	0.00	105,549.51	105,536.82
DISTRICT CLERK RESRV ACCT						
90 -000-1030	CASH IN BANK	150,456.00	18,486.54	46.16CR	168,896.38	151,281.80

DATES: 1/01/2015- 1/31/2015

		BEGINNING BALANCE	TOTAL DEBITS	TOTAL CREDITS	ENDING BALANCE	AVERAGE DAILY BALANCE
90 -000-1040	CASH IN TEXPOOL	0.00	0.00	0.00	0.00	0.00
	FUND 90 TOTAL	150,456.00	18,486.54	46.16CR	168,896.38	151,281.80
CNTYWIDE DRAINAGE DIST						
92 -000-1030	CASH IN BANK	121,156.36	209,160.48	183,349.85CR	146,966.99	192,684.62
92 -000-1040	CASH IN TEXPOOL	0.00	0.00	0.00	0.00	0.00
	FUND 92 TOTAL	121,156.36	209,160.48	183,349.85CR	146,966.99	192,684.62
	REPORT TOTALS	8,212,904.26	2,281,484.88	1,681,886.98CR	8,812,502.16	8,650,095.23
=====						

Pledge Security Listing

January 31, 2015

ID	CUSIP	Description	Safekeeping Location	Safekeeping Receipt	Coupon	Maturity Date	Call Date	Moody	S&P	Fitch	FASB115	Face Amount	Current Par	Current Book Value	Market Value	Gain(Loss)
JACKSON COUNTY																
863	31335HQ30	FHLMC C90474	FHLB	xxx	7.00	08/01/2021		AAA	AA+	AAA	HTM	1,057,687	10,447.46	10,450.07	11,561.29	1,111.22
1115	31400EFU9	FNMA 685179	FHLB	xxx	5.00	03/01/2018		AAA	AA+	AAA	HTM	9,500,000	408,986.21	409,118.01	427,886.93	18,768.92
2047	3128MBNA1	FHLMC G12885	FHLB	x	5.00	06/01/2021		AAA	AA+	AAA	HTM	8,737,093	886,167.89	886,150.20	946,240.09	60,089.89
2412	3128MBTJ6	FHLMC G13053	FHLB	x	4.50	04/01/2023		AAA	AA+	AAA	HTM	13,200,000	1,027,110.61	1,030,285.62	1,099,715.02	69,429.40
2473	31416XHX1	FNMA AB2045	FHLB	x	3.50	01/01/2021		AAA	AA+	AAA	HTM	3,747,053	1,158,394.20	1,162,472.39	1,207,610.90	45,138.51
2493	31417ADJ5	FNMA AB3704	FHLB	x	3.00	10/01/2021		AAA	AA+	AAA	HTM	8,535,819	3,373,424.38	3,414,519.53	3,489,801.38	75,281.86
2516	3138AXXQ9	FNMA AJ6086	FHLB	x	3.00	12/01/2026		AAA	AA+	AAA	HTM	4,400,000	2,406,281.24	2,437,057.50	2,521,391.72	84,334.22
3546	31410LKN1	FNMA 890501	FHLB		2.00	11/01/2027		AAA	AA+	AAA	HTM	11,250,000	8,912,347.65	9,069,282.67	8,965,153.31	(104,129.36)
3615	31307BFM7	FHLMC J22872	FHLB		2.00	03/01/2028		AAA	AA+	AAA	HTM	9,000,000	7,474,103.10	7,525,355.82	7,510,912.98	(14,442.84)
3999	3128MMRT2	FHLMC G18497	FHLB		3.00	01/01/2029		AAA	AA+	AAA	HTM	5,000,000	4,478,330.15	4,555,664.76	4,685,676.84	130,012.08
Total for JACKSON COUNTY												74,427,652	30,135,592.89	30,500,356.57	30,865,950.46	365,593.90

<u>INVESTMENTS</u>	<u>NAME</u>	<u>ACCT #</u>	<u>12/31/2014 BALANCE</u>	<u>INTEREST</u>	<u>DEPOSIT</u>	<u>WITHDRAW</u>	<u>01/31/2015 BALANCE</u>
	Road & Bridge Precinct #1	1100	15,023.33	0.66			15,023.99
	Road & Bridge Precinct #2	1200	15,260.98	0.66			15,261.64
	Road & Bridge Precinct #3	1300	23,987.42	0.97			23,988.39
	Road & Bridge Precinct #4	1400	14,571.88	0.62			14,572.50
	General	1500	246,458.38	9.72			246,468.10
	Moore Seizure	7104	2,468.80				2,468.80
	DeLeon Seizure	7203	1,865.18				1,865.18
	Rojas Seizure	7210	10,910.15	0.35			10,910.50
	Ewing Seizure	7213	10,717.07	0.35			10,717.42
	Roman Seizure	7301	5,264.07	0.31			5,264.38
	Barron Seizure	7308	4,970.85	0.31			4,971.16
	Guerrero Seizure	7309	15,309.37	0.66			15,310.03
	Villareal Seizure #2	7319	1,903.66				1,903.66
	Villareal Seizure #3	7320	1,665.10				1,665.10
	Binning Heirs Trust Cause #4563	7406	2,224.09				2,224.09
	Cordele Church & Cemetery	7502	8,846.40	0.35			8,846.75
	Callis Receivership	7504	8,542.38	0.31			8,542.69
TOTAL IN TEXPOOL			389,989.11	15.27	0.00	0.00	390,004.38
AVERAGE INTEREST			0.0418%				0.0465%
Texas CLASS			505,347.16	45.07			505,392.23
AVERAGE INTEREST			0.1000%				0.1100%
Transfer Station Certificate of Deposit		Prosperity	17,737.72				17,737.72
Depository Money Market		Prosperity	3,761,517.92	1,401.28	660,000.00		4,422,919.20
AVERAGE INTEREST			0.4000%				0.4000%
Sandoval & Dean Seizure Money Market		Prosperity	30,849.27	10.48			30,859.75
AVERAGE INTEREST			0.4000%				0.4000%
DEPOSITORY BANK ACCOUNT INTEREST				1,108.08			
Cafeteria (Flexible Spending) Account			1,689.68		25,597.92	5,873.88	21,413.72

This report is made in accordance with provisions of Government Code 2256 (Section 2256.023), the Public Funds Investment Act.

The investments held in the Jackson County portfolio comply with the Public Funds Investment Act and the County's investment policy and strategies.

This report is true and correct to the best of my knowledge and belief according to the records of this office.

Mary Horton

Mary Horton, CCT, CIO