


**MINUTES OF COUNTY FINANCES  
TREASURER'S REPORT**

IN THE MATTER OF COUNTY  
FINANCES IN THE HANDS OF  
MARY HORTON, TREASURER  
OF JACKSON COUNTY, TEXAS

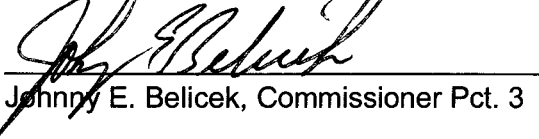
COMMISSIONERS' COURT JACKSON  
COUNTY, TEXAS IN REGULAR  
SESSION JANUARY TERM 2013

IN ACCORDANCE with Section 114.026, Local Government Code, we, the undersigned, constituting the entire Commissioners' Court of said County, certify that on the 28th day of January 2013, at the Regular term of Court, we compared and examined the monthly report of Mary Horton, Treasurer of Jackson County, Texas, for December 2012, and finding the same correct, entered an order in the Minutes approving said report, which states total cash and other assets on hand as: **\$9,157,900.13.**

  
Dennis Simons, County Judge

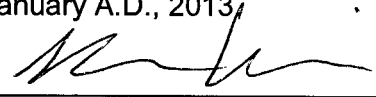
  
Wayne Hunt, Commissioner Pct. 1

  
Wayne Bubela, Commissioner Pct. 2


  
Johnny E. Belicek, Commissioner Pct. 3

  
Larry Deyton, Commissioner Pct. 4

SWORN TO AND SUBSCRIBED BEFORE ME, by Dennis Simons, County Judge, and County Commissioners of said Jackson County, each respectively, on this the 28th day of January A.D., 2013.

  
Attest: Barbara Williams, County Clerk

FILED FOR RECORD THIS the 28th day of January A.D., 2013, and recorded on the 28th day of January A.D., 2013.

  
Barbara Williams, County Clerk and  
Ex-Officio Clerk of the Commissioners'  
Court in and for Jackson County, Texas.

By: \_\_\_\_\_  
Deputy

		BEGINNING BALANCE	TOTAL DEBITS	TOTAL CREDITS	ENDING BALANCE	AVERAGE DAILY BALANCE
<b>GENERAL</b>						
10 -000-1020	CHANGE FUND/PETT	141.00	0.00	0.00	141.00	141.00
10 -000-1030	CASH IN BANK	196,433.54	1,256,159.74	1,609,760.60CR	157,167.32CR	326,749.40
10 -000-1034	CASH IN BANK -	2,557.57	618.01	2,524.57CR	651.01	1,176.36
10 -000-1040	CASH IN TEX POOL	246,176.76	33.55	0.00	246,210.31	246,179.87
10 -000-1042	CASH IN TEXAS CL	504,097.93	88.25	0.00	504,186.18	504,100.78
10 -000-1045	CASH IN T BILLS	0.00	0.00	0.00	0.00	0.00
10 -000-1046	CASH IN C.D.'S	17,618.53	13.14	0.00	17,631.67	17,627.43
10 -000-1051	CASH IN ESCROW-L	980.98	0.00	0.00	980.98	980.98
10 -000-1060	CASH IN MONEY MA	4,400,000.00	511,688.19	4,092.12CR	4,907,596.07	4,468,415.57
	<b>FUND 10 TOTAL</b>	<b>5,368,006.31</b>	<b>1,768,600.88</b>	<b>1,616,377.29CR</b>	<b>5,520,229.90</b>	<b>5,565,371.39</b>
<b>SALES TAX</b>						
11 -000-1030	CASH IN BANK	0.00	0.00	0.00	0.00	0.00
11 -000-1040	CASH IN TEX POOL	0.00	0.00	0.00	0.00	0.00
	<b>FUND 11 TOTAL</b>	<b>0.00</b>	<b>0.00</b>	<b>0.00</b>	<b>0.00</b>	<b>0.00</b>
<b>PERMANENT IMPROVEMENT</b>						
12 -000-1030	CASH IN BANK	284,751.56	137.69	0.00	284,889.25	284,756.00
12 -000-1040	CASH IN TEX POOL	1,025.64	0.00	0.00	1,025.64	1,025.64
	<b>FUND 12 TOTAL</b>	<b>285,777.20</b>	<b>137.69</b>	<b>0.00</b>	<b>285,914.89</b>	<b>285,781.64</b>
<b>COMMISSARY TELEPHONE</b>						
15 -000-1030	CASH IN BANK	34,754.83	4,602.58	5,306.67CR	34,050.74	34,623.73
15 -000-1040	CASH IN TEXPOOL	4,000.59	0.62	0.59CR	4,000.62	4,000.02
	<b>FUND 15 TOTAL</b>	<b>38,755.42</b>	<b>4,603.20</b>	<b>5,307.26CR</b>	<b>38,051.36</b>	<b>38,623.75</b>
<b>COURT REPORTER SERVICES</b>						
16 -000-1030	CASH IN BANK	75.00	0.00	75.00CR	0.00	72.58
	<b>FUND 16 TOTAL</b>	<b>75.00</b>	<b>0.00</b>	<b>75.00CR</b>	<b>0.00</b>	<b>72.58</b>
<b>DISTRICT ATTORNEY-HOT CHK</b>						
17 -000-1030	CASH IN BANK	12,725.29	4,065.50	0.00	16,790.79	15,085.90
17 -000-1040	CASH IN TEX POOL	0.00	0.00	0.00	0.00	0.00
	<b>FUND 17 TOTAL</b>	<b>12,725.29</b>	<b>4,065.50</b>	<b>0.00</b>	<b>16,790.79</b>	<b>15,085.90</b>

		BEGINNING BALANCE	TOTAL DEBITS	TOTAL CREDITS	ENDING BALANCE	AVERAGE DAILY BALANCE
ELECTIONS ADMINISTRATION						
18 -000-1030	CASH IN BANK	138.92	0.00	0.00	138.92	138.92
	FUND 18 TOTAL	<u>138.92</u>	<u>0.00</u>	<u>0.00</u>	<u>138.92</u>	<u>138.92</u>
FORFEITURE-DIST ATTORNEY						
19 -000-1030	CASH IN BANK	65,360.95	31.23	1,685.60CR	63,706.58	64,576.27
19 -000-1040	CASH IN TEXPOOL	9,040.30	1.19	0.00	9,041.49	9,040.34
	FUND 19 TOTAL	<u>74,401.25</u>	<u>32.42</u>	<u>1,685.60CR</u>	<u>72,748.07</u>	<u>73,616.61</u>
CAPITAL MURDER						
20 -000-1030	CASH IN BANK	0.00	0.00	0.00	0.00	0.00
20 -000-1040	CASH IN TEXPOOL	0.00	0.00	0.00	0.00	0.00
	FUND 20 TOTAL	<u>0.00</u>	<u>0.00</u>	<u>0.00</u>	<u>0.00</u>	<u>0.00</u>
FORFEITURE-SHERIFF						
21 -000-1030	CASH IN BANK	40,907.90	19.04	2,406.84CR	38,520.10	39,371.72
21 -000-1040	CASH IN TEXPOOL	5,645.17	0.69	0.00	5,645.86	5,645.19
	FUND 21 TOTAL	<u>46,553.07</u>	<u>19.73</u>	<u>2,406.84CR</u>	<u>44,165.96</u>	<u>45,016.91</u>
HEALTH						
22 -000-1020	CHANGE FUND/PETT	0.00	0.00	0.00	0.00	0.00
22 -000-1030	CASH IN BANK	0.00	0.00	0.00	0.00	0.00
22 -000-1040	CASH IN TEXPOOL	0.00	0.00	0.00	0.00	0.00
	FUND 22 TOTAL	<u>0.00</u>	<u>0.00</u>	<u>0.00</u>	<u>0.00</u>	<u>0.00</u>
TECHNOLOGY FUND						
23 -000-1030	CASH IN BANK	2,036.41	651.10	178.05CR	2,509.46	2,244.81
23 -000-1040	CASH IN TEXPOOL	0.00	0.00	0.00	0.00	0.00
	FUND 23 TOTAL	<u>2,036.41</u>	<u>651.10</u>	<u>178.05CR</u>	<u>2,509.46</u>	<u>2,244.81</u>
JUV PROB DISCRETIONARY						
24 -000-1030	CASH IN BANK	6,193.10	253.00	0.00	6,446.10	6,254.91
	FUND 24 TOTAL	<u>6,193.10</u>	<u>253.00</u>	<u>0.00</u>	<u>6,446.10</u>	<u>6,254.91</u>

		BEGINNING BALANCE	TOTAL DEBITS	TOTAL CREDITS	ENDING BALANCE	AVERAGE DAILY BALANCE
JUVENILE PROBATION GRANTS						
25 -000-1030	CASH IN BANK	25,874.54	10,360.42	18,208.15CR	18,026.81	25,200.12
25 -000-1040	CASH IN TEXPOOL	2,083.49	0.31	0.00	2,083.80	2,083.50
FUND 25	TOTAL	<u>27,958.03</u>	<u>10,360.73</u>	<u>18,208.15CR</u>	<u>20,110.61</u>	<u>27,283.62</u>
LAW LIBRARY						
26 -000-1030	CASH IN BANK	8,865.90	420.00	1,858.20CR	7,427.70	7,914.79
FUND 26	TOTAL	<u>8,865.90</u>	<u>420.00</u>	<u>1,858.20CR</u>	<u>7,427.70</u>	<u>7,914.79</u>
LEOSE-LAW ENF OFFICERS ED						
27 -000-1030	CASH IN BANK	4,136.13	0.00	120.00CR	4,016.13	4,050.97
FUND 27	TOTAL	<u>4,136.13</u>	<u>0.00</u>	<u>120.00CR</u>	<u>4,016.13</u>	<u>4,050.97</u>
LIBRARY-MEMORIAL FUND						
28 -000-1030	CASH IN BANK	54,440.32	120.45	524.12CR	54,036.65	54,286.12
28 -000-1040	CASH IN TEXPOOL	2,125.46	0.31	0.00	2,125.77	2,125.47
FUND 28	TOTAL	<u>56,565.78</u>	<u>120.76</u>	<u>524.12CR</u>	<u>56,162.42</u>	<u>56,411.59</u>
RECORDS MGT- COUNTY CLERK						
29 -000-1030	CASH IN BANK	55,607.65	2,950.00	2,411.85CR	56,145.80	55,680.79
29 -000-1040	CASH IN TEXPOOL	2,600.30	0.31	0.30CR	2,600.31	2,600.01
FUND 29	TOTAL	<u>58,207.95</u>	<u>2,950.31</u>	<u>2,412.15CR</u>	<u>58,746.11</u>	<u>58,280.80</u>
RECORDS MGT - COUNTY						
30 -000-1030	CASH IN BANK	29,376.74	774.09	1,555.66CR	28,595.17	28,461.76
30 -000-1040	CASH IN TEXPOOL	0.00	0.00	0.00	0.00	0.00
FUND 30	TOTAL	<u>29,376.74</u>	<u>774.09</u>	<u>1,555.66CR</u>	<u>28,595.17</u>	<u>28,461.76</u>
RECORDS MGT - DIST CLERK						
31 -000-1030	CASH IN BANK	4,395.47	388.00	0.00	4,783.47	4,569.23
31 -000-1040	CASH IN TEXPOOL	0.00	0.00	0.00	0.00	0.00
FUND 31	TOTAL	<u>4,395.47</u>	<u>388.00</u>	<u>0.00</u>	<u>4,783.47</u>	<u>4,569.23</u>

		BEGINNING BALANCE	TOTAL DEBITS	TOTAL CREDITS	ENDING BALANCE	AVERAGE DAILY BALANCE
SECURITY FUND						
32 -000-1030	CASH IN BANK	78,775.73	1,026.93	1,330.71CR	78,471.95	78,614.82
32 -000-1040	CASH IN TEXPOOL	5,000.61	0.62	0.61CR	5,000.62	5,000.02
FUND 32	TOTAL	<u>83,776.34</u>	<u>1,027.55</u>	<u>1,331.32CR</u>	<u>83,472.57</u>	<u>83,614.84</u>
APPELLATE JUDICIAL SYSTEM						
33 -000-1030	CASH IN BANK	0.00	0.00	0.00	0.00	0.00
FUND 33	TOTAL	<u>0.00</u>	<u>0.00</u>	<u>0.00</u>	<u>0.00</u>	<u>0.00</u>
CHILD ABUSE PREVENTION						
34 -000-1030	CASH IN BANK	1,035.00	45.00	0.00	1,080.00	1,041.29
FUND 34	TOTAL	<u>1,035.00</u>	<u>45.00</u>	<u>0.00</u>	<u>1,080.00</u>	<u>1,041.29</u>
CHILD WELFARE						
35 -000-1030	CASH IN BANK	7,819.73	2.85	2,700.00CR	5,122.58	5,903.69
35 -000-1040	CASH IN TEXPOOL	4,199.63	0.62	0.00	4,200.25	4,199.65
FUND 35	TOTAL	<u>12,019.36</u>	<u>3.47</u>	<u>2,700.00CR</u>	<u>9,322.83</u>	<u>10,103.34</u>
HISTORICAL COMMISSION						
36 -000-1030	CASH IN BANK	32,135.61	230.54	0.00	32,366.15	32,143.05
36 -000-1040	CASH IN TEX POOL	3,504.87	0.40	0.00	3,505.27	3,504.88
FUND 36	TOTAL	<u>35,640.48</u>	<u>230.94</u>	<u>0.00</u>	<u>35,871.42</u>	<u>35,647.93</u>
MEDIATION FUND						
37 -000-1030	CASH IN BANK	1,450.00	0.00	0.00	1,450.00	1,450.00
FUND 37	TOTAL	<u>1,450.00</u>	<u>0.00</u>	<u>0.00</u>	<u>1,450.00</u>	<u>1,450.00</u>
JURY						
38 -000-1030	CASH IN BANK	0.00	0.00	0.00	0.00	0.00
FUND 38	TOTAL	<u>0.00</u>	<u>0.00</u>	<u>0.00</u>	<u>0.00</u>	<u>0.00</u>
HIGHWAY						
40 -000-1030	CASH IN BANK	475,575.17CR	11,242.30	0.00	464,332.87CR	468,921.91CR
FUND 40	TOTAL	<u>475,575.17CR</u>	<u>11,242.30</u>	<u>0.00</u>	<u>464,332.87CR</u>	<u>468,921.91CR</u>

		BEGINNING BALANCE	TOTAL DEBITS	TOTAL CREDITS	ENDING BALANCE	AVERAGE DAILY BALANCE
ROAD & BRIDGE GEN NO. 1						
41 -000-1030	CASH IN BANK	424,802.67	331,359.36	36,194.23CR	719,967.80	460,171.42
41 -000-1040	CASH IN TEX POOL	15,007.23	1.95	0.00	15,009.18	15,007.29
FUND 41 TOTAL		<u>439,809.90</u>	<u>331,361.31</u>	<u>36,194.23CR</u>	<u>734,976.98</u>	<u>475,178.71</u>
ROAD & BRIDGE GEN NO. 2						
42 -000-1030	CASH IN BANK	431,169.68	13,785.57	30,544.87CR	414,410.38	428,558.41
42 -000-1040	CASH IN TEXPOOL	15,244.57	1.95	0.00	15,246.52	15,244.63
FUND 42 TOTAL		<u>446,414.25</u>	<u>13,787.52</u>	<u>30,544.87CR</u>	<u>429,656.90</u>	<u>443,803.04</u>
ROAD & BRIDGE GEN NO. 3						
43 -000-1030	CASH IN BANK	288,859.13	1,333.19	22,241.75CR	267,950.57	280,829.87
43 -000-1040	CASH IN TEX POOL	23,961.06	3.10	0.00	23,964.16	23,961.16
FUND 43 TOTAL		<u>312,820.19</u>	<u>1,336.29</u>	<u>22,241.75CR</u>	<u>291,914.73</u>	<u>304,791.03</u>
ROAD & BRIDGE GEN NO. 4						
44 -000-1030	CASH IN BANK	706,278.42	836.09	44,635.46CR	662,479.05	686,774.40
44 -000-1040	CASH IN TEX POOL	14,556.48	1.91	0.00	14,558.39	14,556.54
FUND 44 TOTAL		<u>720,834.90</u>	<u>838.00</u>	<u>44,635.46CR</u>	<u>677,037.44</u>	<u>701,330.94</u>
ROAD & BRIDGE LATERAL RD						
45 -000-1030	CASH IN BANK	20,964.73	0.00	0.00	20,964.73	20,964.73
FUND 45 TOTAL		<u>20,964.73</u>	<u>0.00</u>	<u>0.00</u>	<u>20,964.73</u>	<u>20,964.73</u>
PCT#1 BRIDGE REPLACEMENT						
46 -000-1030	CASH IN BANK	0.00	0.00	0.00	0.00	0.00
46 -000-1040	CASH IN TEX POOL	0.00	0.00	0.00	0.00	0.00
FUND 46 TOTAL		<u>0.00</u>	<u>0.00</u>	<u>0.00</u>	<u>0.00</u>	<u>0.00</u>
PCT#2 BRIDGE REPLACEMENT						
47 -000-1030	CASH IN BANK	0.00	0.00	0.00	0.00	0.00
47 -000-1040	CASH IN TEX POOL	0.00	0.00	0.00	0.00	0.00
FUND 47 TOTAL		<u>0.00</u>	<u>0.00</u>	<u>0.00</u>	<u>0.00</u>	<u>0.00</u>

		BEGINNING BALANCE	TOTAL DEBITS	TOTAL CREDITS	ENDING BALANCE	AVERAGE DAILY BALANCE
PCT#3 BRIDGE REPLACEMENT						
48 -000-1030	CASH IN BANK	0.00	0.00	0.00	0.00	0.00
48 -000-1040	CASH IN TEX POOL	0.00	0.00	0.00	0.00	0.00
FUND 48 TOTAL		0.00	0.00	0.00	0.00	0.00
PCT#4 BRIDGE REPLACEMENT						
49 -000-1030	CASH IN BANK	0.00	0.00	0.00	0.00	0.00
49 -000-1040	CASH IN TEX POOL	0.00	0.00	0.00	0.00	0.00
FUND 49 TOTAL		0.00	0.00	0.00	0.00	0.00
PCT#1 EQUIPMENT REPLACMNT						
50 -000-1030	CASH IN BANK	18.05CR	0.00	0.01CR	18.06CR	18.05CR
50 -000-1040	CASH IN TEX POOL	0.00	0.00	0.00	0.00	0.00
FUND 50 TOTAL		18.05CR	0.00	0.01CR	18.06CR	18.05CR
PCT#2 EQUIPMENT REPLACMNT						
51 -000-1030	CASH IN BANK	87.34CR	0.00	0.04CR	87.38CR	87.34CR
51 -000-1040	CASH IN TEX POOL	0.00	0.00	0.00	0.00	0.00
FUND 51 TOTAL		87.34CR	0.00	0.04CR	87.38CR	87.34CR
PCT#3 EQUIPMENT REPLACMNT						
52 -000-1030	CASH IN BANK	35,682.37	17.25	0.00	35,699.62	35,682.93
52 -000-1040	CASH IN TEX POOL	0.00	0.00	0.00	0.00	0.00
FUND 52 TOTAL		35,682.37	17.25	0.00	35,699.62	35,682.93
PCT#4 EQUIPMENT REPLACMNT						
53 -000-1030	CASH IN BANK	93,682.23	45.30	0.00	93,727.53	93,683.69
53 -000-1040	CASH IN TEX POOL	4,740.52	0.62	0.00	4,741.14	4,740.54
FUND 53 TOTAL		98,422.75	45.92	0.00	98,468.67	98,424.23
CONSTRUCTION GRANTS						
55 -000-1030	CASH IN BANK	0.00	257,219.25	257,219.25CR	0.00	165,947.90CR
55 -000-1050	CASH-COMMUNITY A	0.00	0.00	0.00	0.00	0.00
FUND 55 TOTAL		0.00	257,219.25	257,219.25CR	0.00	165,947.90CR

		BEGINNING BALANCE	TOTAL DEBITS	TOTAL CREDITS	ENDING BALANCE	AVERAGE DAILY BALANCE
MAURITZ CAMP FUND						
56 -000-1030	CASH IN BANK	10,376.94	5.02	0.00	10,381.96	10,377.10
56 -000-1040	CASH IN TEXPOOL	942.24	0.00	0.00	942.24	942.24
FUND 56	TOTAL	<u>11,319.18</u>	<u>5.02</u>	<u>0.00</u>	<u>11,324.20</u>	<u>11,319.34</u>
ABANDONED MOTOR VEHICLE						
57 -000-1030	CASH IN BANK	8,655.25	879.00	2,062.00CR	7,472.25	7,435.15
57 -000-1040	CASH IN TEXPOOL	4,122.81	0.62	0.60CR	4,122.83	4,122.23
57 -000-1055	CASH IN BANK - A	1,000.00	0.00	0.00	1,000.00	1,000.00
FUND 57	TOTAL	<u>13,778.06</u>	<u>879.62</u>	<u>2,062.60CR</u>	<u>12,595.08</u>	<u>12,557.38</u>
RECYCLING GRANT						
58 -000-1030	CASH IN BANK	0.00	0.00	0.00	0.00	0.00
FUND 58	TOTAL	<u>0.00</u>	<u>0.00</u>	<u>0.00</u>	<u>0.00</u>	<u>0.00</u>
TIFB GRANT						
59 -000-1030	CASH IN BANK	0.00	0.00	0.00	0.00	0.00
FUND 59	TOTAL	<u>0.00</u>	<u>0.00</u>	<u>0.00</u>	<u>0.00</u>	<u>0.00</u>
COASTAL IMPCT ASSISTANCE						
72 -000-1030	CASH IN BANK	9,592.52	1,013.76	2,410.76CR	8,195.52	8,306.78
FUND 72	TOTAL	<u>9,592.52</u>	<u>1,013.76</u>	<u>2,410.76CR</u>	<u>8,195.52</u>	<u>8,306.78</u>
AIRPORT						
80 -000-1030	CASH IN BANK	5,264.24	2,960.00	8,200.12CR	24.12	28.74CR
80 -000-1032	CLEARING	0.00	0.00	0.00	0.00	0.00
80 -000-1040	CASH IN TEXPOOL	4,979.20	0.58	2,400.00CR	2,579.78	4,669.54
FUND 80	TOTAL	<u>10,243.44</u>	<u>2,960.58</u>	<u>10,600.12CR</u>	<u>2,603.90</u>	<u>4,640.80</u>
JAIL COMMISSARY						
81 -000-1030	CASH IN BANK	2,164.05	1,270.73	392.49CR	3,042.29	2,694.18
81 -000-1040	CASH IN TEXPOOL	275.61	0.00	0.00	275.61	275.61
FUND 81	TOTAL	<u>2,439.66</u>	<u>1,270.73</u>	<u>392.49CR</u>	<u>3,317.90</u>	<u>2,969.79</u>



	BEGINNING BALANCE	TOTAL DEBITS	TOTAL CREDITS	ENDING BALANCE	AVERAGE DAILY BALANCE
PASSPORT PICTURE FUND					
82 -000-1030 CASH IN BANK	0.00	0.00	0.00	0.00	0.00
FUND 82 TOTAL	<u>0.00</u>	<u>0.00</u>	<u>0.00</u>	<u>0.00</u>	<u>0.00</u>
STATE FEES					
88 -000-1030 CASH IN BANK	45,007.04	26,280.83	10,844.37CR	60,443.50	59,591.88
FUND 88 TOTAL	<u>45,007.04</u>	<u>26,280.83</u>	<u>10,844.37CR</u>	<u>60,443.50</u>	<u>59,591.88</u>
TRUST INVESTMENT					
89 -000-1020 CASH- WILBREEZE	0.00	0.00	0.00	0.00	0.00
89 -000-1030 CASH IN BANK	83.69CR	187.27	103.58CR	0.00	69.55CR
89 -000-1040 CASH IN TEXPOOL	80,509.60	113.97	83.69CR	80,539.88	80,535.89
89 -000-1061 CASH IN MONEY MA	612,211.57	777.81	0.00	612,989.38	612,236.66
FUND 89 TOTAL	<u>692,637.48</u>	<u>1,079.05</u>	<u>187.27CR</u>	<u>693,529.26</u>	<u>692,703.00</u>
DISTRICT CLERK RESRV ACCT					
90 -000-1030 CASH IN BANK	123,656.51	15.00	0.00	123,671.51	123,661.83
90 -000-1040 CASH IN TEXPOOL	0.00	0.00	0.00	0.00	0.00
FUND 90 TOTAL	<u>123,656.51</u>	<u>15.00</u>	<u>0.00</u>	<u>123,671.51</u>	<u>123,661.83</u>
CNTYWIDE DRAINAGE DIST					
92 -000-1030 CASH IN BANK	85,608.94	149,786.01	115,490.33CR	119,904.62	96,204.15
92 -000-1040 CASH IN TEXPOOL	0.00	0.00	0.00	0.00	0.00
FUND 92 TOTAL	<u>85,608.94</u>	<u>149,786.01</u>	<u>115,490.33CR</u>	<u>119,904.62</u>	<u>96,204.15</u>
OFFICE FEE ACCOUNT					
93 -000-1030 CASH IN BANK	0.00	0.00	0.00	0.00	0.00
FUND 93 TOTAL	<u>0.00</u>	<u>0.00</u>	<u>0.00</u>	<u>0.00</u>	<u>0.00</u>
OMNIBASE COLLECTION FUND					
94 -000-1030 CASH IN BANK	0.00	0.00	0.00	0.00	0.00
FUND 94 TOTAL	<u>0.00</u>	<u>0.00</u>	<u>0.00</u>	<u>0.00</u>	<u>0.00</u>
REPORT TOTALS	<u>8,751,640.51</u>	<u>2,593,822.81</u>	<u>2,187,563.19CR</u>	<u>9,157,900.13</u>	<u>8,808,192.94</u>



EL CAMPO, TX

# Pledge Security Listing

December 31, 2012



ID	CUSIP	Description	Safekeeping Location	Safekeeping Receipt	Coupon	Maturity Date	Call Date	Moody	S&P	Fitch	FASB115	Face Amount	Current Par	Current Book Value	Market Value	Gain(Loss)
<b>JACKSON COUNTY</b>																
863	31335HQ30	FHLMC C90474	FHLB	xxx	7.00	08/01/2021		AAA	AA+	AAA	HTM	1,057,687	20,259.96	20,271.37	22,770.00	2,498.63
1115	31400EFU9	FNMA 685179	FHLB	xxx	5.00	03/01/2018		AAA	AA+	AAA	HTM	9,500,000	1,057,638.04	1,058,967.74	1,128,742.01	69,774.26
1176	3128H4SR1	FHLMC E96828	FHLB	xxx	4.50	06/01/2013		AAA	AA+	AAA	HTM	2,113,672	23,035.09	23,035.49	23,166.77	131.27
1189	31371LF53	FNMA 254988	FHLB	x	4.00	11/01/2013		AAA	AA+	AAA	HTM	4,620,668	92,869.52	92,869.68	93,615.36	745.67
1194	31283KT40	FHLMC G11471	FHLB	x	4.00	11/01/2013		AAA	AA+	AAA	HTM	12,320,786	218,759.37	218,757.85	221,686.74	2,928.89
2047	3128MBNA1	FHLMC G12885	FHLB	x	5.00	06/01/2021		AAA	AA+	AAA	HTM	8,737,093	1,905,053.88	1,904,952.37	2,060,725.38	155,773.01
2412	3128MBTJ6	FHLMC G13053	FHLB	x	4.50	04/01/2023		AAA	AA+	AAA	HTM	13,200,000	2,514,735.83	2,532,955.79	2,692,276.18	159,320.39
2473	31416XHX1	FNMA AB2045	FHLB	x	3.50	01/01/2021		AAA	AA+	AAA	HTM	3,747,053	2,266,470.13	2,285,612.92	2,408,124.51	122,511.60
2493	31417ADJ5	FNMA AB3704	FHLB	x	3.00	10/01/2021		AAA	AA+	AAA	HTM	8,535,819	6,038,468.32	6,196,080.01	6,386,824.05	190,744.04
2516	3138AXXQ9	FNMA AJ6086	FHLB	x	3.00	12/01/2026		AAA	AA+	AAA	HTM	4,400,000	3,533,769.40	3,609,134.95	3,727,066.63	117,931.68
<b>Total for JACKSON COUNTY</b>												<b>68,232,777</b>	<b>17,671,059.53</b>	<b>17,942,638.18</b>	<b>18,764,997.61</b>	<b>822,359.43</b>

Although the information in this report has been obtained from sources believed to be reliable, its accuracy cannot be guaranteed.

12/31/2012 4:07:51 PM

<u>INVESTMENTS</u>			11/30/2012				12/31/2012
	NAME	ACC'T #	BALANCE	INTEREST	DEPOSIT	WITHDRAW	BALANCE
	Road & Bridge Precinct #1	1100	15,007.23	1.95			15,009.18
	Road & Bridge Precinct #2	1200	15,244.57	1.95			15,246.52
	Road & Bridge Precinct #3	1300	23,961.06	3.10			23,964.16
	Road & Bridge Precinct #4	1400	14,556.48	1.91			14,558.39
	General	1500	246,176.76	31.45	2.10		246,210.31
	Historical Commission	1700	3,504.87	0.40			3,505.27
	Child Welfare	1800	4,199.63	0.62			4,200.25
	Brackenridge School	4200	2,125.46	0.31			2,125.77
	Sheriff Forfeiture	4600	5,645.17	0.69			5,645.86
	District Attorney Forfeiture	4700	9,040.30	1.19			9,041.49
	Security Fund	5100	5,000.61	0.62		0.61	5,000.62
	Juvenile Probation Grants	5300	2,083.49	0.31			2,083.80
	Permanent Improvement	5500	1,025.64				1,025.64
	Abandoned Motor Vehicle	5700	4,122.81	0.62		0.60	4,122.83
	Records Management (Clerk only)	5800	2,600.30	0.31		0.30	2,600.31
	Airport	6000	4,979.20	0.58		2,400.00	2,579.78
	Jail Commissary	6300	275.61				275.61
	Commissary Telephone	6400	4,000.59	0.62		0.59	4,000.62
	Boys Scouts/Camp Mauritz	7100	942.24				942.24
	Moore Seizure	7104	2,467.21	0.31			2,467.52
	DeLeon Seizure	7203	1,864.15	0.31			1,864.46
	Rojas Seizure	7210	10,898.15	1.34			10,899.49
	Ewing Seizure	7213	10,705.17	1.34			10,706.51
	Roman Seizure	7301	5,258.65	0.62			5,259.27
	Barron Seizure	7308	4,966.16	0.62			4,966.78
	Guerrero Seizure	7309	15,292.93	1.95			15,294.88
	Villareal Seizure #2	7319	1,902.55	0.31			1,902.86
	Villareal Seizure #3	7320	1,664.39	0.31			1,664.70
	Bennett Seizure	7321	4,610.94	0.62			4,611.56
	Binning Heirs Trust Cause #4563	7406	2,222.67	0.31			2,222.98
	Cordele Church & Cemetery	7502	10,435.12	1.33			10,436.45
	Callis Receivership	7504	8,221.51	1.02	103.58	83.69	8,242.42
	Pct #4 Equipment Purchase	8800	4,740.52	0.62			4,741.14
	<b>TOTAL IN TEXPOOL</b>		<b>449,742.14</b>	<b>57.64</b>	<b>105.68</b>	<b>2,485.79</b>	<b>447,419.67</b>

<u>INVESTMENTS</u>	NAME	ACC'T #	11/30/2012 BALANCE	INTEREST	DEPOSIT	WITHDRAW	12/31/2012 BALANCE
	AVERAGE INTEREST		0.1564%				0.1506%
	<b>Texas CLASS</b>		<b>504,097.93</b>	<b>88.25</b>			<b>504,186.18</b>
	AVERAGE INTEREST		0.1900%				0.2100%
	<b>Transfer Station Certificate of Deposit</b>	<b>Prosperity</b>	<b>17,618.53</b>	<b>13.14</b>			<b>17,631.67</b>
	<b>DPS-Roque Seizure</b>	<b>Prosperity</b>	<b>475,990.69</b>	<b>604.74</b>			<b>476,595.43</b>
	<b>DPS-Rodriguez Seizure</b>	<b>Prosperity</b>	<b>136,220.88</b>	<b>173.07</b>			<b>136,393.95</b>
			1.5100%				1.5100%
	<b>Depository Money Market</b>	<b>Prosperity</b>	<b>4,400,000.00</b>	<b>7,596.07</b>	<b>500,000.00</b>		<b>4,907,596.07</b>
							1.4900%
	<b>DEPOSITORY BANK ACCOUNT INTEREST</b>			<b>2,548.09</b>			
	<b>Cafeteria (Flexible Spending) Account</b>		<b>4,081.43</b>			<b>2,382.34</b>	<b>1,699.09</b>

This report is made in accordance with provisions of Government Code 2256 (Section 2256.023), the Public Funds Investment Act.

The investments held in the Jackson County portfolio comply with the Public Funds Investment Act and the County's investment policy and strategies.

This report is true and correct to the best of my knowledge and belief according to the records of this office.

Respectfully Submitted,



Mary Horton, CCT, CIO