

**MINUTES OF COUNTY FINANCES  
TREASURER'S REPORT**



IN THE MATTER OF COUNTY  
FINANCES IN THE HANDS OF  
MARY HORTON, TREASURER  
OF JACKSON COUNTY, TEXAS

COMMISSIONERS' COURT JACKSON  
COUNTY, TEXAS IN REGULAR  
SESSION MAY TERM 2011

IN ACCORDANCE with Section 114.026, Local Government Code, we, the undersigned, constituting the entire Commissioners' Court of said County, certify that on the 23rd day of May 2011, at the Regular term of Court, we compared and examined the monthly report of Mary Horton, Treasurer of Jackson County, Texas, for April 2011, and finding the same correct, entered an order in the Minutes approving said report, which states total cash and other assets on hand as: **\$10,040,595.46.**



Dennis S. Simons, County Judge

  
Wayne Hunt, Commissioner Pct. 1  
Wayne Bubela, Commissioner Pct. 2  
Johnny E. Belicek, Commissioner Pct. 3  
Larry Deyton, Commissioner Pct. 4


SWORN TO AND SUBSCRIBED BEFORE ME, by Dennis S. Simons, County Judge, and County Commissioners of said Jackson County, each respectively, on this the 23rd day of May A.D., 2011.



Attest: Barbara Williams, County Clerk

FILED FOR RECORD THIS 23rd day of May A.D., 2011, and recorded on the 23rd day of May, A.D. 2011.

Barbara Williams, County Clerk and  
Ex-Officio Clerk of the Commissioners'  
Court in and for Jackson County, Texas.

By:   
Deputy

|                           | BEGINNING<br>BALANCE | TOTAL<br>DEBITS | TOTAL<br>CREDITS | ENDING<br>BALANCE | AVERAGE<br>DAILY<br>BALANCE |
|---------------------------|----------------------|-----------------|------------------|-------------------|-----------------------------|
| GENERAL                   |                      |                 |                  |                   |                             |
| 10 -000-1020              | 141.00               | 0.00            | 0.00             | 141.00            | 141.00                      |
| 10 -000-1030              | 6,383,317.54         | 276,789.19      | 544,140.70CR     | 6,115,966.03      | 6,326,691.72                |
| 10 -000-1034              | 2,651.26             | 3,808.86        | 2,979.26CR       | 3,480.86          | 1,935.87                    |
| 10 -000-1040              | 245,690.99           | 25.41           | 0.00             | 245,716.40        | 245,694.47                  |
| 10 -000-1042              | 502,434.63           | 70.84           | 0.00             | 502,505.47        | 502,436.99                  |
| 10 -000-1045              | 0.00                 | 0.00            | 0.00             | 0.00              | 0.00                        |
| 10 -000-1046              | 17,453.71            | 0.00            | 0.00             | 17,453.71         | 17,453.71                   |
| FUND 10 TOTAL             | 7,151,689.13         | 280,694.30      | 547,119.96CR     | 6,885,263.47      | 7,094,353.76                |
| SALES TAX                 |                      |                 |                  |                   |                             |
| 11 -000-1030              | 831,732.62           | 45,964.95       | 0.00             | 877,697.57        | 868,070.51                  |
| 11 -000-1040              | 4,779.81             | 0.43            | 0.00             | 4,780.24          | 4,779.82                    |
| FUND 11 TOTAL             | 836,512.43           | 45,965.38       | 0.00             | 882,477.81        | 872,850.33                  |
| PERMANENT IMPROVEMENT     |                      |                 |                  |                   |                             |
| 12 -000-1030              | 208,587.04           | 136.05          | 0.00             | 208,723.09        | 208,591.58                  |
| 12 -000-1040              | 1,025.53             | 0.00            | 0.00             | 1,025.53          | 1,025.53                    |
| FUND 12 TOTAL             | 209,612.57           | 136.05          | 0.00             | 209,748.62        | 209,617.11                  |
| COMMISSARY TELEPHONE      |                      |                 |                  |                   |                             |
| 15 -000-1030              | 75,340.39            | 3,540.99        | 299.84CR         | 78,581.54         | 78,323.96                   |
| 15 -000-1040              | 4,000.56             | 0.33            | 0.56CR           | 4,000.33          | 4,000.01                    |
| FUND 15 TOTAL             | 79,340.95            | 3,541.32        | 300.40CR         | 82,581.87         | 82,323.97                   |
| COURT REPORTER SERVICES   |                      |                 |                  |                   |                             |
| 16 -000-1030              | 3,441.08             | 328.00          | 45.00CR          | 3,724.08          | 3,571.51                    |
| FUND 16 TOTAL             | 3,441.08             | 328.00          | 45.00CR          | 3,724.08          | 3,571.51                    |
| DISTRICT ATTORNEY-HOT CHK |                      |                 |                  |                   |                             |
| 17 -000-1030              | 27,499.06            | 664.50          | 6,022.51CR       | 22,141.05         | 23,528.35                   |
| 17 -000-1040              | 0.00                 | 0.00            | 0.00             | 0.00              | 0.00                        |
| FUND 17 TOTAL             | 27,499.06            | 664.50          | 6,022.51CR       | 22,141.05         | 23,528.35                   |

|                               | BEGINNING<br>BALANCE | TOTAL<br>DEBITS | TOTAL<br>CREDITS | ENDING<br>BALANCE | AVERAGE<br>DAILY<br>BALANCE |
|-------------------------------|----------------------|-----------------|------------------|-------------------|-----------------------------|
| ELECTIONS ADMINISTRATION      |                      |                 |                  |                   |                             |
| 18 -000-1030 CASH IN BANK     | 101.79               | 0.00            | 0.00             | 101.79            | 101.79                      |
| FUND 18 TOTAL                 | 101.79               | 0.00            | 0.00             | 101.79            | 101.79                      |
| FORFEITURE-DIST ATTORNEY      |                      |                 |                  |                   |                             |
| 19 -000-1030 CASH IN BANK     | 71,520.75            | 46.60           | 152.75CR         | 71,414.60         | 71,440.57                   |
| 19 -000-1040 CASH IN TEXPOOL  | 9,023.74             | 0.86            | 0.00             | 9,024.60          | 9,023.77                    |
| FUND 19 TOTAL                 | 80,544.49            | 47.46           | 152.75CR         | 80,439.20         | 80,464.34                   |
| CAPITAL MURDER                |                      |                 |                  |                   |                             |
| 20 -000-1030 CASH IN BANK     | 0.00                 | 0.00            | 0.00             | 0.00              | 0.00                        |
| 20 -000-1040 CASH IN TEXPOOL  | 0.00                 | 0.00            | 0.00             | 0.00              | 0.00                        |
| FUND 20 TOTAL                 | 0.00                 | 0.00            | 0.00             | 0.00              | 0.00                        |
| FORFEITURE-SHERIFF            |                      |                 |                  |                   |                             |
| 21 -000-1030 CASH IN BANK     | 20,245.95            | 12.79           | 1,000.00CR       | 19,258.74         | 19,613.04                   |
| 21 -000-1040 CASH IN TEXPOOL  | 5,634.82             | 0.54            | 0.00             | 5,635.36          | 5,634.84                    |
| FUND 21 TOTAL                 | 25,880.77            | 13.33           | 1,000.00CR       | 24,894.10         | 25,247.88                   |
| HEALTH                        |                      |                 |                  |                   |                             |
| 22 -000-1020 CHANGE FUND/PETT | 50.00                | 0.00            | 0.00             | 50.00             | 50.00                       |
| 22 -000-1030 CASH IN BANK     | 63,751.16            | 3,648.12        | 12,753.85CR      | 54,645.43         | 60,300.15                   |
| 22 -000-1040 CASH IN TEXPOOL  | 4,674.38             | 0.37            | 0.62CR           | 4,674.13          | 4,673.77                    |
| FUND 22 TOTAL                 | 68,475.54            | 3,648.49        | 12,754.47CR      | 59,369.56         | 65,023.92                   |
| TECHNOLOGY FUND               |                      |                 |                  |                   |                             |
| 23 -000-1030 CASH IN BANK     | 8,642.35             | 865.13          | 347.66CR         | 9,159.82          | 8,797.12                    |
| 23 -000-1040 CASH IN TEXPOOL  | 0.00                 | 0.00            | 0.00             | 0.00              | 0.00                        |
| FUND 23 TOTAL                 | 8,642.35             | 865.13          | 347.66CR         | 9,159.82          | 8,797.12                    |
| JUV PROB DISCRETIONARY        |                      |                 |                  |                   |                             |
| 24 -000-1030 CASH IN BANK     | 6,379.55             | 209.00          | 0.00             | 6,588.55          | 6,451.78                    |
| FUND 24 TOTAL                 | 6,379.55             | 209.00          | 0.00             | 6,588.55          | 6,451.78                    |

|                              | BEGINNING<br>BALANCE | TOTAL<br>DEBITS | TOTAL<br>CREDITS | ENDING<br>BALANCE | AVERAGE<br>DAILY<br>BALANCE |
|------------------------------|----------------------|-----------------|------------------|-------------------|-----------------------------|
| JUVENILE PROBATION GRANTS    |                      |                 |                  |                   |                             |
| 25 -000-1030 CASH IN BANK    | 45,509.54            | 15,762.04       | 8,588.54CR       | 52,683.04         | 47,412.12                   |
| 25 -000-1040 CASH IN TEXPOOL | 2,079.32             | 0.26            | 0.00             | 2,079.58          | 2,079.33                    |
| FUND 25 TOTAL                | 47,588.86            | 15,762.30       | 8,588.54CR       | 54,762.62         | 49,491.45                   |
| LAW LIBRARY                  |                      |                 |                  |                   |                             |
| 26 -000-1030 CASH IN BANK    | 1,900.21             | 1,155.00        | 706.40CR         | 2,348.81          | 2,239.60                    |
| FUND 26 TOTAL                | 1,900.21             | 1,155.00        | 706.40CR         | 2,348.81          | 2,239.60                    |
| LEOSE-LAW ENF OFFICERS ED    |                      |                 |                  |                   |                             |
| 27 -000-1030 CASH IN BANK    | 6,925.07             | 70.26           | 562.95CR         | 6,432.38          | 6,819.51                    |
| FUND 27 TOTAL                | 6,925.07             | 70.26           | 562.95CR         | 6,432.38          | 6,819.51                    |
| LIBRARY-MEMORIAL FUND        |                      |                 |                  |                   |                             |
| 28 -000-1030 CASH IN BANK    | 53,386.15            | 1,858.09        | 285.87CR         | 54,958.37         | 53,799.65                   |
| 28 -000-1040 CASH IN TEXPOOL | 2,121.16             | 0.28            | 0.00             | 2,121.44          | 2,121.17                    |
| FUND 28 TOTAL                | 55,507.31            | 1,858.37        | 285.87CR         | 57,079.81         | 55,920.82                   |
| RECORDS MGT - COUNTY CLERK   |                      |                 |                  |                   |                             |
| 29 -000-1030 CASH IN BANK    | 123,660.87           | 1,572.00        | 1,612.53CR       | 123,620.34        | 123,658.46                  |
| 29 -000-1040 CASH IN TEXPOOL | 2,600.31             | 0.30            | 0.31CR           | 2,600.30          | 2,600.01                    |
| FUND 29 TOTAL                | 126,261.18           | 1,572.30        | 1,612.84CR       | 126,220.64        | 126,258.47                  |
| RECORDS MGT - COUNTY         |                      |                 |                  |                   |                             |
| 30 -000-1030 CASH IN BANK    | 26,886.66            | 958.58          | 45.00CR          | 27,800.24         | 27,165.58                   |
| 30 -000-1040 CASH IN TEXPOOL | 0.00                 | 0.00            | 0.00             | 0.00              | 0.00                        |
| FUND 30 TOTAL                | 26,886.66            | 958.58          | 45.00CR          | 27,800.24         | 27,165.58                   |
| RECORDS MGT - DIST CLERK     |                      |                 |                  |                   |                             |
| 31 -000-1030 CASH IN BANK    | 1,776.47             | 504.13          | 264.02CR         | 2,016.58          | 1,832.69                    |
| 31 -000-1040 CASH IN TEXPOOL | 0.00                 | 0.00            | 0.00             | 0.00              | 0.00                        |
| FUND 31 TOTAL                | 1,776.47             | 504.13          | 264.02CR         | 2,016.58          | 1,832.69                    |

|                           | BEGINNING<br>BALANCE | TOTAL<br>DEBITS | TOTAL<br>CREDITS | ENDING<br>BALANCE | AVERAGE<br>DAILY<br>BALANCE |
|---------------------------|----------------------|-----------------|------------------|-------------------|-----------------------------|
| SECURITY FUND             |                      |                 |                  |                   |                             |
| 32 -000-1030              | 94,835.89            | 1,413.72        | 744.87CR         | 95,504.74         | 95,087.13                   |
| 32 -000-1040              | 5,000.62             | 0.47            | 0.62CR           | 5,000.47          | 5,000.02                    |
| FUND 32 TOTAL             | 99,836.51            | 1,414.19        | 745.49CR         | 100,505.21        | 100,087.15                  |
| APPELLATE JUDICIAL SYSTEM |                      |                 |                  |                   |                             |
| 33 -000-1030              | 0.00                 | 0.00            | 0.00             | 0.00              | 0.00                        |
| FUND 33 TOTAL             | 0.00                 | 0.00            | 0.00             | 0.00              | 0.00                        |
| CHILD ABUSE PREVENTION    |                      |                 |                  |                   |                             |
| 34 -000-1030              | 5,264.84             | 241.00          | 0.00             | 5,505.84          | 5,422.11                    |
| FUND 34 TOTAL             | 5,264.84             | 241.00          | 0.00             | 5,505.84          | 5,422.11                    |
| CHILD WELFARE             |                      |                 |                  |                   |                             |
| 35 -000-1030              | 8,302.05             | 5.41            | 0.00             | 8,307.46          | 8,302.23                    |
| 35 -000-1040              | 4,191.73             | 0.33            | 0.00             | 4,192.06          | 4,191.74                    |
| FUND 35 TOTAL             | 12,493.78            | 5.74            | 0.00             | 12,499.52         | 12,493.97                   |
| HISTORICAL COMMISSION     |                      |                 |                  |                   |                             |
| 36 -000-1030              | 19,398.50            | 497.76          | 0.00             | 19,896.26         | 19,560.59                   |
| 36 -000-1040              | 3,498.24             | 0.30            | 0.00             | 3,498.54          | 3,498.25                    |
| FUND 36 TOTAL             | 22,896.74            | 498.06          | 0.00             | 23,394.80         | 23,058.84                   |
| MEDIATION FUND            |                      |                 |                  |                   |                             |
| 37 -000-1030              | 1,450.00             | 0.00            | 0.00             | 1,450.00          | 1,450.00                    |
| FUND 37 TOTAL             | 1,450.00             | 0.00            | 0.00             | 1,450.00          | 1,450.00                    |
| JURY                      |                      |                 |                  |                   |                             |
| 38 -000-1030              | 0.00                 | 0.00            | 0.00             | 0.00              | 0.00                        |
| FUND 38 TOTAL             | 0.00                 | 0.00            | 0.00             | 0.00              | 0.00                        |
| HIGHWAY                   |                      |                 |                  |                   |                             |
| 40 -000-1030              | 242,791.87CR         | 101,193.74      | 0.00             | 141,598.13CR      | 179,484.28CR                |
| FUND 40 TOTAL             | 242,791.87CR         | 101,193.74      | 0.00             | 141,598.13CR      | 179,484.28CR                |

|                               | BEGINNING<br>BALANCE | TOTAL<br>DEBITS | TOTAL<br>CREDITS | ENDING<br>BALANCE | AVERAGE<br>DAILY<br>BALANCE |
|-------------------------------|----------------------|-----------------|------------------|-------------------|-----------------------------|
| ROAD & BRIDGE GEN NO. 1       |                      |                 |                  |                   |                             |
| 41 -000-1030 CASH IN BANK     | 221,385.90           | 137.98          | 21,551.99CR      | 199,971.89        | 211,544.55                  |
| 41 -000-1040 CASH IN TEX POOL | 14,979.68            | 1.40            | 0.00             | 14,981.08         | 14,979.73                   |
| FUND 41 TOTAL                 | 236,365.58           | 139.38          | 21,551.99CR      | 214,952.97        | 226,524.28                  |
| ROAD & BRIDGE GEN NO. 2       |                      |                 |                  |                   |                             |
| 42 -000-1030 CASH IN BANK     | 264,200.41           | 4,862.61        | 37,676.08CR      | 231,386.94        | 249,317.57                  |
| 42 -000-1040 CASH IN TEXPOOL  | 15,216.46            | 1.44            | 0.00             | 15,217.90         | 15,216.51                   |
| FUND 42 TOTAL                 | 279,416.87           | 4,864.05        | 37,676.08CR      | 246,604.84        | 264,534.08                  |
| ROAD & BRIDGE GEN NO. 3       |                      |                 |                  |                   |                             |
| 43 -000-1030 CASH IN BANK     | 152,933.21           | 92.97           | 22,988.04CR      | 130,038.14        | 142,543.52                  |
| 43 -000-1040 CASH IN TEX POOL | 23,916.99            | 2.23            | 0.00             | 23,919.22         | 23,917.06                   |
| FUND 43 TOTAL                 | 176,850.20           | 95.20           | 22,988.04CR      | 153,957.36        | 166,460.58                  |
| ROAD & BRIDGE GEN NO. 4       |                      |                 |                  |                   |                             |
| 44 -000-1030 CASH IN BANK     | 620,744.16           | 3,555.53        | 32,061.96CR      | 592,237.73        | 606,428.60                  |
| 44 -000-1040 CASH IN TEX POOL | 14,529.93            | 1.34            | 0.00             | 14,531.27         | 14,529.97                   |
| FUND 44 TOTAL                 | 635,274.09           | 3,556.87        | 32,061.96CR      | 606,769.00        | 620,958.57                  |
| ROAD & BRIDGE LATERAL RD      |                      |                 |                  |                   |                             |
| 45 -000-1030 CASH IN BANK     | 10,633.55            | 0.00            | 0.00             | 10,633.55         | 10,633.55                   |
| FUND 45 TOTAL                 | 10,633.55            | 0.00            | 0.00             | 10,633.55         | 10,633.55                   |
| PCT#1 BRIDGE REPLACEMENT      |                      |                 |                  |                   |                             |
| 46 -000-1030 CASH IN BANK     | 0.00                 | 0.00            | 0.00             | 0.00              | 0.00                        |
| 46 -000-1040 CASH IN TEX POOL | 0.00                 | 0.00            | 0.00             | 0.00              | 0.00                        |
| FUND 46 TOTAL                 | 0.00                 | 0.00            | 0.00             | 0.00              | 0.00                        |
| PCT#2 BRIDGE REPLACEMENT      |                      |                 |                  |                   |                             |
| 47 -000-1030 CASH IN BANK     | 0.00                 | 0.00            | 0.00             | 0.00              | 0.00                        |
| 47 -000-1040 CASH IN TEX POOL | 0.00                 | 0.00            | 0.00             | 0.00              | 0.00                        |
| FUND 47 TOTAL                 | 0.00                 | 0.00            | 0.00             | 0.00              | 0.00                        |

|                               | BEGINNING<br>BALANCE | TOTAL<br>DEBITS | TOTAL<br>CREDITS | ENDING<br>BALANCE | AVERAGE<br>DAILY<br>BALANCE |
|-------------------------------|----------------------|-----------------|------------------|-------------------|-----------------------------|
| PCT#3 BRIDGE REPLACEMENT      |                      |                 |                  |                   |                             |
| 48 -000-1030 CASH IN BANK     | 0.00                 | 0.00            | 0.00             | 0.00              | 0.00                        |
| 48 -000-1040 CASH IN TEX POOL | 0.00                 | 0.00            | 0.00             | 0.00              | 0.00                        |
| FUND 48 TOTAL                 | 0.00                 | 0.00            | 0.00             | 0.00              | 0.00                        |
| PCT#4 BRIDGE REPLACEMENT      |                      |                 |                  |                   |                             |
| 49 -000-1030 CASH IN BANK     | 0.00                 | 0.00            | 0.00             | 0.00              | 0.00                        |
| 49 -000-1040 CASH IN TEX POOL | 0.00                 | 0.00            | 0.00             | 0.00              | 0.00                        |
| FUND 49 TOTAL                 | 0.00                 | 0.00            | 0.00             | 0.00              | 0.00                        |
| PCT#1 EQUIPMENT REPLACMNT     |                      |                 |                  |                   |                             |
| 50 -000-1030 CASH IN BANK     | 0.01CR               | 0.00            | 0.00             | 0.01CR            | 0.01CR                      |
| 50 -000-1040 CASH IN TEX POOL | 0.96                 | 0.00            | 0.00             | 0.96              | 0.96                        |
| FUND 50 TOTAL                 | 0.95                 | 0.00            | 0.00             | 0.95              | 0.95                        |
| PCT#2 EQUIPMENT REPLACMNT     |                      |                 |                  |                   |                             |
| 51 -000-1030 CASH IN BANK     | 24,245.11            | 15.81           | 0.00             | 24,260.92         | 24,245.64                   |
| 51 -000-1040 CASH IN TEX POOL | 0.78                 | 0.00            | 0.00             | 0.78              | 0.78                        |
| FUND 51 TOTAL                 | 24,245.89            | 15.81           | 0.00             | 24,261.70         | 24,246.42                   |
| PCT#3 EQUIPMENT REPLACMNT     |                      |                 |                  |                   |                             |
| 52 -000-1030 CASH IN BANK     | 30.28                | 0.02            | 0.00             | 30.30             | 30.28                       |
| 52 -000-1040 CASH IN TEX POOL | 0.13                 | 0.00            | 0.00             | 0.13              | 0.13                        |
| FUND 52 TOTAL                 | 30.41                | 0.02            | 0.00             | 30.43             | 30.41                       |
| PCT#4 EQUIPMENT REPLACMNT     |                      |                 |                  |                   |                             |
| 53 -000-1030 CASH IN BANK     | 23,530.04            | 15.35           | 0.00             | 23,545.39         | 23,530.55                   |
| 53 -000-1040 CASH IN TEX POOL | 4,731.77             | 0.37            | 0.00             | 4,732.14          | 4,731.78                    |
| FUND 53 TOTAL                 | 28,261.81            | 15.72           | 0.00             | 28,277.53         | 28,262.33                   |
| COMMUNITY DEVELOPMNT GRNT     |                      |                 |                  |                   |                             |
| 55 -000-1050 CASH-COMMUNITY A | 0.00                 | 45,540.00       | 45,540.00CR      | 0.00              | 1,518.00                    |
| FUND 55 TOTAL                 | 0.00                 | 45,540.00       | 45,540.00CR      | 0.00              | 1,518.00                    |

|                          | BEGINNING<br>BALANCE | TOTAL<br>DEBITS | TOTAL<br>CREDITS | ENDING<br>BALANCE | AVERAGE<br>DAILY<br>BALANCE |
|--------------------------|----------------------|-----------------|------------------|-------------------|-----------------------------|
| MAURITZ CAMP FUND        |                      |                 |                  |                   |                             |
| 56 -000-1030             | 10,242.60            | 6.68            | 0.00             | 10,249.28         | 10,242.82                   |
| 56 -000-1040             | 942.23               | 0.00            | 0.00             | 942.23            | 942.23                      |
| FUND 56 TOTAL            | 11,184.83            | 6.68            | 0.00             | 11,191.51         | 11,185.05                   |
| ABANDONED MOTOR VEHICLE  |                      |                 |                  |                   |                             |
| 57 -000-1030             | 1,807.14             | 0.00            | 1,593.04CR       | 214.10            | 1,311.67                    |
| 57 -000-1040             | 4,122.82             | 0.33            | 0.61CR           | 4,122.54          | 4,122.22                    |
| 57 -000-1055             | 22,008.01            | 0.00            | 0.00             | 22,008.01         | 22,008.01                   |
| FUND 57 TOTAL            | 27,937.97            | 0.33            | 1,593.65CR       | 26,344.65         | 27,441.90                   |
| RECYCLING GRANT          |                      |                 |                  |                   |                             |
| 58 -000-1030             | 0.00                 | 0.00            | 0.00             | 0.00              | 0.00                        |
| FUND 58 TOTAL            | 0.00                 | 0.00            | 0.00             | 0.00              | 0.00                        |
| TIFB GRANT               |                      |                 |                  |                   |                             |
| 59 -000-1030             | 0.00                 | 0.00            | 0.00             | 0.00              | 0.00                        |
| FUND 59 TOTAL            | 0.00                 | 0.00            | 0.00             | 0.00              | 0.00                        |
| COASTAL IMPCT ASSISTANCE |                      |                 |                  |                   |                             |
| 72 -000-1030             | 9,263.53             | 0.00            | 0.00             | 9,263.53          | 9,263.53                    |
| FUND 72 TOTAL            | 9,263.53             | 0.00            | 0.00             | 9,263.53          | 9,263.53                    |
| AIRPORT                  |                      |                 |                  |                   |                             |
| 80 -000-1030             | 2,478.90CR           | 2,861.10        | 351.62CR         | 30.58             | 712.27CR                    |
| 80 -000-1032             | 921.10               | 721.95          | 924.73CR         | 718.32            | 174.44                      |
| 80 -000-1040             | 4,970.03             | 0.47            | 0.00             | 4,970.50          | 4,970.05                    |
| FUND 80 TOTAL            | 3,412.23             | 3,583.52        | 1,276.35CR       | 5,719.40          | 4,432.22                    |
| JAIL COMMISSARY          |                      |                 |                  |                   |                             |
| 81 -000-1030             | 147.80CR             | 1,329.81        | 470.18CR         | 711.83            | 735.16                      |
| 81 -000-1040             | 1,275.48             | 0.03            | 0.00             | 1,275.51          | 1,275.48                    |
| FUND 81 TOTAL            | 1,127.68             | 1,329.84        | 470.18CR         | 1,987.34          | 2,010.64                    |



|                              | BEGINNING<br>BALANCE | TOTAL<br>DEBITS | TOTAL<br>CREDITS | ENDING<br>BALANCE | AVERAGE<br>DAILY<br>BALANCE |
|------------------------------|----------------------|-----------------|------------------|-------------------|-----------------------------|
| PASSPORT PICTURE FUND        |                      |                 |                  |                   |                             |
| 82 -000-1030 CASH IN BANK    | 0.00                 | 0.00            | 0.00             | 0.00              | 0.00                        |
| FUND 82 TOTAL                | 0.00                 | 0.00            | 0.00             | 0.00              | 0.00                        |
| STATE FEES                   |                      |                 |                  |                   |                             |
| 88 -000-1030 CASH IN BANK    | 80,716.64            | 38,542.57       | 76,951.26CR      | 42,307.95         | 92,409.64                   |
| FUND 88 TOTAL                | 80,716.64            | 38,542.57       | 76,951.26CR      | 42,307.95         | 92,409.64                   |
| TRUST INVESTMENT             |                      |                 |                  |                   |                             |
| 89 -000-1020 CASH- WILBREEZE | 0.00                 | 0.00            | 0.00             | 0.00              | 0.00                        |
| 89 -000-1030 CASH IN BANK    | 320.00               | 6,244.01        | 6,564.01CR       | 0.00              | 1,979.87                    |
| 89 -000-1040 CASH IN TEXPOOL | 81,622.16            | 6,251.65        | 0.00             | 87,873.81         | 82,246.82                   |
| FUND 89 TOTAL                | 81,942.16            | 12,495.66       | 6,564.01CR       | 87,873.81         | 84,226.69                   |
| DISTRICT CLERK RESRV ACCT    |                      |                 |                  |                   |                             |
| 90 -000-1030 CASH IN BANK    | 24,025.70            | 1,527.00        | 42.00CR          | 25,510.70         | 25,049.03                   |
| 90 -000-1040 CASH IN TEXPOOL | 0.00                 | 0.00            | 0.00             | 0.00              | 0.00                        |
| FUND 90 TOTAL                | 24,025.70            | 1,527.00        | 42.00CR          | 25,510.70         | 25,049.03                   |
| CNTYWIDE DRAINAGE DIST       |                      |                 |                  |                   |                             |
| 92 -000-1030 CASH IN BANK    | 0.00                 | 17,489.81       | 17,489.81CR      | 0.00              | 10,493.89                   |
| 92 -000-1040 CASH IN TEXPOOL | 0.00                 | 0.00            | 0.00             | 0.00              | 0.00                        |
| FUND 92 TOTAL                | 0.00                 | 17,489.81       | 17,489.81CR      | 0.00              | 10,493.89                   |
| OFFICE FEE ACCOUNT           |                      |                 |                  |                   |                             |
| 93 -000-1030 CASH IN BANK    | 0.00                 | 0.00            | 0.00             | 0.00              | 0.00                        |
| FUND 93 TOTAL                | 0.00                 | 0.00            | 0.00             | 0.00              | 0.00                        |
| OMNIBASE COLLECTION FUND     |                      |                 |                  |                   |                             |
| 94 -000-1030 CASH IN BANK    | 0.00                 | 0.00            | 0.00             | 0.00              | 0.00                        |
| FUND 94 TOTAL                | 0.00                 | 0.00            | 0.00             | 0.00              | 0.00                        |
| REPORT TOTALS                | 10,294,805.56        | 590,549.09      | 844,759.19CR     | 10,040,595.46     | 10,314,769.53               |

| INVESTMENTS NAME  | ACCT # | 03/31/2011        |              | INTEREST | DEPOSIT         | WITHDRAW        | 04/30/2011 |                   |
|---|--------|-------------------|--------------|----------|-----------------|-----------------|------------|-------------------|
|   |        | BALANCE           | INTEREST     |          |                 |                 | BALANCE    | INTEREST          |
| Road & Bridge Precinct #1                                 | 1100   | 14,979.68         | 1.40         |          |                 |                 |            | 14,981.08         |
| Road & Bridge Precinct #2                                 | 1200   | 15,216.46         | 1.44         |          |                 |                 |            | 15,217.90         |
| Road & Bridge Precinct #3                                 | 1300   | 23,916.99         | 2.23         |          |                 |                 |            | 23,919.22         |
| Road & Bridge Precinct #4                                 | 1400   | 14,529.93         | 1.34         |          |                 |                 |            | 14,531.27         |
| General   | 1500   | 245,690.99        | 22.69        |          | 2.72            |                 |            | 245,716.40        |
| Historical Commission                                     | 1700   | 3,498.24          | 0.30         |          |                 |                 |            | 3,498.54          |
| Child Welfare   | 1800   | 4,191.73          | 0.33         |          |                 |                 |            | 4,192.06          |
| Sales Tax   | 2500   | 4,779.81          | 0.43         |          |                 |                 |            | 4,780.24          |
| Brackenridge School                                       | 4200   | 2,121.16          | 0.28         |          |                 |                 |            | 2,121.44          |
| Sheriff Forfeiture  | 4600   | 5,634.82          | 0.54         |          |                 |                 |            | 5,635.36          |
| District Attorney Forfeiture                              | 4700   | 9,023.74          | 0.86         |          |                 |                 |            | 9,024.60          |
| Security Fund   | 5100   | 5,000.62          | 0.47         |          |                 | 0.62            |            | 5,000.47          |
| Juvenile Probation Grants                                 | 5300   | 2,079.32          | 0.26         |          |                 |                 |            | 2,079.58          |
| Permanent Improvement                                     | 5500   | 1,025.53          | 0.33         |          |                 |                 |            | 1,025.53          |
| Abandoned Motor Vehicle                                   | 5700   | 4,122.82          | 0.33         |          |                 | 0.61            |            | 4,122.54          |
| Records Management (Clerk only)                           | 5800   | 2,600.31          | 0.30         |          |                 | 0.31            |            | 2,600.30          |
| Airport   | 6000   | 4,970.03          | 0.47         |          |                 |                 |            | 4,970.50          |
| Health  | 6200   | 4,674.38          | 0.37         |          |                 | 0.62            |            | 4,674.13          |
| Jail Commissary   | 6300   | 1,275.48          | 0.03         |          |                 |                 |            | 1,275.51          |
| Commissary Telephone                                      | 6400   | 4,000.56          | 0.33         |          |                 | 0.56            |            | 4,000.33          |
| Boys Scouts/Camp Mauritz                                  | 7100   | 942.23            | 0.30         |          |                 |                 |            | 942.23            |
| Moore Seizure   | 7104   | 2,461.98          | 0.30         |          |                 |                 |            | 2,462.28          |
| Ramirez Seizure   | 7105   | 4,840.10          | 0.45         |          |                 |                 |            | 4,840.55          |
| DeLeon Seizure  | 7203   | 1,860.46          | 0.24         |          |                 |                 |            | 1,860.70          |
| Rojas Seizure   | 7210   | 10,878.13         | 0.97         |          |                 |                 |            | 10,879.10         |
| Ewing Seizure   | 7213   | 10,685.55         | 0.96         |          |                 |                 |            | 10,686.51         |
| Roman Seizure   | 7301   | 5,249.06          | 0.51         |          |                 |                 |            | 5,249.57          |
| Barron Seizure  | 7308   | 4,957.00          | 0.47         |          |                 |                 |            | 4,957.47          |
| Guerrero Seizure  | 7309   | 15,264.75         | 1.44         |          |                 |                 |            | 15,266.19         |
| Marks Seizure   | 7313   | 5,527.62          | 0.54         |          |                 |                 |            | 5,528.16          |
| Gonzalez Seizure #1                                       | 7314   | 5,001.57          | 0.47         |          |                 |                 |            | 5,002.04          |
| Gonzalez Seizure #2                                       | 7315   | 1,057.02          | 0.30         |          |                 |                 |            | 1,057.02          |
| Gonzalez/Samuel Seizure                                   | 7316   | 905.00            | 0.30         |          |                 |                 |            | 905.00            |
| Binning Heirs Trust Cause #4563                           | 7406   | 2,218.12          | 0.30         |          |                 |                 |            | 2,218.42          |
| Cordele Church & Cemetery                                 | 7502   | 10,715.80         | 0.96         |          |                 |                 |            | 10,716.76         |
| Callis Receivership                                       | 7504   | 0.00              | 0.03         |          | 6,244.01        |                 |            | 6,244.04          |
| Pct #1 Equipment Purchase                                 | 8500   | 0.96              | 0.96         |          |                 |                 |            | 0.96              |
| Pct #2 Equipment Purchase                                 | 8600   | 0.78              | 0.78         |          |                 |                 |            | 0.78              |
| Pct #3 Equipment Purchase                                 | 8700   | 0.13              | 0.13         |          |                 |                 |            | 0.13              |
| Pct #4 Equipment Purchase                                 | 8800   | 4,731.77          | 0.37         |          |                 |                 |            | 4,732.14          |
| <b>TOTAL IN TEXPOOL</b>                                   |        | <b>460,630.63</b> | <b>42.41</b> |          | <b>6,246.73</b> | <b>2.72</b>     |            | <b>466,917.05</b> |
| AVERAGE INTEREST  |        | 0.1461%           |              |          |                 |                 |            | 0.1122%           |
| <b>Texas CLASS</b>  |        | <b>502,434.63</b> | <b>70.84</b> |          |                 |                 |            | <b>502,505.47</b> |
| AVERAGE INTEREST  |        | 0.1700%           |              |          |                 |                 |            | 0.1700%           |
| <b>Transfer Station Certificate of Deposit Prosperity</b> |        | <b>17,453.71</b>  |              |          |                 |                 |            | <b>17,453.71</b>  |
| <b>DEPOSITORY BANK ACCOUNT INTEREST</b>                   |        |                   |              |          |                 |                 |            |                   |
| <b>Cafeteria (Flexible Spending) Account</b>              |        | <b>17,842.65</b>  |              |          |                 | <b>3,940.69</b> |            | <b>13,901.96</b>  |

This report is made in accordance with provisions of Government Code 2256 (Section 2256.023), the Public Funds Investment Act. The investments held in the Jackson County portfolio comply with the Public Funds Investment Act and the County's investment. This report is true and correct to the best of my Respectfully Submitted,

*Mary Horton*

Mary Horton, CCT, CIO

**Pledge Security Listing**  
April 30, 2011

| Cusip                 | ID   | Description  | Safekeep | Receipt | Face       | Current Par | Cpn  | Call | Mature   | Moody S&P | Fitch | F115 | Book          | Market        | Gain       |
|-----------------------|------|--------------|----------|---------|------------|-------------|------|------|----------|-----------|-------|------|---------------|---------------|------------|
| <b>JACKSON COUNTY</b> |      |              |          |         |            |             |      |      |          |           |       |      |               |               |            |
| 31335HQ30             | 863  | FHLMC C90474 | FHLB     | xxx     | 1,057,687  | 32,194      | 7.00 |      | 08/01/21 | AAA       | AAA   | HTM  | 32,227.12     | 34,930.55     | 2,703.43   |
| 31400EFJ9             | 1115 | FNMA 685179  | FHLB     | xxx     | 9,500,000  | 1,819,873   | 5.00 |      | 03/01/18 | AAA       | AAA   | HTM  | 1,824,959.88  | 1,934,326.32  | 109,366.43 |
| 3128H4SR1             | 1176 | FHLMC E96828 | FHLB     | xxx     | 2,113,672  | 172,050     | 4.50 |      | 06/01/13 | AAA       | AAA   | HTM  | 172,141.02    | 176,723.12    | 4,582.09   |
| 31371LFS3             | 1189 | FNMA 254988  | FHLB     | x       | 4,620,668  | 486,973     | 4.00 |      | 11/01/13 | AAA       | AAA   | HTM  | 486,999.52    | 499,301.47    | 12,301.95  |
| 31283KT40             | 1194 | FHLMC G11471 | FHLB     | x       | 12,320,786 | 1,233,437   | 4.00 |      | 11/01/13 | AAA       | AAA   | HTM  | 1,233,312.03  | 1,264,795.77  | 31,483.74  |
| 3128MBNA1             | 2047 | FHLMC G12885 | FHLB     | x       | 8,737,093  | 3,543,324   | 5.00 |      | 06/01/21 | AAA       | AAA   | HTM  | 3,542,942.32  | 3,774,526.05  | 231,583.73 |
| 3128MBTJ6             | 2412 | FHLMC G13053 | FHLB     | x       | 13,200,000 | 5,514,527   | 4.50 |      | 04/01/23 | AAA       | AAA   | HTM  | 5,595,466.93  | 5,789,977.11  | 194,510.18 |
| 31416XHX1             | 2473 | FNMA AB2045  | FHLB     | x       | 2,997,642  | 2,895,014   | 3.50 |      | 01/01/21 | AAA       | AAA   | HTM  | 2,940,713.82  | 2,981,864.53  | 41,150.72  |
| 649- JACKSON COUNTY   |      |              |          |         | 54,547,548 | 15,697,393  |      |      |          |           |       |      | 15,828,762.85 | 16,456,444.92 | 627,682.27 |

Reference to Interest Rate Shifts represent a shift in the Treasury Curve. Actual Market Yield shift on Individual Securities may differ. See the report 'Market Yield Shift Assumptions' for more information.

Other Reports



1-800-922-8860, inciplanning.com

Although the information in this report has been obtained from sources believed to be reliable, its accuracy cannot be guaranteed.