


MINUTES OF COUNTY FINANCES
TREASURER'S REPORT

IN THE MATTER OF COUNTY
FINANCES IN THE HANDS OF
MARY HORTON, TREASURER
OF JACKSON COUNTY, TEXAS

COMMISSIONERS' COURT JACKSON
COUNTY, TEXAS IN REGULAR
SESSION JANUARY TERM 2012


IN ACCORDANCE with Section 114.026, Local Government Code, we, the undersigned, constituting the entire Commissioners' Court of said County, certify that on the 23rd day of January 2012, at the Regular term of Court, we compared and examined the monthly report of Mary Horton, Treasurer of Jackson County, Texas, for December 2011, and finding the same correct, entered an order in the Minutes approving said report, which states total cash and other assets on hand as: **\$7,919,077.64.**


Dennis Simons, County Judge

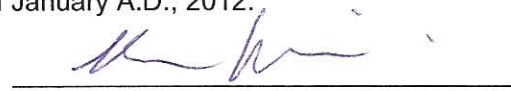

Wayne Hunt, Commissioner Pct. 1


Wayne Bubela, Commissioner Pct. 2



Johnny E. Belicek, Commissioner Pct. 3


Larry Deyton, Commissioner Pct. 4

SWORN TO AND SUBSCRIBED BEFORE ME, by Dennis Simons, County Judge, and County Commissioners of said Jackson County, each respectively, on this the 23rd day of January A.D., 2012.


Attest: Barbara Williams, County Clerk

FILED FOR RECORD THIS the 23rd day of January A.D., 2012, and recorded on the 23rd day of January A.D., 2012.


Barbara Williams, County Clerk and
Ex-Officio Clerk of the Commissioners'
Court in and for Jackson County, Texas.

By: _____
Deputy

		BEGINNING BALANCE	TOTAL DEBITS	TOTAL CREDITS	ENDING BALANCE	AVERAGE DAILY BALANCE
GENERAL						
10 -000-1020	CHANGE FUND/PETT	141.00	0.00	0.00	141.00	141.00
10 -000-1030	CASH IN BANK	4,292,477.09	959,502.70	1,752,319.66CR	3,499,660.13	3,393,100.25
10 -000-1034	CASH IN BANK -	424.63	1,068.89	0.00	1,493.52	914.69
10 -000-1040	CASH IN TEX POOL	245,850.51	18.62	0.00	245,869.13	245,852.79
10 -000-1042	CASH IN TEXAS CL	502,930.86	82.92	0.00	503,013.78	502,933.53
10 -000-1045	CASH IN T BILLS	0.00	0.00	0.00	0.00	0.00
10 -000-1046	CASH IN C.D. 'S	17,519.76	28.39	0.00	17,548.15	17,538.99
10 -000-1051	CASH IN ESCROW-L	980.98	0.00	0.00	980.98	980.98
	FUND 10 TOTAL	5,060,324.83	960,701.52	1,752,319.66CR	4,268,706.69	4,161,462.23
SALES TAX						
11 -000-1030	CASH IN BANK	1,381,249.74	76,673.78	550,000.00CR	907,923.52	890,229.01
11 -000-1040	CASH IN TEX POOL	4,782.59	0.31	0.00	4,782.90	4,782.60
	FUND 11 TOTAL	1,386,032.33	76,674.09	550,000.00CR	912,706.42	895,011.61
PERMANENT IMPROVEMENT						
12 -000-1030	CASH IN BANK	163,528.87	166,432.21	13,598.50CR	316,362.58	321,008.62
12 -000-1040	CASH IN TEX POOL	1,025.54	0.00	0.00	1,025.54	1,025.54
	FUND 12 TOTAL	164,554.41	166,432.21	13,598.50CR	317,388.12	322,034.16
COMMISSARY TELEPHONE						
15 -000-1030	CASH IN BANK	77,231.63	1,224.00	689.46CR	77,766.17	77,910.92
15 -000-1040	CASH IN TEXPOOL	4,000.31	0.31	0.31CR	4,000.31	4,000.01
	FUND 15 TOTAL	81,231.94	1,224.31	689.77CR	81,766.48	81,910.93
COURT REPORTER SERVICES						
16 -000-1030	CASH IN BANK	5,329.08	195.00	0.00	5,524.08	5,415.21
	FUND 16 TOTAL	5,329.08	195.00	0.00	5,524.08	5,415.21
DISTRICT ATTORNEY-HOT CHK						
17 -000-1030	CASH IN BANK	26,092.06	2,335.60	6,616.10CR	21,811.56	23,205.33
17 -000-1040	CASH IN TEX POOL	0.00	0.00	0.00	0.00	0.00
	FUND 17 TOTAL	26,092.06	2,335.60	6,616.10CR	21,811.56	23,205.33

		BEGINNING BALANCE	TOTAL DEBITS	TOTAL CREDITS	ENDING BALANCE	AVERAGE DAILY BALANCE
ELECTIONS ADMINISTRATION						
18 -000-1030	CASH IN BANK	21.23	0.00	0.00	21.23	21.23
	FUND 18 TOTAL	<u>21.23</u>	<u>0.00</u>	<u>0.00</u>	<u>21.23</u>	<u>21.23</u>
FORFEITURE-DIST ATTORNEY						
19 -000-1030	CASH IN BANK	74,769.51	42.80	1,690.19CR	73,122.12	74,187.76
19 -000-1040	CASH IN TEXPOOL	9,029.10	0.61	0.00	9,029.71	9,029.12
	FUND 19 TOTAL	<u>83,798.61</u>	<u>43.41</u>	<u>1,690.19CR</u>	<u>82,151.83</u>	<u>83,216.88</u>
CAPITAL MURDER						
20 -000-1030	CASH IN BANK	0.00	0.00	0.00	0.00	0.00
20 -000-1040	CASH IN TEXPOOL	0.00	0.00	0.00	0.00	0.00
	FUND 20 TOTAL	<u>0.00</u>	<u>0.00</u>	<u>0.00</u>	<u>0.00</u>	<u>0.00</u>
FORFEITURE-SHERIFF						
21 -000-1030	CASH IN BANK	21,969.32	12.58	416.40CR	21,565.50	21,797.79
21 -000-1040	CASH IN TEXPOOL	5,638.05	0.41	0.00	5,638.46	5,638.06
	FUND 21 TOTAL	<u>27,607.37</u>	<u>12.99</u>	<u>416.40CR</u>	<u>27,203.96</u>	<u>27,435.85</u>
HEALTH						
22 -000-1020	CHANGE FUND/PETT	0.00	0.00	0.00	0.00	0.00
22 -000-1030	CASH IN BANK	5,003.98	0.00	2,301.70CR	2,702.28	4,486.75
22 -000-1040	CASH IN TEXPOOL	4,674.15	0.31	0.39CR	4,674.07	4,673.77
	FUND 22 TOTAL	<u>9,678.13</u>	<u>0.31</u>	<u>2,302.09CR</u>	<u>7,376.35</u>	<u>9,160.52</u>
TECHNOLOGY FUND						
23 -000-1030	CASH IN BANK	6,279.52	683.13	437.66CR	6,524.99	6,446.50
23 -000-1040	CASH IN TEXPOOL	0.00	0.00	0.00	0.00	0.00
	FUND 23 TOTAL	<u>6,279.52</u>	<u>683.13</u>	<u>437.66CR</u>	<u>6,524.99</u>	<u>6,446.50</u>
JUV PROB DISCRETIONARY						
24 -000-1030	CASH IN BANK	6,981.61	160.50	1,550.00CR	5,592.11	6,033.38
	FUND 24 TOTAL	<u>6,981.61</u>	<u>160.50</u>	<u>1,550.00CR</u>	<u>5,592.11</u>	<u>6,033.38</u>

		BEGINNING BALANCE	TOTAL DEBITS	TOTAL CREDITS	ENDING BALANCE	AVERAGE DAILY BALANCE
JUVENILE PROBATION GRANTS						
25 -000-1030	CASH IN BANK	39,297.27	10,222.41	9,134.31CR	40,385.37	38,841.15
25 -000-1040	CASH IN TEXPOOL	2,080.43	0.13	0.00	2,080.56	2,080.43
	FUND 25 TOTAL	<u>41,377.70</u>	<u>10,222.54</u>	<u>9,134.31CR</u>	<u>42,465.93</u>	<u>40,921.58</u>
LAW LIBRARY						
26 -000-1030	CASH IN BANK	1,686.02CR	16,415.00	1,906.52CR	12,822.46	13,560.67
	FUND 26 TOTAL	<u>1,686.02CR</u>	<u>16,415.00</u>	<u>1,906.52CR</u>	<u>12,822.46</u>	<u>13,560.67</u>
LEOSE-LAW ENF OFFICERS ED						
27 -000-1030	CASH IN BANK	5,792.48	0.00	0.00	5,792.48	5,792.48
	FUND 27 TOTAL	<u>5,792.48</u>	<u>0.00</u>	<u>0.00</u>	<u>5,792.48</u>	<u>5,792.48</u>
LIBRARY-MEMORIAL FUND						
28 -000-1030	CASH IN BANK	90,575.92	172.29	13.38CR	90,734.83	90,628.71
28 -000-1040	CASH IN TEXPOOL	2,122.37	0.13	0.00	2,122.50	2,122.37
	FUND 28 TOTAL	<u>92,698.29</u>	<u>172.42</u>	<u>13.38CR</u>	<u>92,857.33</u>	<u>92,751.08</u>
RECORDS MGT- COUNTY CLERK						
29 -000-1030	CASH IN BANK	106,545.27	4,195.00	19,455.88CR	91,284.39	104,096.59
29 -000-1040	CASH IN TEXPOOL	2,600.30	0.21	0.30CR	2,600.21	2,600.01
	FUND 29 TOTAL	<u>109,145.57</u>	<u>4,195.21</u>	<u>19,456.18CR</u>	<u>93,884.60</u>	<u>106,696.60</u>
RECORDS MGT - COUNTY						
30 -000-1030	CASH IN BANK	25,259.61	598.56	280.13CR	25,578.04	25,330.21
30 -000-1040	CASH IN TEXPOOL	0.00	0.00	0.00	0.00	0.00
	FUND 30 TOTAL	<u>25,259.61</u>	<u>598.56</u>	<u>280.13CR</u>	<u>25,578.04</u>	<u>25,330.21</u>
RECORDS MGT - DIST CLERK						
31 -000-1030	CASH IN BANK	1,995.61	274.43	464.23CR	1,805.81	1,902.10
31 -000-1040	CASH IN TEXPOOL	0.00	0.00	0.00	0.00	0.00
	FUND 31 TOTAL	<u>1,995.61</u>	<u>274.43</u>	<u>464.23CR</u>	<u>1,805.81</u>	<u>1,902.10</u>

		BEGINNING BALANCE	TOTAL DEBITS	TOTAL CREDITS	ENDING BALANCE	AVERAGE DAILY BALANCE
SECURITY FUND						
32 -000-1030	CASH IN BANK	79,320.49	1,258.75	1,580.51CR	78,998.73	79,195.02
32 -000-1040	CASH IN TEXPOOL	5,000.43	0.31	0.43CR	5,000.31	5,000.01
	FUND 32 TOTAL	<u>84,320.92</u>	<u>1,259.06</u>	<u>1,580.94CR</u>	<u>83,999.04</u>	<u>84,195.03</u>
APPELLATE JUDICIAL SYSTEM						
33 -000-1030	CASH IN BANK	0.00	0.00	0.00	0.00	0.00
	FUND 33 TOTAL	<u>0.00</u>	<u>0.00</u>	<u>0.00</u>	<u>0.00</u>	<u>0.00</u>
CHILD ABUSE PREVENTION						
34 -000-1030	CASH IN BANK	3,083.72	126.50	0.00	3,210.22	3,179.45
	FUND 34 TOTAL	<u>3,083.72</u>	<u>126.50</u>	<u>0.00</u>	<u>3,210.22</u>	<u>3,179.45</u>
CHILD WELFARE						
35 -000-1030	CASH IN BANK	8,008.88	4.62	0.00	8,013.50	8,009.03
35 -000-1040	CASH IN TEXPOOL	4,194.30	0.31	0.00	4,194.61	4,194.31
	FUND 35 TOTAL	<u>12,203.18</u>	<u>4.93</u>	<u>0.00</u>	<u>12,208.11</u>	<u>12,203.34</u>
HISTORICAL COMMISSION						
36 -000-1030	CASH IN BANK	18,746.51	1,411.62	0.00	20,158.13	20,146.88
36 -000-1040	CASH IN TEX POOL	3,500.59	0.28	0.00	3,500.87	3,500.60
	FUND 36 TOTAL	<u>22,247.10</u>	<u>1,411.90</u>	<u>0.00</u>	<u>23,659.00</u>	<u>23,647.48</u>
MEDIATION FUND						
37 -000-1030	CASH IN BANK	1,450.00	0.00	0.00	1,450.00	1,450.00
	FUND 37 TOTAL	<u>1,450.00</u>	<u>0.00</u>	<u>0.00</u>	<u>1,450.00</u>	<u>1,450.00</u>
JURY						
38 -000-1030	CASH IN BANK	0.00	0.00	0.00	0.00	0.00
	FUND 38 TOTAL	<u>0.00</u>	<u>0.00</u>	<u>0.00</u>	<u>0.00</u>	<u>0.00</u>
HIGHWAY						
40 -000-1030	CASH IN BANK	63,828.35	10,264.95	548,324.75CR	474,231.45CR	478,356.16CR
	FUND 40 TOTAL	<u>63,828.35</u>	<u>10,264.95</u>	<u>548,324.75CR</u>	<u>474,231.45CR</u>	<u>478,356.16CR</u>

		BEGINNING BALANCE	TOTAL DEBITS	TOTAL CREDITS	ENDING BALANCE	AVERAGE DAILY BALANCE
ROAD & BRIDGE GEN NO. 1						
41 -000-1030	CASH IN BANK	83,757.29CR	746,277.98	32,313.66CR	630,207.03	648,185.21
41 -000-1040	CASH IN TEX POOL	14,988.55	1.02	0.00	14,989.57	14,988.58
FUND 41 TOTAL		68,768.74CR	746,279.00	32,313.66CR	645,196.60	663,173.79
ROAD & BRIDGE GEN NO. 2						
42 -000-1030	CASH IN BANK	23,192.98CR	138,026.23	37,806.63CR	77,026.62	94,935.83
42 -000-1040	CASH IN TEXPOOL	15,225.54	1.03	0.00	15,226.57	15,225.57
FUND 42 TOTAL		7,967.44CR	138,027.26	37,806.63CR	92,253.19	110,161.40
ROAD & BRIDGE GEN NO. 3						
43 -000-1030	CASH IN BANK	72,519.32CR	342,180.99	26,766.14CR	242,895.53	256,496.45
43 -000-1040	CASH IN TEX POOL	23,931.20	1.63	0.00	23,932.83	23,931.25
FUND 43 TOTAL		48,588.12CR	342,182.62	26,766.14CR	266,828.36	280,427.70
ROAD & BRIDGE GEN NO. 4						
44 -000-1030	CASH IN BANK	42,959.26	671,802.73	54,695.27CR	660,066.72	667,903.03
44 -000-1040	CASH IN TEX POOL	14,538.52	1.00	0.00	14,539.52	14,538.55
FUND 44 TOTAL		57,497.78	671,803.73	54,695.27CR	674,606.24	682,441.58
ROAD & BRIDGE LATERAL RD						
45 -000-1030	CASH IN BANK	21,204.58	0.00	0.00	21,204.58	21,204.58
FUND 45 TOTAL		21,204.58	0.00	0.00	21,204.58	21,204.58
PCT#1 BRIDGE REPLACEMENT						
46 -000-1030	CASH IN BANK	0.00	0.00	0.00	0.00	0.00
46 -000-1040	CASH IN TEX POOL	0.00	0.00	0.00	0.00	0.00
FUND 46 TOTAL		0.00	0.00	0.00	0.00	0.00
PCT#2 BRIDGE REPLACEMENT						
47 -000-1030	CASH IN BANK	0.00	0.00	0.00	0.00	0.00
47 -000-1040	CASH IN TEX POOL	0.00	0.00	0.00	0.00	0.00
FUND 47 TOTAL		0.00	0.00	0.00	0.00	0.00

		BEGINNING BALANCE	TOTAL DEBITS	TOTAL CREDITS	ENDING BALANCE	AVERAGE DAILY BALANCE
PCT#3 BRIDGE REPLACEMENT						
48 -000-1030	CASH IN BANK	0.00	0.00	0.00	0.00	0.00
48 -000-1040	CASH IN TEX POOL	0.00	0.00	0.00	0.00	0.00
FUND 48 TOTAL		<u>0.00</u>	<u>0.00</u>	<u>0.00</u>	<u>0.00</u>	<u>0.00</u>
PCT#4 BRIDGE REPLACEMENT						
49 -000-1030	CASH IN BANK	0.00	0.00	0.00	0.00	0.00
49 -000-1040	CASH IN TEX POOL	0.00	0.00	0.00	0.00	0.00
FUND 49 TOTAL		<u>0.00</u>	<u>0.00</u>	<u>0.00</u>	<u>0.00</u>	<u>0.00</u>
PCT#1 EQUIPMENT REPLACMNT						
50 -000-1030	CASH IN BANK	20,016.62CR	20,000.00	0.01CR	16.63CR	16.62CR
50 -000-1040	CASH IN TEX POOL	0.96	0.00	0.00	0.96	0.96
FUND 50 TOTAL		<u>20,015.66CR</u>	<u>20,000.00</u>	<u>0.01CR</u>	<u>15.67CR</u>	<u>15.66CR</u>
PCT#2 EQUIPMENT REPLACMNT						
51 -000-1030	CASH IN BANK	32,075.60	13.85	10,000.00CR	22,089.45	24,011.53
51 -000-1040	CASH IN TEX POOL	0.78	0.00	0.00	0.78	0.78
FUND 51 TOTAL		<u>32,076.38</u>	<u>13.85</u>	<u>10,000.00CR</u>	<u>22,090.23</u>	<u>24,012.31</u>
PCT#3 EQUIPMENT REPLACMNT						
52 -000-1030	CASH IN BANK	22,065.52	20,024.27	0.00	42,089.79	42,066.30
52 -000-1040	CASH IN TEX POOL	0.13	0.00	0.00	0.13	0.13
FUND 52 TOTAL		<u>22,065.65</u>	<u>20,024.27</u>	<u>0.00</u>	<u>42,089.92</u>	<u>42,066.43</u>
PCT#4 EQUIPMENT REPLACMNT						
53 -000-1030	CASH IN BANK	43,084.15	50,052.59	0.00	93,136.74	91,150.36
53 -000-1040	CASH IN TEX POOL	4,734.49	0.31	0.00	4,734.80	4,734.50
FUND 53 TOTAL		<u>47,818.64</u>	<u>50,052.90</u>	<u>0.00</u>	<u>97,871.54</u>	<u>95,884.86</u>
COMMUNITY DEVELOPMNT GRNT						
55 -000-1050	CASH-COMMUNITY A	20.00	2,250.00	2,250.00CR	20.00	20.00
FUND 55 TOTAL		<u>20.00</u>	<u>2,250.00</u>	<u>2,250.00CR</u>	<u>20.00</u>	<u>20.00</u>

		BEGINNING BALANCE	TOTAL DEBITS	TOTAL CREDITS	ENDING BALANCE	AVERAGE DAILY BALANCE
MAURITZ CAMP FUND						
56 -000-1030	CASH IN BANK	10,297.29	5.94	0.00	10,303.23	10,297.48
56 -000-1040	CASH IN TEXPOOL	942.24	0.00	0.00	942.24	942.24
FUND 56	TOTAL	<u>11,239.53</u>	<u>5.94</u>	<u>0.00</u>	<u>11,245.47</u>	<u>11,239.72</u>
ABANDONED MOTOR VEHICLE						
57 -000-1030	CASH IN BANK	10,164.39	654.00	1,611.94CR	9,206.45	9,691.94
57 -000-1040	CASH IN TEXPOOL	4,122.52	0.31	0.31CR	4,122.52	4,122.22
57 -000-1055	CASH IN BANK - A	10,195.21	0.00	0.00	10,195.21	10,195.21
FUND 57	TOTAL	<u>24,482.12</u>	<u>654.31</u>	<u>1,612.25CR</u>	<u>23,524.18</u>	<u>24,009.37</u>
RECYCLING GRANT						
58 -000-1030	CASH IN BANK	0.00	0.00	0.00	0.00	0.00
FUND 58	TOTAL	<u>0.00</u>	<u>0.00</u>	<u>0.00</u>	<u>0.00</u>	<u>0.00</u>
TIFB GRANT						
59 -000-1030	CASH IN BANK	0.00	0.00	0.00	0.00	0.00
FUND 59	TOTAL	<u>0.00</u>	<u>0.00</u>	<u>0.00</u>	<u>0.00</u>	<u>0.00</u>
COASTAL IMPCT ASSISTANCE						
72 -000-1030	CASH IN BANK	1,585.22CR	13,000.00	3,000.00CR	8,414.78	672.84
FUND 72	TOTAL	<u>1,585.22CR</u>	<u>13,000.00</u>	<u>3,000.00CR</u>	<u>8,414.78</u>	<u>672.84</u>
AIRPORT						
80 -000-1030	CASH IN BANK	10,461.23	35,753.22	206.84CR	46,007.61	45,442.73
80 -000-1032	CLEARING	390.37	0.00	25.07CR	365.30	368.53
80 -000-1040	CASH IN TEXPOOL	4,972.97	0.31	0.00	4,973.28	4,972.98
FUND 80	TOTAL	<u>15,824.57</u>	<u>35,753.53</u>	<u>231.91CR</u>	<u>51,346.19</u>	<u>50,784.24</u>
JAIL COMMISSARY						
81 -000-1030	CASH IN BANK	2,392.40CR	0.00	470.99CR	2,863.39CR	2,468.18CR
81 -000-1040	CASH IN TEXPOOL	1,275.53	0.00	0.00	1,275.53	1,275.53
FUND 81	TOTAL	<u>1,116.87CR</u>	<u>0.00</u>	<u>470.99CR</u>	<u>1,587.86CR</u>	<u>1,192.65CR</u>

	BEGINNING BALANCE	TOTAL DEBITS	TOTAL CREDITS	ENDING BALANCE	AVERAGE DAILY BALANCE
PASSPORT PICTURE FUND					
82 -000-1030 CASH IN BANK	0.00	0.00	0.00	0.00	0.00
FUND 82 TOTAL	<u>0.00</u>	<u>0.00</u>	<u>0.00</u>	<u>0.00</u>	<u>0.00</u>
STATE FEES					
88 -000-1030 CASH IN BANK	54,081.87	33,441.65	19,508.33CR	68,015.19	66,670.99
FUND 88 TOTAL	<u>54,081.87</u>	<u>33,441.65</u>	<u>19,508.33CR</u>	<u>68,015.19</u>	<u>66,670.99</u>
TRUST INVESTMENT					
89 -000-1020 CASH- WILBREEZE	0.00	0.00	0.00	0.00	0.00
89 -000-1030 CASH IN BANK	151.62	124.33	124.33CR	151.62	155.63
89 -000-1040 CASH IN TEXPOOL	86,095.95	130.16	0.00	86,226.11	86,144.27
FUND 89 TOTAL	<u>86,247.57</u>	<u>254.49</u>	<u>124.33CR</u>	<u>86,377.73</u>	<u>86,299.90</u>
DISTRICT CLERK RESRV ACCT					
90 -000-1030 CASH IN BANK	25,087.48	200.00	0.00	25,287.48	25,235.87
90 -000-1040 CASH IN TEXPOOL	0.00	0.00	0.00	0.00	0.00
FUND 90 TOTAL	<u>25,087.48</u>	<u>200.00</u>	<u>0.00</u>	<u>25,287.48</u>	<u>25,235.87</u>
CNTYWIDE DRAINAGE DIST					
92 -000-1030 CASH IN BANK	63,789.32	160,799.04	102,554.26CR	122,034.10	75,939.94
92 -000-1040 CASH IN TEXPOOL	0.00	0.00	0.00	0.00	0.00
FUND 92 TOTAL	<u>63,789.32</u>	<u>160,799.04</u>	<u>102,554.26CR</u>	<u>122,034.10</u>	<u>75,939.94</u>
OFFICE FEE ACCOUNT					
93 -000-1030 CASH IN BANK	0.00	0.00	0.00	0.00	0.00
FUND 93 TOTAL	<u>0.00</u>	<u>0.00</u>	<u>0.00</u>	<u>0.00</u>	<u>0.00</u>
OMNIBASE COLLECTION FUND					
94 -000-1030 CASH IN BANK	0.00	0.00	0.00	0.00	0.00
FUND 94 TOTAL	<u>0.00</u>	<u>0.00</u>	<u>0.00</u>	<u>0.00</u>	<u>0.00</u>
REPORT TOTALS	<u>7,633,041.07</u>	<u>3,488,151.16</u>	<u>3,202,114.59CR</u>	<u>7,919,077.64</u>	<u>7,813,664.90</u>

<u>INVESTMENTS</u>			11/30/2011				12/31/2011
NAME	ACC'T #	BALANCE	INTEREST	DEPOSIT	WITHDRAW	BALANCE	
Road & Bridge Precinct #1	1100	14,988.55	1.02			14,989.57	
Road & Bridge Precinct #2	1200	15,225.54	1.03			15,226.57	
Road & Bridge Precinct #3	1300	23,931.20	1.63			23,932.83	
Road & Bridge Precinct #4	1400	14,538.52	1.00			14,539.52	
General	1500	245,850.51	16.88	1.74		245,869.13	
Historical Commission	1700	3,500.59	0.28			3,500.87	
Child Welfare	1800	4,194.30	0.31			4,194.61	
Sales Tax	2500	4,782.59	0.31			4,782.90	
Brackenridge School	4200	2,122.37	0.13			2,122.50	
Sheriff Forfeiture	4600	5,638.05	0.41			5,638.46	
District Attorney Forfeiture	4700	9,029.10	0.61			9,029.71	
Security Fund	5100	5,000.43	0.31		0.43	5,000.31	
Juvenile Probation Grants	5300	2,080.43	0.13			2,080.56	
Permanent Improvement	5500	1,025.54				1,025.54	
Abandoned Motor Vehicle	5700	4,122.52	0.31		0.31	4,122.52	
Records Management (Clerk only)	5800	2,600.30	0.21		0.30	2,600.21	
Airport	6000	4,972.97	0.31			4,973.28	
Health	6200	4,674.15	0.31		0.39	4,674.07	
Jail Commissary	6300	1,275.53				1,275.53	
Commissary Telephone	6400	4,000.31	0.31		0.31	4,000.31	
Boys Scouts/Camp Mauritz	7100	942.24				942.24	
Moore Seizure	7104	2,463.81	0.20			2,464.01	
DeLeon Seizure	7203	1,861.21	0.09			1,861.30	
Rojas Seizure	7210	10,884.59	0.75			10,885.34	
Ewing Seizure	7213	10,691.84	0.73			10,692.57	
Roman Seizure	7301	5,252.14	0.31			5,252.45	
Barron Seizure	7308	4,959.93	0.31			4,960.24	
Guerrero Seizure	7309	15,273.84	1.03			15,274.87	
Y Ramirez Seizure (DPS)	7317	14,540.95	1.00			14,541.95	
Binning Heirs Trust Cause #4563	7406	2,219.52	0.16			2,219.68	
Cordele Church & Cemetery	7502	10,722.10	0.74			10,722.84	

<u>INVESTMENTS</u>			11/30/2011				12/31/2011
NAME	ACC'T #	BALANCE	INTEREST	DEPOSIT	WITHDRAW	BALANCE	
Callis Receivership	7504	7,226.02	0.51	124.33		7,350.86	
Pct #1 Equipment Purchase	8500	0.96				0.96	
Pct #2 Equipment Purchase	8600	0.78				0.78	
Pct #3 Equipment Purchase	8700	0.13				0.13	
Pct #4 Equipment Purchase	8800	4,734.49	0.31			4,734.80	
TOTAL IN TEXPOOL		465,328.05	31.64	126.07	1.74	465,484.02	
AVERAGE INTEREST		0.1080%				0.0810%	
Texas CLASS		502,930.86	82.92			503,013.78	
AVERAGE INTEREST		0.1500%				0.1900%	
Transfer Station Certificate of Deposit Prosperity		17,519.76	28.39			17,548.15	
DEPOSITORY BANK ACCOUNT INTEREST			5,876.95				
Cafeteria (Flexible Spending) Account		5,740.56			1,931.19	3,809.37	

This report is made in accordance with provisions of Government Code 2256 (Section 2256.023), The investments held in the Jackson County portfolio comply with the Public Funds Investment This report is true and correct to the best of my Respectfully Submitted,



Mary Horton, CCT, CIO

Pledge Security Listing
December 31, 2011

Cusip	ID	Description	Safekeep	Receipt	Face	Current Par	Cpn	Call	Mature	Moody S&P	Fitch	F115	Book	Market	Gain
JACKSON COUNTY															
31335HQ30	863	FHLMC C90474	FHLB	xxx	1,057,687	28,348	7.00		08/01/21	AAA	AAA	HTM	28,371.81	30,766.94	2,395.12
31400EFJ9	1115	FNMA 685179	FHLB	xxx	9,500,000	1,479,606	5.00		03/01/18	AAA	AAA	HTM	1,482,678.95	1,570,991.16	88,312.20
3128H4SR1	1176	FHLMC E96828	FHLB	xxx	2,113,672	99,545	4.50		06/01/13	AAA	AAA	HTM	99,566.61	101,479.71	1,913.10
31371LFS3	1189	FNMA 254988	FHLB	x	4,620,668	302,225	4.00		11/01/13	AAA	AAA	HTM	302,232.90	308,491.13	6,258.23
31283KT40	1194	FHLMC G-11471	FHLB	x	12,320,786	730,774	4.00		11/01/13	AAA	AAA	HTM	730,740.73	744,931.88	14,191.15
3128MBNA1	2047	FHLMC G-12885	FHLB	x	8,737,093	2,820,940	5.00		06/01/21	AAA	AAA	HTM	2,820,706.59	3,022,743.40	202,036.81
3128MBTJ6	2412	FHLMC G-13053	FHLB	x	13,200,000	4,165,035	4.50		04/01/23	AAA	AAA	HTM	4,212,299.36	4,412,542.28	200,242.92
31416XHX1	2473	FNMA AB2045	FHLB	x	2,997,642	2,536,334	3.50		01/01/21	AAA	AAA	HTM	2,568,612.93	2,864,672.27	96,059.34
649- JACKSON COUNTY					54,547,548	12,162,809							12,245,209.88	12,856,618.76	611,408.88

Reference to Interest Rate Shifts represent a shift in the Treasury Curve. Actual Market Yield shift on Individual Securities may differ. See the report 'Market Yield Shift Assumptions' for more information.

Other Reports



1-800-922-8880, incplanning.com

s:\Operational Departments\Accounting Department\Portfolio\mp portfolio files\PledgeRptb122011.csv

Report Set Page # 165
01/03/12 - 2:16:53 PM
Version 9/29/2011

Although the information in this report has been obtained from sources believed to be reliable, its accuracy cannot be guaranteed.