


MINUTES OF COUNTY FINANCES

TREASURER'S REPORT

IN THE MATTER OF COUNTY
FINANCES IN THE HANDS OF
MARY HORTON, TREASURER
OF JACKSON COUNTY, TEXAS


COMMISSIONERS' COURT JACKSON
COUNTY, TEXAS IN REGULAR
SESSION AUGUST TERM 2011

IN ACCORDANCE with Section 114.026, Local Government Code, we, the undersigned, constituting the entire Commissioners' Court of said County, certify that on the 22nd day of August 2011, at the Regular term of Court, we compared and examined the monthly report of Mary Horton, Treasurer of Jackson County, Texas, for July 2011, and finding the same correct, entered an order in the Minutes approving said report, which states total cash and other assets on hand as \$9,041,245.28.


Dennis Simons, County Judge



Wayne Hunt, Commissioner Pct. 1


Wayne Bubela, Commissioner Pct. 2



Johnny E. Belicek, Commissioner Pct. 3



Larry Deyton, Commissioner Pct. 4

SWORN TO AND SUBSCRIBED BEFORE ME, by Dennis Simons, County Judge, and County Commissioners of said Jackson County, each respectively, on this the 22nd day of August A.D., 2011.


Attest: Barbara Williams, County Clerk

FILED FOR RECORD THIS 22nd day of August A.D., 2011, and recorded on the 22nd day of August, A.D. 2011.


Barbara Williams, County Clerk and
Ex-Officio Clerk of the Commissioners'
Court in and for Jackson County, Texas.

By: 
Deputy

AVERAGE
DAILY
BALANCE

ENDING
BALANCE

TOTAL
CREDITS

TOTAL
DEBITS

BEGINNING
BALANCE

GENERAL	CHANGE FUND/PETT	BEGINNING BALANCE	TOTAL DEBITS	TOTAL CREDITS	ENDING BALANCE	AVERAGE DAILY BALANCE
10 -000-1020		141.00	0.00	0.00	141.00	141.00
10 -000-1030	CASH IN BANK	5,523,362.89	215,313.70	643,126.25CR	5,095,550.34	5,346,040.21
10 -000-1034	CASH IN BANK -	3,126.52	4,520.49	3,083.52CR	4,563.49	2,810.57
10 -000-1040	CASH IN TEX POOL	245,753.26	15.26	0.00	245,768.52	245,755.11
10 -000-1042	CASH IN TEXAS CL	502,638.55	59.70	0.00	502,698.25	502,640.48
10 -000-1045	CASH IN T BILLS		0.00	0.00	0.00	0.00
10 -000-1046	CASH IN C.D.'S	17,491.10	0.00	0.00	17,491.10	17,491.10

FUND 10 TOTAL		6,292,513.32	219,909.15	646,209.77CR	5,866,212.70	6,114,878.47
---------------	--	--------------	------------	--------------	--------------	--------------

SALES TAX	CASH IN BANK	BEGINNING BALANCE	TOTAL DEBITS	TOTAL CREDITS	ENDING BALANCE	AVERAGE DAILY BALANCE
11 -000-1030		1,003,489.59	73,086.54	0.00	1,076,576.13	1,059,538.44
11 -000-1040	CASH IN TEX POOL	4,780.85	0.34	0.00	4,781.19	4,780.86

FUND 11 TOTAL		1,008,270.44	73,086.88	0.00	1,081,357.32	1,064,319.30
---------------	--	--------------	-----------	------	--------------	--------------

PERMANENT IMPROVEMENT	CASH IN BANK	BEGINNING BALANCE	TOTAL DEBITS	TOTAL CREDITS	ENDING BALANCE	AVERAGE DAILY BALANCE
12 -000-1030		209,000.13	142.05	0.00	209,142.18	209,004.71
12 -000-1040	CASH IN TEX POOL	1,025.53	0.00	0.00	1,025.53	1,025.53

FUND 12 TOTAL		210,025.66	142.05	0.00	210,167.71	210,030.24
---------------	--	------------	--------	------	------------	------------

COMMISSARY TELEPHONE	CASH IN BANK	BEGINNING BALANCE	TOTAL DEBITS	TOTAL CREDITS	ENDING BALANCE	AVERAGE DAILY BALANCE
15 -000-1030		82,359.07	0.00	3,330.31CR	79,028.76	80,508.44
15 -000-1040	CASH IN TEXPOOL	4,000.30	0.31	0.30CR	4,000.31	4,000.01

FUND 15 TOTAL		86,359.37	0.31	3,330.61CR	83,029.07	84,508.45
---------------	--	-----------	------	------------	-----------	-----------

COURT REPORTER SERVICES	CASH IN BANK	BEGINNING BALANCE	TOTAL DEBITS	TOTAL CREDITS	ENDING BALANCE	AVERAGE DAILY BALANCE
16 -000-1030		4,069.08	480.00	0.00	4,549.08	4,291.18

FUND 16 TOTAL		4,069.08	480.00	0.00	4,549.08	4,291.18
---------------	--	----------	--------	------	----------	----------

DISTRICT ATTORNEY-HOT CHK	CASH IN BANK	BEGINNING BALANCE	TOTAL DEBITS	TOTAL CREDITS	ENDING BALANCE	AVERAGE DAILY BALANCE
17 -000-1030		22,516.94	3,814.88	2,386.10CR	23,945.72	22,683.50
17 -000-1040	CASH IN TEX POOL	0.00	0.00	0.00	0.00	0.00

FUND 17 TOTAL		22,516.94	3,814.88	2,386.10CR	23,945.72	22,683.50
---------------	--	-----------	----------	------------	-----------	-----------

	BEGINNING BALANCE	TOTAL DEBITS	TOTAL CREDITS	ENDING BALANCE	AVERAGE DAILY BALANCE
ELECTIONS ADMINISTRATION					
18 -000-1030 CASH IN BANK	101.79	0.00	0.00	101.79	101.79
FUND 18 TOTAL	101.79	0.00	0.00	101.79	101.79
FORFEITURE-DIST ATTORNEY					
19 -000-1030 CASH IN BANK	72,680.47	3,519.86	764.57CR	75,435.76	73,017.84
19 -000-1040 CASH IN TEXPOOL	9,025.86	0.46	0.00	9,026.32	9,025.87
FUND 19 TOTAL	81,706.33	3,520.32	764.57CR	84,462.08	82,043.71
CAPITAL MURDER					
20 -000-1030 CASH IN BANK	0.00	0.00	0.00	0.00	0.00
20 -000-1040 CASH IN TEXPOOL	0.00	0.00	0.00	0.00	0.00
FUND 20 TOTAL	0.00	0.00	0.00	0.00	0.00
FORFEITURE-SHERIFF					
21 -000-1030 CASH IN BANK	19,302.18	2,930.21	0.00	22,232.39	19,961.21
21 -000-1040 CASH IN TEXPOOL	5,636.08	0.35	0.00	5,636.43	5,636.09
FUND 21 TOTAL	24,938.26	2,930.56	0.00	27,868.82	25,597.30
HEALTH					
22 -000-1020 CHANGE FUND/PETT	50.00	0.00	0.00	50.00	50.00
22 -000-1030 CASH IN BANK	39,297.18	2,637.24	11,562.94CR	30,371.48	36,074.39
22 -000-1040 CASH IN TEXPOOL	4,674.06	0.34	0.30CR	4,674.10	4,673.77
FUND 22 TOTAL	44,021.24	2,637.58	11,563.24CR	35,095.58	40,798.16
TECHNOLOGY FUND					
23 -000-1030 CASH IN BANK	8,426.12	596.03	480.14CR	8,542.01	8,476.13
23 -000-1040 CASH IN TEXPOOL	0.00	0.00	0.00	0.00	0.00
FUND 23 TOTAL	8,426.12	596.03	480.14CR	8,542.01	8,476.13
JUV PROB DISCRETIONARY					
24 -000-1030 CASH IN BANK	7,057.40	394.15	15.00CR	7,436.55	7,144.31
FUND 24 TOTAL	7,057.40	394.15	15.00CR	7,436.55	7,144.31

	BEGINNING BALANCE	TOTAL DEBITS	TOTAL CREDITS	ENDING BALANCE	AVERAGE DAILY BALANCE
JUVENILE PROBATION GRANTS					
25 -000-1030 CASH IN BANK	52,743.92	15,689.65	8,565.27CR	59,868.30	55,398.13
25 -000-1040 CASH IN TEXPOOL	2,079.77	0.05	0.00	2,079.82	2,079.77
FUND 25 TOTAL	54,823.69	15,689.70	8,565.27CR	61,948.12	57,477.90
LAW LIBRARY					
26 -000-1030 CASH IN BANK	1,136.72CR	4,225.00	477.40CR	2,610.88	5.97CR
FUND 26 TOTAL	1,136.72CR	4,225.00	477.40CR	2,610.88	5.97CR
LEOSE-LAW ENF OFFICERS ED					
27 -000-1030 CASH IN BANK	5,992.48	0.00	0.00	5,992.48	5,992.48
FUND 27 TOTAL	5,992.48	0.00	0.00	5,992.48	5,992.48
LIBRARY-MEMORIAL FUND					
28 -000-1030 CASH IN BANK	53,333.13	346.32	165.51CR	53,513.94	53,434.93
28 -000-1040 CASH IN TEXPOOL	2,121.69	0.05	0.00	2,121.74	2,121.69
FUND 28 TOTAL	55,454.82	346.37	165.51CR	55,635.68	55,556.62
RECORDS MGT- COUNTY CLERK					
29 -000-1030 CASH IN BANK	123,623.96	1,510.00	2,097.60CR	123,036.36	123,361.72
29 -000-1040 CASH IN TEXPOOL	2,600.20	0.09	0.20CR	2,600.09	2,600.00
FUND 29 TOTAL	126,224.16	1,510.09	2,097.80CR	125,636.45	125,961.72
RECORDS MGT - COUNTY					
30 -000-1030 CASH IN BANK	29,318.82	1,323.26	665.13CR	29,976.95	29,465.14
30 -000-1040 CASH IN TEXPOOL	0.00	0.00	0.00	0.00	0.00
FUND 30 TOTAL	29,318.82	1,323.26	665.13CR	29,976.95	29,465.14
RECORDS MGT - DIST CLERK					
31 -000-1030 CASH IN BANK	984.30	743.13	543.28CR	1,184.15	1,116.00
31 -000-1040 CASH IN TEXPOOL	0.00	0.00	0.00	0.00	0.00
FUND 31 TOTAL	984.30	743.13	543.28CR	1,184.15	1,116.00

	BEGINNING BALANCE	TOTAL DEBITS	TOTAL CREDITS	ENDING BALANCE	AVERAGE DAILY BALANCE
SECURITY FUND					
32 -000-1030	96,140.03	1,128.66	1,016.94CR	96,251.75	95,832.11
32 -000-1040	5,000.30	0.34	0.30CR	5,000.34	5,000.01
FUND 32 TOTAL	101,140.33	1,129.00	1,017.24CR	101,252.09	100,832.12
APPELLATE JUDICIAL SYSTEM					
33 -000-1030	0.00	0.00	0.00	0.00	0.00
FUND 33 TOTAL	0.00	0.00	0.00	0.00	0.00
CHILD ABUSE PREVENTION					
34 -000-1030	2,685.84	88.00	0.00	2,773.84	2,727.03
FUND 34 TOTAL	2,685.84	88.00	0.00	2,773.84	2,727.03
CHILD WELFARE					
35 -000-1030	7,982.12	5.43	0.00	7,987.55	7,982.30
35 -000-1040	4,192.67	0.34	0.00	4,193.01	4,192.68
FUND 35 TOTAL	12,174.79	5.77	0.00	12,180.56	12,174.98
HISTORICAL COMMISSION					
36 -000-1030	19,922.67	57.99	1,229.00CR	18,751.66	19,118.12
36 -000-1040	3,499.15	0.20	0.00	3,499.35	3,499.16
FUND 36 TOTAL	23,421.82	58.19	1,229.00CR	22,251.01	22,617.28
MEDIATION FUND					
37 -000-1030	1,450.00	0.00	0.00	1,450.00	1,450.00
FUND 37 TOTAL	1,450.00	0.00	0.00	1,450.00	1,450.00
JURY					
38 -000-1030	0.00	0.00	0.00	0.00	0.00
FUND 38 TOTAL	0.00	0.00	0.00	0.00	0.00
HIGHWAY					
40 -000-1030	47,104.25CR	59,296.56	0.00	12,192.31	18,776.75CR
FUND 40 TOTAL	47,104.25CR	59,296.56	0.00	12,192.31	18,776.75CR

	BEGINNING BALANCE	TOTAL DEBITS	TOTAL CREDITS	ENDING BALANCE	AVERAGE DAILY BALANCE
ROAD & BRIDGE GEN NO. 1					
41 -000-1030 CASH IN BANK	157,261.99	1,344.92	39,764.68CR	118,842.23	139,657.93
41 -000-1040 CASH IN TEX POOL	14,983.13	0.83	0.00	14,983.96	14,983.16
FUND 41 TOTAL	172,245.12	1,345.75	39,764.68CR	133,826.19	154,641.09
ROAD & BRIDGE GEN NO. 2					
42 -000-1030 CASH IN BANK	192,682.78	103.94	69,873.55CR	122,913.17	152,936.80
42 -000-1040 CASH IN TEXPOOL	15,219.99	0.84	0.00	15,220.83	15,220.02
FUND 42 TOTAL	207,902.77	104.78	69,873.55CR	138,134.00	168,156.82
ROAD & BRIDGE GEN NO. 3					
43 -000-1030 CASH IN BANK	109,037.77	64.51	30,410.12CR	78,692.16	94,923.31
43 -000-1040 CASH IN TEX POOL	23,922.53	1.34	0.00	23,923.87	23,922.57
FUND 43 TOTAL	132,960.30	65.85	30,410.12CR	102,616.03	118,845.88
ROAD & BRIDGE GEN NO. 4					
44 -000-1030 CASH IN BANK	262,762.23	151.39	72,071.28CR	190,842.34	222,749.96
44 -000-1040 CASH IN TEX POOL	14,533.23	0.80	0.00	14,534.03	14,533.26
FUND 44 TOTAL	277,295.46	152.19	72,071.28CR	205,376.37	237,283.22
ROAD & BRIDGE LATERAL RD					
45 -000-1030 CASH IN BANK	5,316.78	0.00	0.00	5,316.78	5,316.78
FUND 45 TOTAL	5,316.78	0.00	0.00	5,316.78	5,316.78
PCT#1 BRIDGE REPLACEMENT					
46 -000-1030 CASH IN BANK	0.00	0.00	0.00	0.00	0.00
46 -000-1040 CASH IN TEX POOL	0.00	0.00	0.00	0.00	0.00
FUND 46 TOTAL	0.00	0.00	0.00	0.00	0.00
PCT#2 BRIDGE REPLACEMENT					
47 -000-1030 CASH IN BANK	0.00	0.00	0.00	0.00	0.00
47 -000-1040 CASH IN TEX POOL	0.00	0.00	0.00	0.00	0.00
FUND 47 TOTAL	0.00	0.00	0.00	0.00	0.00

	BEGINNING BALANCE	TOTAL DEBITS	TOTAL CREDITS	ENDING BALANCE	AVERAGE DAILY BALANCE
PCT#3 BRIDGE REPLACEMENT					
48 -000-1030 CASH IN BANK	0.00	0.00	0.00	0.00	0.00
48 -000-1040 CASH IN TEX POOL	0.00	0.00	0.00	0.00	0.00
FUND 48 TOTAL	0.00	0.00	0.00	0.00	0.00
PCT#4 BRIDGE REPLACEMENT					
49 -000-1030 CASH IN BANK	0.00	0.00	0.00	0.00	0.00
49 -000-1040 CASH IN TEX POOL	0.00	0.00	0.00	0.00	0.00
FUND 49 TOTAL	0.00	0.00	0.00	0.00	0.00
PCT#1 EQUIPMENT REPLACMNT					
50 -000-1030 CASH IN BANK	0.01CR	0.00	0.00	0.01CR	0.01CR
50 -000-1040 CASH IN TEX POOL	0.96	0.00	0.00	0.96	0.96
FUND 50 TOTAL	0.95	0.00	0.00	0.95	0.95
PCT#2 EQUIPMENT REPLACMNT					
51 -000-1030 CASH IN BANK	24,293.12	11.25	20,000.00CR	4,304.37	16,551.55
51 -000-1040 CASH IN TEX POOL	0.78	0.00	0.00	0.78	0.78
FUND 51 TOTAL	24,293.90	11.25	20,000.00CR	4,305.15	16,552.33
PCT#3 EQUIPMENT REPLACMNT					
52 -000-1030 CASH IN BANK	30.34	0.02	0.00	30.36	30.34
52 -000-1040 CASH IN TEX POOL	0.13	0.00	0.00	0.13	0.13
FUND 52 TOTAL	30.47	0.02	0.00	30.49	30.47
PCT#4 EQUIPMENT REPLACMNT					
53 -000-1030 CASH IN BANK	23,576.64	20,021.29	0.00	43,597.93	31,319.26
53 -000-1040 CASH IN TEX POOL	4,732.75	0.34	0.00	4,733.09	4,732.76
FUND 53 TOTAL	28,309.39	20,021.63	0.00	48,331.02	36,052.02
COMMUNITY DEVELOPMNT GRNT					
55 -000-1050 CASH-COMMUNITY A	4,500.00	64,666.05	69,166.05CR	0.00	3,682.78
FUND 55 TOTAL	4,500.00	64,666.05	69,166.05CR	0.00	3,682.78

	BEGINNING BALANCE	TOTAL DEBITS	TOTAL CREDITS	ENDING BALANCE	AVERAGE DAILY BALANCE
MAURITZ CAMP FUND					
CASH IN BANK	10,262.89	6.98	0.00	10,269.87	10,263.12
CASH IN TEXPOOL	942.23	0.00	0.00	942.23	942.23
FUND 56 TOTAL	11,205.12	6.98	0.00	11,212.10	11,205.35
ABANDONED MOTOR VEHICLE					
CASH IN BANK	11,781.30	0.00	375.00CR	11,406.30	11,527.27
CASH IN TEXPOOL	4,122.51	0.34	0.30CR	4,122.55	4,122.22
CASH IN BANK - A	8,212.83	0.00	0.00	8,212.83	8,212.83
FUND 57 TOTAL	24,116.64	0.34	375.30CR	23,741.68	23,862.32
RECYCLING GRANT					
CASH IN BANK	0.00	0.00	0.00	0.00	0.00
FUND 58 TOTAL	0.00	0.00	0.00	0.00	0.00
TIFB GRANT					
CASH IN BANK	0.00	0.00	0.00	0.00	0.00
FUND 59 TOTAL	0.00	0.00	0.00	0.00	0.00
COASTAL IMPCT ASSISTANCE					
CASH IN BANK	5,263.53	0.00	848.75CR	4,414.78	5,071.88
FUND 72 TOTAL	5,263.53	0.00	848.75CR	4,414.78	5,071.88
AIRPORT					
CASH IN BANK	4,210.85	4,526.41	2,607.64CR	6,129.62	5,504.37
CLEARING	1,667.67	10,513.72	1,678.22CR	10,503.17	652.74
CASH IN TEXPOOL	4,971.12	0.34	0.00	4,971.46	4,971.13
FUND 80 TOTAL	10,849.64	15,040.47	4,285.86CR	21,604.25	11,128.24
JAIL COMMISSARY					
CASH IN BANK	1,347.32	0.58	1,116.77CR	231.13	863.94
CASH IN TEXPOOL	1,275.51	0.00	0.00	1,275.51	1,275.51
FUND 81 TOTAL	2,622.83	0.58	1,116.77CR	1,506.64	2,139.45

	BEGINNING BALANCE	TOTAL DEBITS	TOTAL CREDITS	ENDING BALANCE	AVERAGE DAILY BALANCE
PASSPORT PICTURE FUND					
82 -000-1030 CASH IN BANK	0.00	0.00	0.00	0.00	0.00
FUND 82 TOTAL	0.00	0.00	0.00	0.00	0.00
STATE FEES					
88 -000-1030 CASH IN BANK	75,316.68	29,551.54	71,454.36CR	33,413.86	77,825.95
FUND 88 TOTAL	75,316.68	29,551.54	71,454.36CR	33,413.86	77,825.95
TRUST INVESTMENT					
89 -000-1020 CASH - WILBREEZE	0.00	0.00	0.00	0.00	0.00
89 -000-1030 CASH IN BANK	0.00	7,425.48	7,175.48CR	250.00	968.73
89 -000-1040 CASH IN TEXPOOL	82,668.60	215.05	6,964.87CR	75,918.78	80,265.28
FUND 89 TOTAL	82,668.60	7,640.53	14,140.35CR	76,168.78	81,234.01
DISTRICT CLERK RESRV ACCT					
90 -000-1030 CASH IN BANK	24,023.20	15.00	9,961.82CR	14,076.38	21,774.24
90 -000-1040 CASH IN TEXPOOL	0.00	0.00	0.00	0.00	0.00
FUND 90 TOTAL	24,023.20	15.00	9,961.82CR	14,076.38	21,774.24
CNTYWIDE DRAINAGE DIST					
92 -000-1030 CASH IN BANK	0.00	9,081.93	9,081.93CR	0.00	4,980.41
92 -000-1040 CASH IN TEXPOOL	0.00	0.00	0.00	0.00	0.00
FUND 92 TOTAL	0.00	9,081.93	9,081.93CR	0.00	4,980.41
OFFICE FEE ACCOUNT					
93 -000-1030 CASH IN BANK	0.00	0.00	0.00	0.00	0.00
FUND 93 TOTAL	0.00	0.00	0.00	0.00	0.00
OMNIBASE COLLECTION FUND					
94 -000-1030 CASH IN BANK	0.00	0.00	0.00	0.00	0.00
FUND 94 TOTAL	0.00	0.00	0.00	0.00	0.00
REPORT TOTALS	9,244,357.41	539,631.87	1,092,060.88CR	8,691,928.40	9,041,245.28

<u>INVESTMENTS</u>	<u>NAME</u>	<u>ACCT #</u>	<u>06/30/2011</u>	<u>INTEREST</u>	<u>DEPOSIT</u>	<u>WITHDRAW</u>	<u>07/31/2011</u>
			<u>BALANCE</u>				<u>BALANCE</u>
	Road & Bridge Precinct #1	1100	14,983.13	0.83			14,983.96
	Road & Bridge Precinct #2	1200	15,219.99	0.84			15,220.83
	Road & Bridge Precinct #3	1300	23,922.53	1.34			23,923.87
	Road & Bridge Precinct #4	1400	14,533.23	0.80			14,534.03
	General	1500	245,753.26	13.86	1.40		245,768.52
	Historical Commission	1700	3,499.15	0.20			3,499.35
	Child Welfare	1800	4,192.67	0.34			4,193.01
	Sales Tax	2500	4,780.85	0.34			4,781.19
	Brackenridge School	4200	2,121.69	0.05			2,121.74
	Sheriff Forfeiture	4600	5,636.08	0.35			5,636.43
	District Attorney Forfeiture	4700	9,025.86	0.46			9,026.32
	Security Fund	5100	5,000.30	0.34	0.30		5,000.34
	Juvenile Probation Grants	5300	2,079.77	0.05			2,079.82
	Permanent Improvement	5500	1,025.53				1,025.53
	Abandoned Motor Vehicle	5700	4,122.51	0.34	0.30		4,122.55
	Records Management (Clerk only)	5800	2,600.20	0.09	0.20		2,600.09
	Airport	6000	4,971.12	0.34			4,971.46
	Health	6200	4,674.06	0.34	0.30		4,674.10
	Jail Commissary	6300	1,275.51				1,275.51
	Commissary Telephone	6400	4,000.30	0.31	0.30		4,000.31
	Boys Scouts/Camp Mauritz	7100	942.23				942.23
	Moore Seizure	7104	2,462.73	0.09			2,462.82
	Ramirez Seizure	7105	4,841.16	0.34			4,841.50
	DeLeon Seizure	7203	1,860.80	0.04			1,860.84
	Rojas Seizure	7210	10,880.62	0.64			10,881.26
	Ewing Seizure	7213	10,687.99	0.60			10,688.59
	Roman Seizure	7301	5,250.23	0.34			5,250.57
	Barron Seizure	7308	4,958.09	0.34			4,958.43
	Guerrero Seizure	7309	15,268.29	0.84			15,269.13
	Gonzalez Seizure #1	7314	5,002.66	0.19	5,002.85		0.00
	Gonzalez Seizure #2	7315	1,057.02		1,057.02		0.00
	Gonzalez/Samuel Seizure	7316	905.00		905.00		0.00
	Binning Heirs Trust Cause #4563	7406	2,218.73	0.05			2,218.78
	Cordele Church & Cemetery	7502	10,718.24	0.61			10,718.85
	Callis Receivership	7504	6,557.04	0.36	210.61		6,768.01
	Pct #1 Equipment Purchase	8500	0.96				0.96
	Pct #2 Equipment Purchase	8600	0.78				0.78
	Pct #3 Equipment Purchase	8700	0.13				0.13
	Pct #4 Equipment Purchase	8800	4,732.75	0.34			4,733.09
	TOTAL IN TEXPOOL		461,763.19	26.00	212.01	6,966.27	455,034.93
	AVERAGE INTEREST		0.0793%				0.0665%
	Texas CLASS		502,638.55	59.70			502,698.25
	AVERAGE INTEREST		0.1600%				0.1400%
	Transfer Station Certificate of Deposit Prosperity		17,491.10				17,491.10
	DEPOSITORY BANK ACCOUNT INTEREST			6,955.68			
	Cafeteria (Flexible Spending) Account		9,215.87			642.66	8,573.21

This report is made in accordance with provisions of Government Code 2256 (Section 2256.023). The investments held in the Jackson County portfolio comply with the Public Funds Investment This report is true and correct to the best of my Respectfully Submitted,

Mary Horton

Mary Horton, CCT, CIO

Pledge Security Listing
July 31, 2011

Cusip	ID	Description	Safekeep	Receipt	Face	Current Par	Cpn	Call	Mature	Moody S&P	Fitch	F115	Book	Market	Gain
JACKSON COUNTY															
31335HQ30	863	FHLMC C90474	FHLB	xxx	1,057,687	30,909	7.00		08/01/21	AAA	AAA	HTM	30,938.05	34,360.74	3,422.68
31400EFU9	1115	FNMA 685179	FHLB	xxx	9,500,000	1,682,072	5.00		03/01/18	AAA	AAA	HTM	1,686,285.63	1,798,010.67	111,725.04
3128H4SR1	1176	FHLMC E96828	FHLB	xxx	2,113,672	142,165	4.50		06/01/13	AAA	AAA	HTM	142,220.54	145,827.09	3,606.55
31371LFS3	1189	FNMA 254988	FHLB	x	4,620,668	414,269	4.00		11/01/13	AAA	AAA	HTM	414,286.59	424,320.54	10,033.95
31283KT40	1194	FHLMC G-11471	FHLB	x	12,320,786	1,035,443	4.00		11/01/13	AAA	AAA	HTM	1,035,361.81	1,060,971.92	25,610.11
3128MBNA1	2047	FHLMC G-12885	FHLB	x	8,737,093	3,276,183	5.00		06/01/21	AAA	AAA	HTM	3,275,860.87	3,514,524.98	238,664.10
3128MBTJ6	2412	FHLMC G-13053	FHLB	x	13,200,000	5,138,547	4.50		04/01/23	AAA	AAA	HTM	5,208,250.55	5,457,907.70	249,657.14
31416XHX1	2473	FNMA AB2045	FHLB	x	2,997,642	2,780,629	3.50		01/01/21	AAA	AAA	HTM	2,821,545.33	2,884,902.43	63,357.10
649	JACKSON COUNTY				54,547,548	14,500,216							14,614,749.38	15,320,826.07	706,076.69

Reference to Interest Rate Shifts represent a shift in the Treasury Curve. Actual Market Yield shift on Individual Securities may differ. See the report 'Market Yield Shift Assumptions' for more information.

Other Reports



1-800-922-8860, incplanning.com

Although the information in this report has been obtained from sources believed to be reliable, its accuracy cannot be guaranteed.

Report Set Page # 185
07/27/11 - 3:49:57 PM
s:\Operational Departments\Accounting Department\Portfolio\mcp portfolio files\PledgeRptb.72011.csv
Version 5/12/2011