JACKSON COUNTY, TEXAS

2014 BUDGET

Dennis Simons, County Judge
Wayne Hunt, Commissioner, Precinct #1
Wayne Bubela, Commissioner, Precinct #2
Johnny Belicek, Commissioner, Precinct #3
Larry Deyton, Commissioner, Precinct #4

JACKSON COUNTY, TEXAS
2014 BUDGET

AS FILED WITH THE COUNTY CLERK ON AUGUST 27, 2013
and
APPROVED BY COMMISSIONERS COURT ON SEPTEMBER 16, 2013

FOR: Dennis Simons, Wayne Hunt, Wayne Bubela, Johnny Belicek, Larry Deyton
AGAINST:
PRESENT and not voting:
ABSENT:

This budget will raise less revenue from property taxes than last year's budget by $90,728, which is a 1.68% decrease from last year's budget. The property tax revenue to be raised from the new property added to the tax roll this year is $41,184.04

	Proposed	Actual
Tax Rate Year	2013	2012
Budget Year	2014	2013
Total Tax Rate	**0.3866**	**0.4326**
Effective Tax Rate	0.3967	0.4326
Effective M&O Rate	0.3967	0.4326
Rollback Tax Rate *	0.3866	0.4395
No Bonded Debt Outstanding		

**Adjusted for 0.50% Sales Tax*

THE STATE OF TEXAS §
COUNTY OF JACKSON §

Budget for the Fiscal Year 2014

This budget is submitted in accordance with section 111.006 of the Texas Government Code.

Based on the 2013 Estimated Assessed Valuation of $1,327,322,899 and Deductions for Delinquencies of 2%, a Tax Levy thereon will Produce Approximately $ 130,077 per one Penny Tax Levy.

Jackson County previously enacted an over 65 and disabled tax freeze which effects total taxes collected.

Jackson County's budget includes *only* Jackson County revenues, expenditures and other information though Jackson County County-Wide Drainage District's tax rate is considered when determining Jackson County's Effective and/or Roll Back Rate.

APPROVED this the 16th day of **September, 2013**

DENNIS SIMONS
COUNTY JUDGE
JACKSON COUNTY, TEXAS

BUDGET CERTIFICATE

THE STATE OF TEXAS §
COUNTY OF JACKSON §

Budget for the Fiscal Year 2014

We Dennis Simons, County Judge; Barbara Williams, County Clerk; and Michelle Darilek, County Auditor, of Jackson County, Texas, do hereby certify that the attached budget is a true and correct copy of the 2014 Fiscal Year Budget of Jackson County, Texas as passed and approved by the Commissioners' Court of said county on the 16th day of September, 2013. The same appears on file in the office of the County Clerk of said County.

Dennis Simons, County Judge

Barbara Williams, County Clerk

Michelle Darilek, County Auditor

SWORN TO AND SUBCRIBED before me on this 17th day of September, 2013.

Notary Public in and for
the State of Texas

Judy Lundy
Notary Public
State of Texas
My Comm. Exp. 2-19-15

COUNTY OF JACKSON
2014 BUDGET
TABLE OF CONTENTS

DESCRIPTION	PAGE	FUND
Annual Ad Valorem Revenue	I	
Budget Recap Report	II	
Revenues By Fund	III	
Expenditures by Fund	IV	
Expenditures by Fund - Chart	V	
General Fund Revenues and Expenditures	VI	
General Fund Expenditures By Function-Chart	VII	
Road & Bridge Expenditures	VIII	

DESCRIPTION	PAGE	FUND
GENERAL FUND		
Revenues	1-2	10
County Judge	3	10-400
Commissioners' Court	4	10-401
Elections/HAVA	5	10-402
County Clerk	6	10-403
Emergency Management	7	10-406
Non-Departmental	8	10-409
District Court	9	10-435
Court Expense	10	10-436
Criminal District Attorney	11	10-437
District Clerk	12	10-450
Justice of the Peace, Precinct #1	13	10-455
Justice of the Peace, Precinct #2	14	10-456
Jury	15	10-466
County Auditor	16	10-495
County Treasurer	17	10-497
Tax Assessor/Collector	18	10-499
Public Facilities	19-20	10-510
Emergency Med Service	21	10-540
Fire Protection	22	10-543
EMS/"Jaws"	23	10-545
Constable, Precinct #1	24	10-551
Constable, Precinct #2	25	10-552
Sheriff	26-27	10-560
Corrections	28-29	10-561
LNRA Security Contract	30	10-562
Juvenile Probation	31	10-570
24th Judicial District/Adult Probation	32	10-578
DPS/Troopers	33	10-581

COUNTY OF JACKSON
2014 BUDGET
TABLE OF CONTENTS

DESCRIPTION	PAGE	FUND
GENERAL Continued		
DPS/License & Weight	34	10-582
Sanitation	35	10-595
Permitting & Inspection	36	10-600
Health & Human Services	37	10-640
County Library	38	10-650
Parks	39	10-660
Ag Extension Service	40	10-665
U.S. Soil Conservation Service	41	10-670
Other Financing Sources/Uses	41	10-700
Permanent Improvement	42-44	12
Commissary Telephone	45-47	15
District Attorney Hot Check	48-50	17
Elections Administration	51-52	18
Forfeiture, District Attorney	53-55	19
Forfeiture, Sheriff	56-57	21
Technology Fund	58-61	23
Juvenile Probation Discretionary	62-63	24
Juvenile Probation Grants		
Revenues	64	25
State Aid TJPC-A-120 - Expenditures	65	25-571
Title IVE - Expenditures	66	25-575
Commitment Reduction TJPC-C-Expenditures	67	25-579
Mental Health TJJC-N-Expenditures	68	25-580
Law Library	69-70	26
LEOSE, Law Enforcement Officers Ed		
Revenues	71	27-334
Constable, Precinct #1 - Expenditures	72	27-551
Constable, Precinct #2 - Expenditures	73	27-552
Library Memorial Fund	74-76	28
Records Management, County Clerk	77-79	29
Records Management, County	80-81	30
Records Management, District Clerk	82-83	31
Security Fund	84-85	32
Child Abuse Prevention	86-87	34
Child Welfare	88-89	35
Historical Commission	90-91	36
Mediation Fund	92	37
Highway	93-98	40

COUNTY OF JACKSON
2014 BUDGET
TABLE OF CONTENTS

DESCRIPTION	PAGE	FUND
Road & Bridge, General, Precinct #1	99-102	41
Road & Bridge, General, Precinct #2	103-105	42
Road & Bridge, General, Precinct #3	106-108	43
Road & Bridge, General, Precinct #4	109-111	44
Road & Bridge, Lateral Road	112-116	45
Precinct #1 Equipment Replacement	117-119	50
Precinct #2 Equipment Replacement	120-122	51
Precinct #3 Equipment Replacement	123-125	52
Precinct #4 Equipment Replacement	126-127	53
Construction Grants	128-130	55
Mauritz Camp Fund	131-132	56
Abandoned Motor Vehicle	133-134	57
Coastal Impact Assistance	135-136	72
Airport	137-138	80
Jail Commissary	139-140	81
County-Wide Drainage District	141-142	92
CAPTIAL OUTLAY	143-148	

COUNTY OF JACKSON
BUDGET
FISCAL YEAR ENDING
SEPTEMBER 30, 2014

COMPARISON OF ANNUAL AD VALOREM REVENUE

	FISCAL 2010 BUDGET	***FISCAL 2011 BUDGET***	***FISCAL 2012 BUDGET***	***FISCAL 2013 BUDGET***	***FISCAL 2014 BUDGET***
MARKET VALUE	$ 1,139,325,427	$ 1,104,173,481	$ 1,143,794,108	$ 1,208,126,404	$ 1,327,322,899
RATE	0.4506	0.4651	0.4523	0.4326	0.3866
EXPECTED AD VALOREM BEFORE OVER 65 AND DISABLED "FROZEN" TAXES	$ 5,133,800	$ 5,135,511	$ 5,173,381	$ 5,226,355	$ 5,131,430
OVER 65 AND DISABLED TAXES	$ 236,874	$ 237,890	$ 271,894	$ 285,305	$ 287,650
TOTAL EXPECTED AD VALOREM ASSESSED	$ 5,370,674	$ 5,373,401	$ 5,445,275	$ 5,511,660	$ 5,419,080
COLLECTION RATE	98%	98%	98%	98%	98%
TOTAL EXPECTED AD VALOREM COLLECTED	**$ 5,263,260**	**$ 5,265,933**	**$ 5,336,369**	**$ 5,401,427**	**$ 5,310,698**

BUDGET RECAP REPORT - RECOMMENDED AMOUNTS
AS OF: SEPTEMBER 30TH, 2013

FUND	RECOMMENDED REVENUES	ENDING FUND BALANCE	AVAILABLE FUNDS	RECOMMENDED EXPENDITURES	ENDING FUND BALANCE
10 -GENERAL	7,668,029.00	7,248,777.58	14,916,806.58	8,971,307.50	5,945,499.08
12 -PERMANENT IMPROVEMENT	32,099.00	219,344.81	251,443.81	251,443.00	0.81
15 -COMMISSARY TELEPHONE	39,000.00	24,233.86	63,233.86	57,743.00	5,490.86
17 -DISTRICT ATTORNEY-HOT CHK	3,500.00	8,678.10	12,178.10	11,627.00	551.10
18 -ELECTIONS ADMINISTRATION	650.00	138.92	788.92	728.00	60.92
19 -FORFEITURE-DIST ATTORNEY	5,250.00	297,501.83	302,751.83	38,556.00	264,195.83
21 -FORFEITURE-SHERIFF	100.00	52,985.09	53,085.09	16,160.00	36,925.09
23 -TECHNOLOGY FUND	9,200.00	2,947.37	12,147.37	12,095.00	52.37
24 -JUV PROB DISCRETIONARY	2,750.00	3,722.25	6,472.25	6,400.00	72.25
25 -JUVENILE PROBATION GRANTS	129,535.53	12,016.90	141,552.43	132,135.53	9,416.90
26 -LAW LIBRARY	20,732.00	1,069.87	21,801.87	20,000.00	1,801.87
27 -LEOSE-LAW ENF OFFICERS ED	0.00	2,990.13	2,990.13	2,990.13	0.00
28 -LIBRARY-MEMORIAL FUND	5,750.00	9,185.93	14,935.93	8,700.00	6,235.93
29 -RECORDS MGT- COUNTY CLERK	36,700.00	57,228.33	93,928.33	93,885.00	43.33
30 -RECORDS MGT - COUNTY	8,600.00	33,982.63	42,582.63	34,435.00	8,147.63
31 -RECORDS MGT - DIST CLERK	4,500.00	3,768.05	8,268.05	6,836.00	1,432.05
32 -SECURITY FUND	14,100.00	71,419.69	85,519.69	50,681.00	34,838.69
34 -CHILD ABUSE PREVENTION	1,200.00	1,643.00	2,843.00	2,450.00	393.00
35 -CHILD WELFARE	20.00	9,592.17	9,612.17	2,500.00	7,112.17
36 -HISTORICAL COMMISSION	1,520.00	33,222.52	34,742.52	31,200.00	3,542.52
37 -MEDIATION FUND	0.00	1,450.00	1,450.00	0.00	1,450.00
40 -HIGHWAY	541,116.00	47,635.62	588,751.62	588,751.00	0.62
41 -ROAD & BRIDGE GEN NO. 1	464,537.00	199,393.85	663,930.85	663,930.00	0.85
42 -ROAD & BRIDGE GEN NO. 2	505,050.00	335,067.75	840,117.75	840,117.00	0.75
43 -ROAD & BRIDGE GEN NO. 3	402,081.00	22,599.75	424,680.75	424,680.00	0.75
44 -ROAD & BRIDGE GEN NO. 4	672,004.00	212,851.74	884,855.74	884,855.00	0.74
45 -ROAD & BRIDGE LATERAL RD	20,964.00	0.00	20,964.00	20,964.00	0.00
50 -PCT#1 EQUIPMENT REPLACMNT	20,250.00	0.95	20,250.95	20,000.00	250.95
51 -PCT#2 EQUIPMENT REPLACMNT	20,520.00	0.05	20,520.05	20,520.00	0.05
52 -PCT#3 EQUIPMENT REPLACMNT	20,000.00	0.66	20,000.66	20,000.00	0.66
53 -PCT#4 EQUIPMENT REPLACMNT	20,200.00	50,698.64	70,898.64	70,898.00	0.64
55 -CONSTRUCTION GRANTS	172,017.00	0.00	172,017.00	172,017.00	0.00
56 -MAURITZ CAMP FUND	20.00	11,355.28	11,375.28	11,375.00	0.28
57 -ABANDONED MOTOR VEHICLE	20,205.00	36,742.94	56,947.94	54,600.00	2,347.94
72 -COASTAL IMPCT ASSISTANCE	765,399.34	(4,155.05)	761,244.29	775,082.07	(13,837.78)
80 -AIRPORT	4,700.00	23,688.27	28,388.27	13,400.00	14,988.27
81 -JAIL COMMISSARY	8,504.00	2,650.10	11,154.10	10,800.00	354.10
92 -CNTYWIDE DRAINAGE DIST	1,076,420.00	0.00	1,076,420.00	1,076,420.00	0.00
GRAND TOTAL - ALL FUNDS	12,717,222.87	9,034,429.58	21,751,652.45	15,420,281.23	6,331,371.22

*** END OF REPORT ***

COUNTY OF JACKSON

BUDGETED REVENUES BY FUND

FISCAL YEAR ENDING SEPTEMBER 30, 2014

	2012 Actual	Amended 2013 Budget	2014 Budget
General	7,188,984	8,191,512	7,668,029
Sales Tax	1,053,973	-	-
Permanent Improvement	2,166	900	800
Commissary Telephone	35,647	33,000	39,000
Court Reporter Services	2,235	-	-
District Attorney Hot Check	4,067	3,500	3,500
Elections Administration	685	-	650
District Attorney Forfeiture	11,953	4,000	5,250
Sheriff Forfeiture	30,059	100	100
Health	12,789	-	-
Court Technology Fund	9,656	9,150	9,200
Juvenile Probation Discretionary	3,822	2,750	2,750
Juvenile Probation State Grants	110,963	122,589	129,536
Law Library	8,015	7,700	7,700
Law Enforcement Officers Education	-	-	-
Memorial Library	6,619	5,500	5,750
Records Management	39,295	34,175	36,700
County Records Management	9,055	8,000	8,600
District Clerk Records Management	4,486	3,750	4,500
Security Fees	15,498	14,320	14,100
Child Abuse Prevention & Family Protection	1,480	1,300	1,200
Child Welfare	64	60	20
Historical Commission	12,072	150	320
Highway	552,457	530,195	541,116
Road & Bridge Operating #1	8,778	364,666	9,268
Road & Bridge Operating #2	27,617	190,418	9,468
Road & Bridge Operating #3	4,061	9,068	8,468
Road & Bridge Operating #4	40,092	11,068	12,968
Road & Bridge Lateral Roads	21,205	20,965	20,964
Road & Bridge Equipment Replacement #1	-	-	250
Road & Bridge Equipment Replacement #2	146	100	520
Road & Bridge Equipment Replacement #3	4,198	200	-
Road & Bridge Equipment Replacement #4	548	250	200
Construction Grants	1,129,327	933,523	172,017
Maurtiz Camp	77	50	20
Abandoned Motor Vehicle	4,969	12,000	20,205
Coastal Impact Assistance	239,408	1,007,396	765,399
Airport	11,682	22,470	4,700
Jail Commissary	10,892	10,004	8,504
County Wide Drainage District	1,079,704	1,089,737	1,076,420
TOTAL BUDGETED REVENUES BY FUND	11,698,744	12,644,566	10,588,192

Excludes interfund transfers

COUNTY OF JACKSON
EXPENDITURES BY FUND
FISCAL YEAR ENDING SEPTEMBER 30, 2014

	2012 Actual	Amended 2013 Budget	2014 Budget
General	6,150,610	7,447,584	7,026,028
Sales Tax	-	-	-
Permanent Improvement	60,496	193,193	251,443
Commissary Telephone	85,291	69,438	57,743
Court Reporter Services	250	-	-
District Attorney Hot Check	9,714	11,595	11,627
Elections Administration	535	199	728
District Attorney Forfeiture	17,829	30,664	38,556
Sheriff Forfeiture	9,859	12,163	16,160
Health	30,295	-	-
Justice Court Technology Fund	13,411	15,263	12,095
Juvenile Probation Discretionary	6,200	5,000	6,400
Juvenile Probation State Grants	111,411	125,089	132,136
Law Library	18,981	19,500	20,000
Law Enforcement Officers Education	1,856	4,136	2,990
Memorial Library	5,058	6,950	8,700
Records Management	86,985	65,689	93,885
County Records Management	4,217	24,422	34,435
District Clerk Records Management	2,549	6,822	6,836
Security Fees	18,240	50,580	50,681
Child Abuse Prevention & Family Protection	2,000	3,000	2,450
Child Welfare	250	5,000	2,500
Historical Commission	1,082	16,400	31,200
Highway	-	-	405,000
Road & Bridge Operating #1	425,525	888,917	663,930
Road & Bridge Operating #2	473,775	739,091	840,117
Road & Bridge Operating #3	317,294	452,795	424,680
Road & Bridge Operating #4	634,564	839,643	884,855
Road & Bridge Lateral Roads	21,205	21,443	20,964
Road & Bridge Equipment Replacement #1	20,000	20,000	20,000
Road & Bridge Equipment Replacement #2	29,400	42,871	20,520
Road & Bridge Equipment Replacement #3	20,349	35,846	20,000
Road & Bridge Equipment Replacement #4	630	98,545	70,898
Construction Grants	1,129,327	933,523	172,017
Maurtiz Camp	-	11,352	11,375
Abandonded Motor Vehicle	13,695	22,286	54,600
Coastal Impact Assistance	234,230	1,013,244	775,082
Airport	15,141	134,785	13,400
Jail Commissary	9,153	13,592	10,800
County Wide Drainage District	1,079,704	1,089,737	1,076,420
TOTAL BUDGETED EXPENDITURES BY FUND	11,061,111	14,470,357	13,291,251

Exludes interfund transfers

COUNTY OF JACKSON
BUDGETED EXPENDITURES BY FUNDS
FISCAL YEAR ENDING SEPTEMBER 30, 2014

Road & Bridge Funds	3,370,964
General Funds	7,277,471
Special Revenue	1,542,196
Enterprise Funds	24,200
County Wide Drainage District	1,076,420
	13,291,251 *

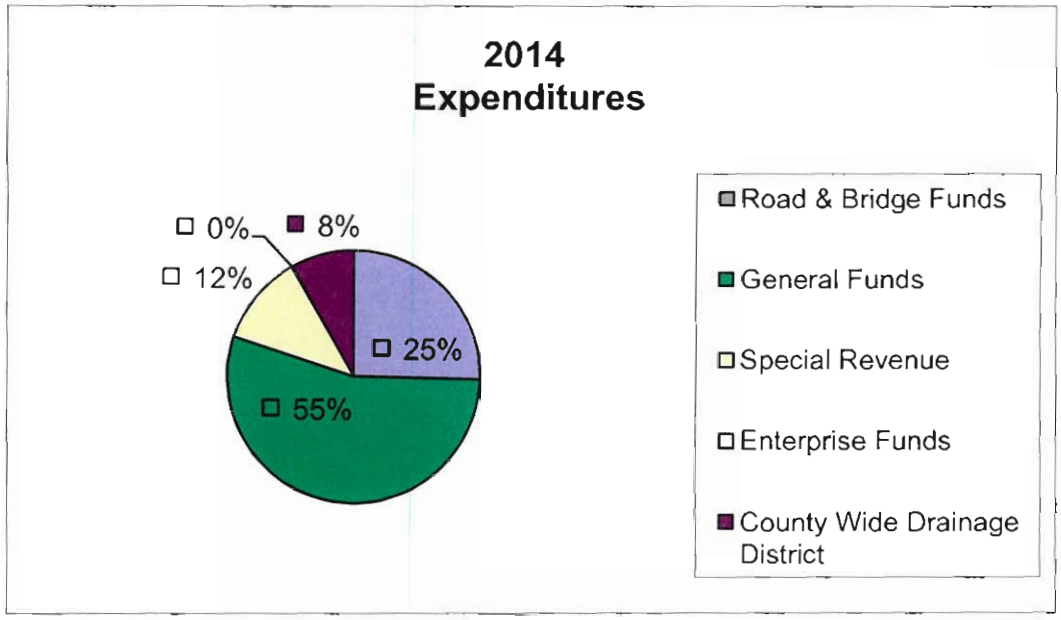

General Funds: General, Sales Tax, Permanent Improvement

Special Revenue: Historical Commission, Child Welfare, Juvenile Probation Funds, Memorial Library, Health, LOESE, Child Abuse Prevention, Coastal Impact, Community Development, CDA Forfeiture, Sheriff Forfeiture, Law Library, District Attorney, Jury, Records Management, County Records Management, District Clerk Records Management, Courthouse Security, Court Reporter, Commissary Telephone, Justice Court Technology, Election Administration Abandoned Motor Vehicle, Mauritz Camp

Enterprise Funds: Airport and Commissary

*Does not include transfers

COUNTY OF JACKSON

BUDGETED GENERAL FUND STATEMENT OF REVENUES AND EXPENDITURES
FISCAL YEAR ENDING SEPTEMBER 30, 2014

	2012 Actual	Amended 2013 Budget	2014 Budget
REVENUES			
Taxes	5,487,920	6,352,227	6,437,548
Licenses and Permits	19,650	13,700	8,700
Intergovernmental Revenue	356,711	673,238	74,112
Charges for Services	616,249	529,150	569,180
Fines and Forfeitures	511,227	471,750	436,750
Miscellaneous Revenue	197,227	151,447	141,739
TOTAL REVENUES	7,188,984	8,191,512	7,668,029
EXPENDITURES			
County Judge	144,244	153,099	159,017
Commissioners Court	280,826	293,512	303,771
Elections/HAVA	15,398	2,320	-
County Clerk	286,538	332,814	345,933
Emergency Management	86,229	61,153	40,789
Non Departmental	351,697	442,800	492,637
District Courts	64,429	70,309	71,305
Court Expense	125,084	138,638	210,700
Criminal District Attorney	345,883	375,536	396,703
District Clerk	174,508	189,982	196,975
Justice of the Peace #1	139,089	147,834	156,019
Justice of the Peace #2	127,267	143,959	149,782
Jury	21,968	25,075	30,075
County Auditor	227,664	253,402	268,019
County Treasurer	123,964	134,006	139,393
Tax Assessor Collector	299,908	332,720	337,497
Public Facilities	356,018	385,216	373,443
Emergency Medical Services	40,000	-	-
Fire Protection	34,250	46,750	17,250
EMS Jaws of Life	23,764	21,206	8,475
Constable Precinct #1	65,037	68,432	71,655
Constable Precinct #2	63,126	67,473	71,748
Sheriff	1,113,035	1,862,297	1,249,927
Corrections	1,004,579	1,086,768	1,141,235
LNRA Security Contract	54,398	56,365	58,871
Juvenile Probation Local Match	17,798	23,007	24,067
24th Judicial District Community Supervision & Corrections	2,269	5,000	2,500
DPS Troopers	2,885	4,155	4,100
DPS License & Weight	1,311	37,085	2,080
Sanitation	236,701	302,201	321,133
Permitting & Inspections	3,475	44,387	46,276
Human Health and Services	56,000	78,000	78,000
County Library	189,050	172,805	164,279
Parks	1,536	2,000	1,920
Ag Extension Service	68,682	85,278	88,454
Soil Conservation Service	2,000	2,000	2,000
TOTAL EXPENDITURES	6,150,610	7,447,584	7,026,028
REVENUE OVER/(UNDER) EXPENDITURES	1,038,374	743,928	642,001
OTHER FINANCING SOURCES	552,929	-	-
OTHER FINANCING USES	1,611,302	1,560,061	1,945,280
REVENUES & OTHER SOURCES OVER/(UNDER) EXPENDITURES & OTHER USES	(20,000)	(816,133)	(1,303,279)

COUNTY OF JACKSON
GENERAL FUND EXPENDITURES BY FUNCTION
FISCAL YEAR ENDING SEPTEMBER 30, 2012

General Government	1,342,147
Judicial	1,211,559
Financial Administration	744,909
Public Safety	2,651,908
Public Facilities	373,443
Environmental Protection	367,409
Health & Human Services	78,000
Culture & Recreation	166,199
Conservation	90,454
	7,026,028

2014 General Fund Expenditures

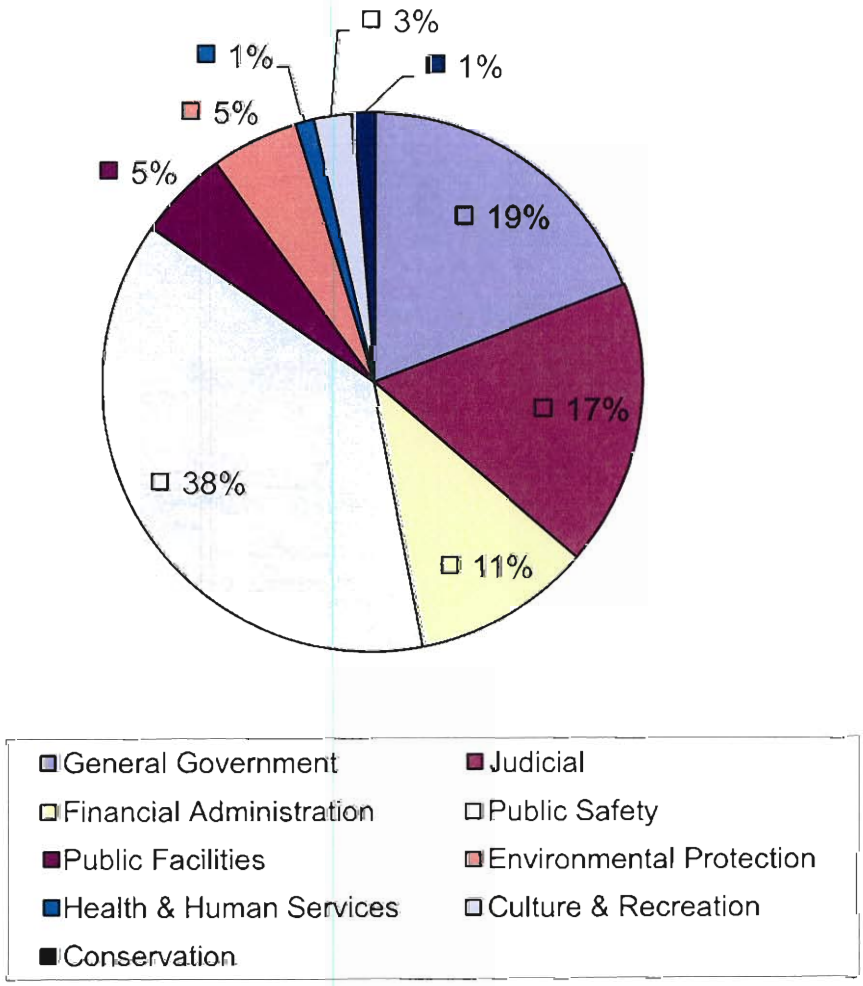

COUNTY OF JACKSON
ROAD AND BRIDGE EXPENDITURES
FISCAL YEAR ENDING SEPTEMBER 30, 2014

	#1	#2	#3	#4	TOTALS
Road & Bridge Operating	663,930	840,117	424,680	884,855	2,813,582
Road & Bridge Lateral Road	5,241	5,241	5,241	5,241	20,964
Road & Bridge Equipment Replacement	20,000	20,520	20,000	70,898	131,418
Road & Bridge - General	50,000	50,000	50,000	50,000	200,000
TOTAL ROAD & BRIDGE BUDGETED EXPENDITURES	739,171	915,878	499,921	1,010,994	3,165,964

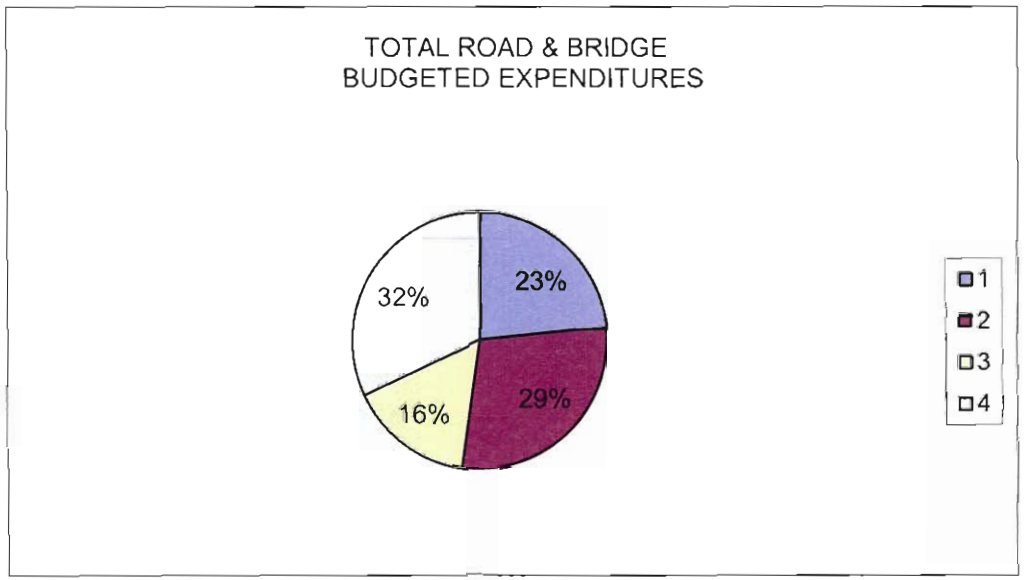

COUNTY OF JACKSON, TEXAS
2014 BUDGET

DETAILED FUND BUDGETS

APPROVED BUDGET
AS OF: SEPTEMBER 30TH, 2013

10 -GENERAL APPROVED 9/16/2013

REVENUES

	2010-2011 ACTUAL	2011-2012 ACTUAL	2012-2013 CURRENT BUDGET	2012-2013 Y-T-D ACTUAL	2012-2013 PROJECTED YEAR END	2013-2014 DEPARTMENT REQUESTED	2013-2014 COMM COURT RECOMMENDED	2013-2014 APPROVED BUDGET
TAXES								
10-310-3010 CURRENT TAXES	5,255,018	5,345,582	5,401,427	5,409,798	5,401,427	5,401,427	5,310,698	5,310,698
10-310-3020 DELINQUENT TAXES	71,293	77,218	70,000	77,989	72,139	70,000	70,000	70,000
10-310-3030 VEHICLE INVENTORY TAXES	5,766	5,132	500	6,641	6,641	1,000	1,000	1,000
10-318-3050 HOTEL/MOTEL TAX	3,146	3,886	2,800	5,467	5,467	3,300	3,300	3,300
10-318-3060 SALES TAX	0	0	825,000	1,316,056	1,306,838	1,000,000	1,000,000	1,000,000
10-318-3090 MIXED BEVERAGE TAX	541	523	500	850	850	550	550	550
10-319-3040 PENALTY & INTEREST - TAXES	50,597	55,578	52,000	58,413	52,953	52,000	52,000	52,000
TOTAL TAXES	5,386,361	5,487,920	6,352,227	6,875,214	6,846,315	6,528,277	6,437,548	6,437,548
LICENSES & PERMITS								
10-321-3070 FLOOD PLAIN PERMITS	1,575	4,075	2,300	2,775	2,355	1,500	2,300	2,300
10-321-3080 BINGO TAX,STATE	124	0	0	48	48	0	0	0
10-321-3596 FOOD ESTABLISHMENTS	0	0	0	190	170	100	100	100
10-321-3597 SEPTIC TANK PERMITS	0	15,575	11,400	9,945	8,860	6,000	6,300	6,300
TOTAL LICENSES & PERMITS	1,699	19,650	13,700	12,958	11,433	7,600	8,700	8,700
INTERGOVERNMENTAL REV.								
10-330-3101 HAVA	6,231	15,560	2,320	2,434	2,434	0	0	0
10-330-3102 SCAAP GRANT	0	0	0	4,705	4,705	0	0	0
10-330-3103 SECO ENERGY EFFICIENCY GRANT	30,455	24,852	0	0	0	0	0	0
10-330-3107 CIAP GRANT	0	2,851	0	0	0	0	0	0
10-330-3109 FEMA	0	0	0	0	0	0	0	0
10-330-3110 BJA SAVNS (VINE) GRANT	0	5,843	5,551	5,551	5,551	5,551	5,551	5,551
10-330-3115 CJD - JAG GRANT	7,500	0	0	0	0	0	0	0
10-330-3116 CJD - CAPITAL MURDER	0	0	0	0	0	0	0	0
10-330-3117 CJD - SHERIFF	67,900	0	0	0	0	0	0	0
10-333-3202 STATE GRANTS - BORDER SECURITY	30,375	110,532	11,070	17,011	20,000	0	0	0
10-333-3204 BULLETPROOF VEST PROGRAM	0	0	0	0	594	1,600	1,187	1,187
10-333-3215 GOLDEN CRESCENT REGIONAL PLANN	0	0	1,050	1,681	1,050	0	0	0
10-333-3220 INDIGENT DEFENSE GRANT SB7	55,250	18,333	11,000	16,384	16,384	15,000	15,000	15,000
10-333-3235 LIBRARY GRANTS	53,255	42,152	13,307	18,138	13,307	1,900	1,900	1,900
10-333-3240 MARSHALL FOUNDATION GRANT	0	0	21,762	121,762	121,762	0	0	0
10-333-3245 DIASTER MITIGATION GRANT	35,123	6,447	0	0	0	0	0	0
10-333-3280 STATE HOMELAND SECURITY G	76,661	82,234	559,487	561,078	561,078	0	3,924	3,924
10-334-3300 CHAPTER 19 FUNDS	549	2,255	1,230	1,230	0	0	0	0
10-334-3305 COUNTY JUDGE SALARY SUPPLEMENT	18,076	15,758	15,000	10,000	15,000	15,000	15,000	15,000
10-334-3310 ADA LONGEVITY SUPPLEMENT	0	960	960	720	960	960	960	960
10-334-3320 EMA PROGRAM, STATE	5,642	8,651	0	0	0	0	0	0
10-334-3325 JURY REIM (SB 1524)	14,416	15,838	12,000	13,180	12,370	12,000	12,000	12,000
10-339-3190 SHARED REVENUE, LOCAL GOVT	4,601	4,445	18,500	23,710	23,718	18,590	18,590	18,590
TOTAL INTERGOVERNMENTAL REV.	406,034	356,711	673,238	797,586	798,914	70,601	74,112	74,112

APPROVED BUDGET
AS OF: SEPTEMBER 30TH, 2013

10 -GENERAL APPROVED 9/16/2013
REVENUES

	2010-2011 ACTUAL	2011-2012 ACTUAL	2012-2013 CURRENT BUDGET	2012-2013 Y-T-D ACTUAL	2012-2013 PROJECTED YEAR END	2013-2014 DEPARTMENT REQUESTED	2013-2014 COMM COURT RECOMMENDED	2013-2014 APPROVED BUDGET
CHARGES FOR SERVICES								
10-340-3420 SHERIFF	8,059	8,762	8,000	11,606	9,362	8,000	8,000	8,000
10-340-3430 TREASURER	39,796	35,628	35,000	27,574	37,152	35,000	35,000	35,000
10-340-3440 COUNTY CLERK	169,746	173,306	150,000	168,366	167,810	150,000	160,000	160,000
10-340-3442 CO CLK - PROBATE-GUARDIANSHIP	960	1,040	950	1,280	1,160	975	980	980
10-340-3450 TAX A/C GENERAL	73,241	95,700	60,000	101,952	90,764	70,000	70,000	70,000
10-340-3451 TAX A/C, AD VALOREM	56,719	58,136	55,000	61,637	60,108	56,000	56,000	56,000
10-340-3452 TAX A/C, 15% COLL	2,587	4,528	2,000	6,916	6,862	2,500	2,500	2,500
10-340-3470 DISTRICT CLERK	52,129	44,504	45,000	45,610	46,790	45,000	45,000	45,000
10-340-3474 DISTRICT CLK - COURT REPORTER	0	0	2,000	2,248	2,300	2,100	2,100	2,100
10-340-3481 JP #1	5,657	4,962	4,500	6,468	6,616	5,200	5,200	5,200
10-340-3482 JP #2	3,511	5,532	5,500	6,449	6,334	5,000	5,200	5,200
10-340-3491 CONSTABLE PCT 1	17,980	13,030	12,000	16,938	16,060	13,000	13,000	13,000
10-340-3492 CONSTABLE PCT 2	12,136	10,090	9,500	9,682	10,500	10,000	10,000	10,000
10-340-3494 LIBRARY	1,548	1,719	1,200	1,993	1,875	1,500	1,500	1,500
10-342-3471 SALES OF PASSPORT PHOTOS	3,666	3,295	3,000	3,218	3,365	3,100	3,100	3,100
10-342-3481 UNCLASSIFIED REV, JP #1	8,857	8,549	8,500	7,398	9,491	8,600	8,600	8,600
10-342-3482 UNCLASSIFIED REV, JP #2	11,248	2,945	2,000	3,908	5,100	3,000	3,000	3,000
10-342-3490 TRANSFER STATION	148,038	144,521	125,000	146,035	154,500	140,000	140,000	140,000
TOTAL CHARGES FOR SERVICES	615,878	616,249	529,150	629,277	636,148	558,975	569,180	569,180
FINES & FORFEITURES								
10-350-3540 FINES, CO COURT	156,228	130,754	125,000	122,554	115,816	115,000	115,000	115,000
10-350-3570 FINES, DIST COURT	98,203	97,384	95,000	108,703	99,386	95,000	95,000	95,000
10-350-3581 FINES, JP 1	139,212	163,872	140,000	144,311	136,539	125,000	130,000	130,000
10-350-3582 FINES, JP 2	105,996	105,112	110,000	88,834	95,963	95,000	95,000	95,000
10-350-3594 FINES, CO LIBRARY	2,033	2,105	1,750	1,864	1,840	1,750	1,750	1,750
10-352-3545 BOND FORFEITURE, CO CLERK	0	0	0	0	0	0	0	0
10-352-3575 BOND FORFEITURE, DIST COURT	0	12,000	0	0	0	0	0	0
10-352-3583 BOND FORFEITURE, JP #1	0	0	0	0	0	0	0	0
10-352-3584 BOND FORFEITURE, JP #2	0	0	0	0	0	0	0	0
TOTAL FINES & FORFEITURES	501,672	511,227	471,750	466,266	449,544	431,750	436,750	436,750
MISCELLANEOUS REVENUE								
10-355-3651 CHAM COMM MEETING ROOM RENTAL	4,455	3,253	2,760	3,890	4,300	3,200	3,200	3,200
10-355-3652 CO SERV BLDG AUDITORIUM RENTAL	14,490	13,625	12,000	17,200	17,475	15,000	15,000	15,000
10-355-3654 WORKFORCE CENTER	4,560	4,560	4,560	4,560	4,560	4,560	4,560	4,560
10-355-3656 RENTAL, SURFACE	0	0	0	249	0	0	0	0
10-360-3600 INTEREST	68,881	71,284	67,000	84,497	98,404	55,927	55,927	55,927
10-360-3610 INTEREST IN C.D.'S	139	99	110	40	52	52	52	52
10-364-3640 SALE OF FIXED ASSETS	2,888	7,284	2,500	9,119	8,401	3,000	3,000	3,000
10-364-3641 COMPENSATED LOSSES	0	0	0	11,598	0	0	0	0
10-367-3670 CONTRIBUTIONS & DONATIONS FROM	5,372	26,400	0	1,163	0	0	0	0
10-370-3710 MISC REVENUE	55,365	25,722	17,517	33,857	21,523	15,000	15,000	15,000
10-370-3730 LNRA SECURITY CONTRACT	45,000	45,000	45,000	45,000	45,000	45,000	45,000	45,000
TOTAL MISCELLANEOUS REVENUE	201,150	197,227	151,447	211,172	199,715	141,739	141,739	141,739
TOTAL REVENUES	7,112,795	7,188,984	8,191,512	8,992,474	8,942,069	7,738,942	7,668,029	7,668,029

APPROVED BUDGET
AS OF: SEPTEMBER 30TH, 2013

10 -GENERAL APPROVED 9/16/2013
COUNTY JUDGE
EXPENDITURES

	2010-2011 ACTUAL	2011-2012 ACTUAL	2012-2013 CURRENT BUDGET	2012-2013 Y-T-D ACTUAL	2012-2013 PROJECTED YEAR END	2013-2014 DEPARTMENT REQUESTED	2013-2014 COMM COURT RECOMMENDED	2013-2014 APPROVED BUDGET
SALARIES								
10-400-4001 SALARY, ELECTED OFFICIAL	47,618	48,818	50,973	49,012	50,972	50,973	53,012	53,012
10-400-4075 SALARY, STATE SUPPLEMENT, CO J	15,000	15,000	15,000	14,423	15,000	15,000	15,000	15,000
10-400-4076 SALARY, SUPL JUV BD & JUDGE	7,792	7,792	7,792	7,492	7,792	7,792	7,792	7,792
10-400-4085 LONGEVITY	1,920	168	360	360	360	360	552	552
10-400-4150 SALARY, SECRETARIES	20,257	28,045	29,552	28,415	29,552	29,552	30,735	30,735
TOTAL SALARIES	92,587	99,823	103,677	99,702	103,676	103,677	107,091	107,091
FRINGE BENEFITS								
10-400-4201 FRG BENE, SOC SEC TAXES	6,709	7,292	7,918	7,285	7,575	7,918	7,900	7,900
10-400-4202 FRG BENE, GROUP INS	17,356	21,755	22,566	20,685	22,566	22,566	23,620	23,620
10-400-4203 FRG BENE, RETIREMENT	7,909	9,152	9,998	9,246	10,022	9,998	10,790	10,790
10-400-4204 FRG BENE, WORK COMP	69	291	313	218	288	313	313	313
10-400-4206 FRG BENE, UNEMPLOYMENT COMP	8	22	27	26	26	27	38	38
TOTAL FRINGE BENEFITS	32,051	38,511	40,822	37,460	40,477	40,822	42,661	42,661
SUPPLIES								
10-400-4310 OFFICE SUPPLIES & EXPENSES	1,593	1,632	1,265	1,142	1,174	1,765	1,765	1,765
TOTAL SUPPLIES	1,593	1,632	1,265	1,142	1,174	1,765	1,765	1,765
OTHER SERVICES & CHARGES								
10-400-4620 COMMUNICATIONS	1,321	1,360	1,900	1,805	1,885	1,900	1,900	1,900
10-400-4680 TRAVEL/TRAINING	3,130	2,768	3,500	2,741	3,200	3,000	3,500	3,500
10-400-4710 INSURANCE/BONDS	178	0	0	0	0	0	0	0
10-400-4750 REPAIR & MAINTENANCE	244	150	500	113	225	500	500	500
TOTAL OTHER SERVICES & CHARGES	4,872	4,278	5,900	4,659	5,310	5,400	5,900	5,900
CAPITAL OUTLAY								
10-400-5500 CAPITAL OUTLAY	0	0	1,435	1,434	1,434	1,800	1,600	1,600
COMPUTER & MONITOR - JU 1 1,600.00							1,600	
TOTAL CAPITAL OUTLAY	0	0	1,435	1,434	1,434	1,800	1,600	1,600
TOTAL COUNTY JUDGE	131,103	144,244	153,099	144,398	152,071	153,464	159,017	159,017

APPROVED BUDGET
AS OF: SEPTEMBER 30TH, 2013

10 -GENERAL APPROVED 9/16/2013
COMMISSIONERS COURT
EXPENDITURES

	2010-2011 ACTUAL	2011-2012 ACTUAL	2012-2013 CURRENT BUDGET	2012-2013 Y-T-D ACTUAL	2012-2013 PROJECTED YEAR END	2013-2014 DEPARTMENT REQUESTED	2013-2014 COMM COURT RECOMMENDED	2013-2014 APPROVED BUDGET
SALARIES								
10-401-4001 SALARY, ELECTED OFFICIAL	193,150	197,949	203,889	196,047	203,889	203,889	212,045	212,045
10-401-4085 LONGEVITY	5,360	5,552	5,744	5,744	5,744	5,744	5,936	5,936
TOTAL SALARIES	198,510	203,501	209,633	201,791	209,633	209,633	217,981	217,981
FRINGE BENEFITS								
10-401-4201 FRG BENE, SOC SEC TAXES	14,784	15,109	16,037	16,255	15,569	16,037	16,163	16,163
10-401-4202 FRG BENE, GROUP INS	35,486	37,798	39,163	35,899	39,163	39,163	40,991	40,991
10-401-4203 FRG BENE, RETIREMENT	17,178	18,586	20,251	20,211	20,541	20,251	21,777	21,777
10-401-4204 FRG BENE, WORK COMP	817	604	659	448	593	659	659	659
TOTAL FRINGE BENEFITS	68,265	72,096	76,110	72,813	75,865	76,110	79,590	79,590
OTHER SERVICES & CHARGES								
10-401-4630 ORGANIZATION DUES	4,911	4,956	5,319	5,319	5,319	5,900	5,950	5,950
10-401-4660 LEGAL & BID NOTICES	185	273	2,450	1,581	1,581	250	250	250
10-401-4750 REPAIR & MAINTENANCE	0	0	0	0	0	0	0	0
TOTAL OTHER SERVICES & CHARGES	5,096	5,228	7,769	6,899	6,900	6,150	6,200	6,200
TOTAL COMMISSIONERS COURT	271,871	280,826	293,512	281,504	292,398	291,893	303,771	303,771

APPROVED BUDGET
AS OF: SEPTEMBER 30TH, 2013

10 -GENERAL APPROVED 9/16/2013
ELECTIONS/HAVA
EXPENDITURES

	2010-2011 ACTUAL	2011-2012 ACTUAL	2012-2013 CURRENT BUDGET	2012-2013 Y-T-D ACTUAL	2012-2013 PROJECTED YEAR END	2013-2014 DEPARTMENT REQUESTED	2013-2014 COMM COURT RECOMMENDED	2013-2014 APPROVED BUDGET
SUPPLIES								
10-402-4310 OFFICE SUPPLIES & EXPENSES	0	623	0	0	0	0	0	0
TOTAL SUPPLIES	0	623	0	0	0	0	0	0
OTHER SERVICES & CHARGES								
10-402-4640 ELECTION EXPENSES	0	7,133	2,320	2,320	2,320	0	0	0
10-402-4686 TRAINING, CO EDUCATION FUND	0	0	0	0	0	0	0	0
10-402-4750 REPAIR AND MAINTENANCE	693	0	0	0	0	0	0	0
10-402-4760 MAINT & SUPPORT/COMPUTERS	4,310	7,641	0	0	0	0	0	0
TOTAL OTHER SERVICES & CHARGES	5,003	14,774	2,320	2,320	2,320	0	0	0
CAPITAL OUTLAY								
10-402-5500 CAPITAL OUTLAY	1,228	0	0	0	0	0	0	0
TOTAL CAPITAL OUTLAY	1,228	0	0	0	0	0	0	0
TOTAL ELECTIONS/HAVA	6,231	15,398	2,320	2,320	2,320	0	0	0

APPROVED BUDGET
AS OF: SEPTEMBER 30TH, 2013

10 -GENERAL APPROVED 9/16/2013
COUNTY CLERK
EXPENDITURES

	2010-2011 ACTUAL	2011-2012 ACTUAL	2012-2013 CURRENT BUDGET	2012-2013 Y-T-D ACTUAL	2012-2013 PROJECTED YEAR END	2013-2014 DEPARTMENT REQUESTED	2013-2014 COMM COURT RECOMMENDED	2013-2014 APPROVED BUDGET
SALARIES								
10-403-4001 SALARY, ELECTED OFFICIAL	46,058	47,258	48,676	46,804	48,676	48,676	50,624	50,624
10-403-4040 SALARY, DEPUTIES	30,445	31,645	32,595	31,341	32,595	32,595	33,899	33,899
10-403-4041 SALARY, DEPUTIES	22,108	28,045	29,552	28,415	29,552	29,552	30,735	30,735
10-403-4042 SALARY, DEPUTIES	26,616	23,119	28,887	26,322	27,323	28,887	30,043	30,043
10-403-4043 SALARY, DEPUTIES	24,266	20,301	28,887	18,670	20,765	28,887	30,043	30,043
10-403-4044 SALARY, DEPUTIES	15,762	10,906	13,443	11,614	12,161	13,443	13,981	13,981
10-403-4085 LONGEVITY	4,549	3,388	3,341	3,333	3,333	3,341	3,696	3,696
TOTAL SALARIES	169,803	164,662	185,381	166,499	174,405	185,381	193,021	193,021
FRINGE BENEFITS								
10-403-4201 FRG BENE, SOC SEC TAXES	12,438	12,243	14,182	12,356	12,836	14,182	14,524	14,524
10-403-4202 FRG BENE, GROUP INS	49,701	47,219	52,208	46,182	52,207	52,208	56,122	56,122
10-403-4203 FRG BENE, RETIREMENT	14,716	15,079	17,908	15,514	16,696	17,908	19,283	19,283
10-403-4204 FRG BENE, WORK COMP	142	516	567	390	516	567	567	567
10-403-4206 FRG BENE, UNEMPLOYMENT COMP	73	99	123	129	129	123	171	171
TOTAL FRINGE BENEFITS	77,071	75,156	84,988	74,570	82,384	84,988	90,667	90,667
SUPPLIES								
10-403-4310 OFFICE SUPPLIES & EXPENSES	15,896	18,218	15,939	12,497	13,100	16,000	16,000	16,000
TOTAL SUPPLIES	15,896	18,218	15,939	12,497	13,100	16,000	16,000	16,000
OTHER SERVICES & CHARGES								
10-403-4580 SHERIFF & CONST SERV FEE COSTS	0	0	0	0	0	100	100	100
10-403-4620 COMMUNICATIONS	1,893	2,311	2,625	2,549	2,586	2,625	2,625	2,625
10-403-4640 ELECTION EXPENSES	10,754	7,536	18,064	16,058	16,061	20,000	20,000	20,000
10-403-4680 TRAVEL/TRAINING	5,791	4,794	5,750	5,625	5,750	5,750	5,750	5,750
10-403-4710 INSURANCE/BONDS	2,732	360	800	320	321	370	370	370
10-403-4750 REPAIR & MAINTENANCE	10,636	6,466	10,976	10,888	10,925	10,000	10,000	10,000
10-403-4770 RENTAL	4,178	4,468	4,600	4,285	4,286	4,200	4,200	4,200
TOTAL OTHER SERVICES & CHARGES	35,984	25,934	42,815	39,727	39,929	43,045	43,045	43,045
CAPITAL OUTLAY								
10-403-5500 CAPITAL OUTLAY	1,267	2,569	3,691	3,691	3,691	2,700	3,200	3,200
COMPUTER & MONITOR 2 1,600.00							3,200	
TOTAL CAPITAL OUTLAY	1,267	2,569	3,691	3,691	3,691	2,700	3,200	3,200
TOTAL COUNTY CLERK	300,021	286,538	332,814	296,984	313,509	332,114	345,933	345,933

APPROVED BUDGET
AS OF: SEPTEMBER 30TH, 2013

10 -GENERAL APPROVED 9/16/2013
EMERGENCY MGMT
EXPENDITURES

	2010-2011 ACTUAL	2011-2012 ACTUAL	2012-2013 CURRENT BUDGET	2012-2013 Y-T-D ACTUAL	2012-2013 PROJECTED YEAR END	2013-2014 DEPARTMENT REQUESTED	2013-2014 COMM COURT RECOMMENDED	2013-2014 APPROVED BUDGET
SALARIES								
10-406-4002 SALARY, APPOINTED OFFICIAL-PT	20,400	21,000	21,630	20,798	21,630	21,630	22,496	22,496
10-406-4180 SALARY, PART TIME	2,151	22,413	0	0	0	0	0	0
TOTAL SALARIES	22,551	43,413	21,630	20,798	21,630	21,630	22,496	22,496
FRINGE BENEFITS								
10-406-4201 FRG BENE, SOCIAL SECURITY	1,725	3,321	1,655	1,591	1,655	1,655	1,721	1,721
10-406-4203 FRG BENE, RETIREMENT	1,766	3,988	2,090	1,929	2,091	2,090	2,248	2,248
10-406-4204 FRG BENE, WORK COMP	26	87	23	15	21	23	23	23
10-406-4206 FRG BENE, UNEMPLOYMENT COMP	12	30	20	24	24	20	27	27
TOTAL FRINGE BENEFITS	3,529	7,426	3,788	3,559	3,791	3,788	4,019	4,019
SUPPLIES								
10-406-4310 OFFICE SUPPLIES & EXPENSES	1,827	2,284	1,028	575	775	2,000	2,000	2,000
TOTAL SUPPLIES	1,827	2,284	1,028	575	775	2,000	2,000	2,000
OTHER SERVICES & CHARGES								
10-406-4500 CONTRACT SERVICE	51,493	15,392	0	0	0	0	0	0
10-406-4620 COMMUNICATIONS	2,044	3,660	2,203	2,203	2,081	2,200	2,200	2,200
10-406-4680 TRAVEL/TRAINING	1,404	8,525	3,500	2,297	3,500	3,500	3,500	3,500
10-406-4750 REPAIR AND MAINTENANCE	147	1,125	1,068	993	1,217	800	800	800
10-406-4760 WEATHER LINES	1,210	1,208	1,400	906	1,208	1,400	1,400	1,400
TOTAL OTHER SERVICES & CHARGES	56,297	29,910	8,171	6,398	8,006	7,900	7,900	7,900
CAPITAL OUTLAY								
10-406-5500 CAPITAL OUTLAY	12,677	3,196	26,536	26,535	26,535	4,374	4,374	4,374
COMPUTER 1 1,204.00							1,204	
LAPTOP 2 1,360.00							2,720	
COMPUTER TECH 3 150.00							450	
TOTAL CAPITAL OUTLAY	12,677	3,196	26,536	26,535	26,535	4,374	4,374	4,374
TOTAL EMERGENCY MGMT	96,882	86,229	61,153	57,865	60,736	39,692	40,789	40,789

APPROVED BUDGET
AS OF: SEPTEMBER 30TH, 2013

10 -GENERAL APPROVED 9/16/2013
NON-DEPARTMENTAL
EXPENDITURES

				(---------- 2012-2013	----------	)	(---------- 2013-2014	----------	)
		2010-2011 ACTUAL	2011-2012 ACTUAL	CURRENT BUDGET	Y-T-D ACTUAL	PROJECTED YEAR END	DEPARTMENT REQUESTED	COMM COURT RECOMMENDED	APPROVED BUDGET
FRINGE BENEFITS									
10-409-4201 FRG BENE, SOC SEC TAXES		0	138	248	247	247	250	250	250
10-409-4202 FRG BENE, GROUP INS		35,763	55,528	77,865	60,223	64,684	77,865	70,047	70,047
10-409-4203 FRG BENE, RETIREMENT		0	154	304	303	303	317	317	317
TOTAL FRINGE BENEFITS		35,763	55,820	78,417	60,773	65,234	78,432	70,614	70,614
SUPPLIES									
10-409-4315 POSTAGE & FREIGHT		20,433	16,735	22,000	19,636	19,637	22,000	22,000	22,000
TOTAL SUPPLIES		20,433	16,735	22,000	19,636	19,637	22,000	22,000	22,000
OTHER SERVICES & CHARGES									
10-409-4550 PROFESSIONAL FEES		19,600	10,966	27,770	6,270	25,120	5,000	5,000	5,000
10-409-4552 CONTRACT SERV,CPA		13,525	17,500	18,500	18,500	18,500	19,500	19,500	19,500
10-409-4620 COMMUNICATIONS		1,182	1,900	2,000	1,322	1,320	1,200	1,200	1,200
10-409-4665 INDG, BURIALS		600	600	1,800	600	1,200	1,800	1,800	1,800
10-409-4720 INS, LIAB GENERAL/CRIME		16,868	5,358	7,817	7,663	7,663	5,600	8,000	8,000
10-409-4725 INS, LAW ENFORCEMENT		10,648	15,127	14,982	14,982	14,982	15,735	15,735	15,735
10-409-4730 INS, PUBLIC OFFICIAL		9,021	13,353	15,996	15,996	15,996	16,800	16,800	16,800
10-409-4760 MAINT & SUPPORT/COMPUTERS		9,678	10,622	12,000	10,031	9,432	12,000	12,000	12,000
10-409-4771 RENTAL, AUDITOR/TREAS		1,941	1,941	2,250	1,941	2,241	1,942	1,942	1,942
10-409-4772 RENTAL, SERV BLDG		4,676	4,721	4,510	4,174	4,592	4,510	4,510	4,510
10-409-4775 RENTAL, DEPOT		3,864	3,864	4,500	3,220	3,864	4,200	4,200	4,200
10-409-4777 RENTAL, POSTAGE MACH		3,685	3,014	3,500	3,307	3,350	3,550	3,550	3,550
10-409-4835 CENTRAL APPRAISAL DIST		177,588	179,318	182,508	176,929	176,929	184,258	191,539	191,539
10-409-4845 ECONOMIC DEVELOPMENT		0	3,525	2,500	0	0	5,000	5,000	5,000
10-409-4940 LOSS FROM THEFT/BURGLARY		0	0	0	3,910	3,910	0	6,200	6,200
10-409-4950 UNCLASSIFIED		11,979	2,049	30,533	28,881	30,881	75,000	100,000	100,000
CONTINGENCY	1 50,000.00							50,000	
MISCELLANEOUS	1 25,000.00							25,000	
SALARY EQUALIZATION	1 25,000.00							25,000	
TOTAL OTHER SERVICES & CHARGES		284,857	273,858	331,166	297,725	319,980	356,095	396,976	396,976
CAPITAL OUTLAY									
10-409-5500 CAPITAL OUTLAY		14,063	5,285	11,217	10,455	10,455	2,217	3,047	3,047
HARTNETT GRANT	1 2,172.00							2,172	
SONICWALL - SERV BUILDI	1 875.00							875	
TOTAL CAPITAL OUTLAY		14,063	5,285	11,217	10,455	10,455	2,217	3,047	3,047
TOTAL NON-DEPARTMENTAL		355,116	351,699	442,800	388,590	415,306	458,744	492,637	492,637

APPROVED BUDGET
AS OF: SEPTEMBER 30TH, 2013

10 -GENERAL APPROVED 9/16/2013
DISTRICT COURT
EXPENDITURES

	2010-2011 ACTUAL	2011-2012 ACTUAL	2012-2013 CURRENT BUDGET	2012-2013 Y-T-D ACTUAL	2012-2013 PROJECTED YEAR END	2013-2014 DEPARTMENT REQUESTED	2013-2014 COMM COURT RECOMMENDED	2013-2014 APPROVED BUDGET
SALARIES								
10-435-4078 SUPL SALARY, DISTRICT JUDGES	6,296	7,258	7,377	7,362	7,362	8,840	8,362	8,362
10-435-4095 SALARY, CT REPORTER MEALS	244	455	300	62	29	300	300	300
10-435-4110 SALARY, SUPL CT REPORTERS	29,706	31,440	31,900	30,979	30,979	31,909	31,909	31,909
TOTAL SALARIES	36,246	39,153	39,577	38,402	38,369	41,049	40,571	40,571
FRINGE BENEFITS								
10-435-4201 FRG BENE, SOC SEC TAXES	19	35	23	5	2	23	23	23
10-435-4203 FRG BENE, RETIREMENT	21	43	29	6	3	29	29	29
10-435-4204 FRG BENE, WORK COMP	0	1	1	1	1	1	1	1
10-435-4206 FRG BENE, UNEMPLOYMENT COMP	0	0	1	0	0	1	1	1
TOTAL FRINGE BENEFITS	40	79	54	12	6	54	54	54
OTHER SERVICES & CHARGES								
10-435-4522 CONTRACT SERV, CT REP	5,081	21,323	20,000	17,023	19,497	20,000	20,000	20,000
10-435-4523 CONT SERV, FORENSIC EVALUATION	5,886	942	5,000	2,226	2,568	5,000	5,000	5,000
10-435-4525 CONT SERV, STAT PROBATE JUDGE	301	0	1,500	0	0	1,500	1,500	1,500
10-435-4681 TRAVEL, CT REPORTERS	444	1,165	1,200	408	389	1,200	1,200	1,200
10-435-4682 TRAVEL, DISTRICT JUDGE	0	0	250	88	88	250	250	250
10-435-4710 INSURANCE/BONDS	585	544	758	757	737	760	760	760
10-435-4830 4TH ADM JUDICIAL DIST	1,010	968	970	968	968	970	970	970
10-435-4950 UNCLASSIFIED	209	255	1,000	824	924	1,000	1,000	1,000
TOTAL OTHER SERVICES & CHARGES	13,515	25,197	30,678	22,295	25,172	30,680	30,680	30,680
TOTAL DISTRICT COURT	49,802	64,429	70,309	60,709	63,547	71,783	71,305	71,305

APPROVED BUDGET
AS OF: SEPTEMBER 30TH, 2013

10 -GENERAL APPROVED 9/16/2013
COURT EXPENSE
EXPENDITURES

	2010-2011 ACTUAL	2011-2012 ACTUAL	2012-2013 CURRENT BUDGET	2012-2013 Y-T-D ACTUAL	2012-2013 PROJECTED YEAR END	2013-2014 DEPARTMENT REQUESTED	2013-2014 COMM COURT RECOMMENDED	2013-2014 APPROVED BUDGET
OTHER SERVICES & CHARGES								
10-436-4531 LEGAL AD LITEM	9,881	4,843	10,000	4,145	4,620	9,000	9,000	9,000
10-436-4532 CONTRACT SERV, LEGAL INDG C CT	7,109	9,726	19,000	12,808	13,500	20,000	20,000	20,000
10-436-4533 CONTRACT SERV,LEGAL INDG D CT	61,511	81,482	70,875	65,875	69,917	150,000	150,000	150,000
10-436-4534 CONTRACT SERV, LEGAL INDG JUVE	3,670	7,254	6,500	4,791	5,884	6,500	6,500	6,500
10-436-4535 LEGAL INDIGENT OTHER	11,151	15,763	30,000	26,260	31,260	25,000	25,000	25,000
10-436-4536 CONT SERV, REG PUBLIC DEFENDER	0	5,953	2,063	2,063	2,063	0	0	0
10-436-4950 UNCLASSIFIED	57	62	200	62	63	200	200	200
TOTAL OTHER SERVICES & CHARGES	93,379	125,084	138,638	116,005	127,307	210,700	210,700	210,700
TOTAL COURT EXPENSE	93,379	125,084	138,638	116,005	127,307	210,700	210,700	210,700

APPROVED BUDGET
AS OF: SEPTEMBER 30TH, 2013

10 -GENERAL APPROVED 9/16/2013
CRIMINAL DISTRICT ATTORNY
EXPENDITURES

	2010-2011 ACTUAL	2011-2012 ACTUAL	2012-2013 CURRENT BUDGET	2012-2013 Y-T-D ACTUAL	2012-2013 PROJECTED YEAR END	2013-2014 DEPARTMENT REQUESTED	2013-2014 COMM COURT RECOMMENDED	2013-2014 APPROVED BUDGET
SALARIES								
10-437-4030 ASSISTANT DA	65,471	66,671	68,672	66,031	68,672	68,672	71,419	71,419
10-437-4041 SALARY, INVESTIGATOR	0	31,458	41,097	39,515	41,095	41,097	42,741	42,741
10-437-4085 LONGEVITY	6,344	7,168	7,352	7,360	7,360	7,352	5,632	5,632
10-437-4150 SALARY, SECRETARIES	25,912	27,152	28,887	27,054	28,138	28,887	30,043	30,043
10-437-4151 SALARY, SECRETARIES	30,445	31,645	32,595	31,341	32,595	32,595	33,899	33,899
10-437-4152 SALARY, SECRETARIES	26,845	28,045	28,887	27,295	28,406	28,887	30,043	30,043
TOTAL SALARIES	155,016	192,139	207,490	198,596	206,266	207,490	213,777	213,777
FRINGE BENEFITS								
10-437-4201 FRG BENE, SOC SEC TAXES	11,439	14,251	15,873	14,600	15,761	15,873	15,535	15,535
10-437-4202 FRG BENE, GROUP INS	36,824	45,649	48,412	45,450	49,862	48,412	56,847	56,847
10-437-4203 FRG BENE, RETIREMENT	13,436	17,633	20,044	18,424	19,867	20,044	21,357	21,357
10-437-4204 FRG BENE, WORK COMP	114	1,012	1,130	775	1,026	1,130	1,130	1,130
10-437-4206 FRG BENE, UNEMPLOYMENT COMP	87	142	187	191	191	187	257	257
TOTAL FRINGE BENEFITS	61,899	78,687	85,646	79,440	86,707	85,646	95,126	95,126
SUPPLIES								
10-437-4310 OFFICE SUPPLIES & EXPENSES	12,012	8,425	11,000	9,648	11,634	12,000	12,000	12,000
TOTAL SUPPLIES	12,012	8,425	11,000	9,648	11,634	12,000	12,000	12,000
OTHER SERVICES & CHARGES								
10-437-4620 COMMUNICATIONS	0	3,705	4,000	3,518	3,500	5,000	4,000	4,000
10-437-4670 PROSECUTOR'S CT COSTS	31,948	57,772	58,000	12,434	15,000	60,000	60,000	60,000
10-437-4680 TRAVEL/TRAINING	1,038	1,300	3,000	1,243	1,500	3,000	3,000	3,000
10-437-4710 INSURANCE/BONDS	249	0	0	0	0	300	0	0
10-437-4750 REPAIR & MAINTENANCE	882	1,639	2,500	1,226	1,028	2,500	2,000	2,000
10-437-4770 RENTAL	2,217	2,217	2,500	2,217	2,217	2,500	2,400	2,400
TOTAL OTHER SERVICES & CHARGES	36,333	66,632	70,000	20,638	23,245	73,300	71,400	71,400
CAPITAL OUTLAY								
10-437-5500 CAPITAL OUTLAY	0	0	1,400	1,281	1,281	30,400	4,400	4,400
COMPUTERS 2 1,400.00							2,800	
COMPUTER WITH MONITOR 1 1,600.00							1,600	
CASE MANAGMENT SOFTWARE 1 0.00							0	
TOTAL CAPITAL OUTLAY	0	0	1,400	1,281	1,281	30,400	4,400	4,400
TOTAL CRIMINAL DISTRICT ATTORNY	265,260	345,883	375,536	309,603	329,133	408,836	396,703	396,703

APPROVED BUDGET
AS OF: SEPTEMBER 30TH, 2013

10 -GENERAL APPROVED 9/16/2013
DISTRICT CLERK
EXPENDITURES

	2010-2011 ACTUAL	2011-2012 ACTUAL	2012-2013 CURRENT BUDGET	2012-2013 Y-T-D ACTUAL	2012-2013 PROJECTED YEAR END	2013-2014 DEPARTMENT REQUESTED	2013-2014 COMM COURT RECOMMENDED	2013-2014 APPROVED BUDGET
SALARIES								
10-450-4001 SALARY, ELECTED OFFICIAL	46,058	47,258	48,676	46,804	48,676	48,676	50,624	50,624
10-450-4040 SALARY, DEPUTIES	30,445	31,645	32,595	31,341	32,595	32,595	33,899	33,899
10-450-4041 SALARY, DEPUTIES	19,237	21,155	28,887	23,739	24,752	28,887	30,043	30,043
10-450-4085 LONGEVITY	2,920	3,192	3,376	3,376	3,376	3,376	3,664	3,664
10-450-4180 SALARY, PART/TIME SECRETARIES	8,363	7,882	7,500	7,552	7,500	7,500	9,000	9,000
TOTAL SALARIES	107,023	111,132	121,034	112,812	116,899	121,034	127,230	127,230
FRINGE BENEFITS								
10-450-4201 FRG BENE, SOC SEC TAXES	8,022	8,356	9,259	8,398	9,160	9,259	9,449	9,449
10-450-4202 FRG BENE, GROUP INS	25,072	27,047	28,709	26,316	28,708	28,709	30,048	30,048
10-450-4203 FRG BENE, RETIREMENT	9,279	10,173	11,692	10,488	11,325	11,692	12,711	12,711
10-450-4204 FRG BENE, WORK COMP	83	319	374	254	337	374	374	374
10-450-4206 FRG BENE, UNEMPLOYMENT COMP	34	49	64	62	62	64	88	88
TOTAL FRINGE BENEFITS	42,491	45,945	50,098	45,519	49,592	50,098	52,670	52,670
SUPPLIES								
10-450-4310 OFFICE SUPPLIES & EXPENSES	9,146	8,634	6,251	5,035	7,446	8,000	8,000	8,000
TOTAL SUPPLIES	9,146	8,634	6,251	5,035	7,446	8,000	8,000	8,000
OTHER SERVICES & CHARGES								
10-450-4620 COMMUNICATIONS	1,821	2,163	2,400	2,359	2,426	2,500	2,500	2,500
10-450-4680 TRAVEL/TRAINING	1,840	3,457	2,000	1,732	2,370	2,500	2,500	2,500
10-450-4710 INSURANCE/BONDS	2,674	500	500	500	500	500	0	0
10-450-4750 REP & MAINT,OFFICE EQUIPMENT	328	0	0	0	0	775	775	775
10-450-4760 MAINT & SUPPORT/COMPUTERS	4,405	1,014	1,000	631	725	1,500	1,500	1,500
10-450-4770 RENTAL	1,653	1,663	1,700	1,686	1,701	1,800	1,800	1,800
TOTAL OTHER SERVICES & CHARGES	12,721	8,797	7,600	6,908	7,722	9,575	9,075	9,075
CAPITAL OUTLAY								
10-450-5500 CAPITAL OUTLAY	1,312	0	4,999	1,274	4,278	0	0	0
TOTAL CAPITAL OUTLAY	1,312	0	4,999	1,274	4,278	0	0	0
TOTAL DISTRICT CLERK	172,693	174,508	189,982	171,548	185,937	188,707	196,975	196,975

APPROVED BUDGET
AS OF: SEPTEMBER 30TH, 2013

10 -GENERAL APPROVED 9/16/2013
JUSTICE OF THE PEACE NO 1
EXPENDITURES

	2010-2011 ACTUAL	2011-2012 ACTUAL	2012-2013 CURRENT BUDGET	2012-2013 Y-T-D ACTUAL	2012-2013 PROJECTED YEAR END	2013-2014 DEPARTMENT REQUESTED	2013-2014 COMM COURT RECOMMENDED	2013-2014 APPROVED BUDGET
SALARIES								
10-455-4001 SALARY, ELECTED OFFICIAL	41,513	42,713	43,995	42,303	43,995	43,995	45,755	45,755
10-455-4085 LONGEVITY	3,560	3,840	3,840	3,840	3,840	3,840	3,840	3,840
10-455-4151 SALARY, SECRETARIES	27,491	29,891	32,024	30,792	32,024	32,024	33,305	33,305
10-455-4152 SALARY, SECRETARIES	0	0	0	0	0	0	0	0
10-455-4180 SALARY, PART/TIME SECRETARIES	3,774	11,421	11,232	10,663	10,773	11,232	11,232	11,232
TOTAL SALARIES	76,338	87,864	91,091	87,598	90,632	91,091	94,132	94,132
FRINGE BENEFITS								
10-455-4201 FRG BENE, SOC SEC TAXES	5,383	6,098	6,969	6,084	6,312	6,969	6,531	6,531
10-455-4202 FRG BENE, GROUP INS	20,485	24,282	25,196	23,096	25,196	25,196	26,374	26,374
10-455-4203 FRG BENE, RETIREMENT	6,615	8,033	8,800	8,125	8,780	8,800	9,404	9,404
10-455-4204 FRG BENE, WORK COMP	53	255	285	191	253	285	285	285
10-455-4206 FRG BENE, UNEMPLOYMENT COMP	16	33	41	40	40	41	56	56
TOTAL FRINGE BENEFITS	32,552	38,700	41,291	37,537	40,581	41,291	42,650	42,650
SUPPLIES								
10-455-4310 OFFICE SUPPLIES & EXPENSES	1,878	2,204	2,242	2,168	2,201	2,242	2,242	2,242
TOTAL SUPPLIES	1,878	2,204	2,242	2,168	2,201	2,242	2,242	2,242
OTHER SERVICES & CHARGES								
10-455-4505 AUTOPSIES	1,995	6,900	8,500	7,200	7,700	8,500	8,500	8,500
10-455-4620 COMMUNICATIONS	1,488	1,787	2,380	2,181	2,197	2,250	2,340	2,340
10-455-4680 TRAVEL/TRAINING	2,317	1,560	2,250	1,896	2,629	2,250	2,250	2,250
10-455-4710 INSURANCE/BONDS	178	74	80	0	80	80	80	80
10-455-4770 RENTAL	0	0	0	0	0	0	2,225	2,225
TOTAL OTHER SERVICES & CHARGES	5,977	10,320	13,210	11,278	12,606	13,080	15,395	15,395
CAPITAL OUTLAY								
10-455-5500 CAPITAL OUTLAY	0	0	0	0	0	9,300	1,600	1,600
COMPUTER (REPLACE 06 LA 1 1,600.00							1,600	
SOFTWARE UPGRADE(PERM I 1 0.00							0	
TOTAL CAPITAL OUTLAY	0	0	0	0	0	9,300	1,600	1,600
TOTAL JUSTICE OF THE PEACE NO 1	116,744	139,089	147,834	138,580	146,019	157,004	156,019	156,019

APPROVED BUDGET
AS OF: SEPTEMBER 30TH, 2013

10 -GENERAL APPROVED 9/16/2013
JUSTICE OF THE PEACE NO 2
EXPENDITURES

	2010-2011 ACTUAL	2011-2012 ACTUAL	2012-2013 CURRENT BUDGET	2012-2013 Y-T-D ACTUAL	2012-2013 PROJECTED YEAR END	2013-2014 DEPARTMENT REQUESTED	2013-2014 COMM COURT RECOMMENDED	2013-2014 APPROVED BUDGET
SALARIES								
10-456-4001 SALARY, ELECTED OFFICIAL	41,513	42,713	43,995	42,303	43,995	43,995	45,755	45,755
10-456-4085 LONGEVITY	5,760	3,840	3,840	3,840	3,840	3,840	3,840	3,840
10-456-4150 SALARY, SECRETARIES	27,491	29,891	32,024	30,792	32,024	32,024	33,305	33,305
10-456-4180 SALARY, PART/TIME SECRETARIES	4,291	10,379	11,232	9,310	10,105	11,232	11,232	11,232
TOTAL SALARIES	79,054	86,822	91,091	86,245	89,964	91,091	94,132	94,132
FRINGE BENEFITS								
10-456-4201 FRG BENE, SOC SEC TAXES	6,838	6,004	6,969	6,148	6,388	6,969	6,812	6,812
10-456-4202 FRG BENE, GROUP INS	22,436	20,306	21,036	19,282	21,035	21,036	22,018	22,018
10-456-4203 FRG BENE, RETIREMENT	8,200	7,937	8,800	7,992	8,650	8,800	9,404	9,404
10-456-4204 FRG BENE, WORK COMP	74	255	285	191	253	285	285	285
10-456-4206 FRG BENE, UNEMPLOYMENT COMP	30	32	41	39	39	41	56	56
TOTAL FRINGE BENEFITS	37,578	34,533	37,131	33,652	36,365	37,131	38,575	38,575
SUPPLIES								
10-456-4310 OFFICE SUPPLIES & EXPENSES	2,633	1,142	2,242	1,483	2,110	2,300	2,300	2,300
TOTAL SUPPLIES	2,633	1,142	2,242	1,483	2,110	2,300	2,300	2,300
OTHER SERVICES & CHARGES								
10-456-4505 AUTOPSIES	2,725	0	9,385	9,385	9,385	8,500	8,500	8,500
10-456-4620 COMMUNICATIONS	804	952	1,480	1,475	1,515	1,600	1,875	1,875
10-456-4680 TRAVEL/TRAINING	2,119	2,597	2,550	2,335	2,272	2,550	2,550	2,550
10-456-4710 INSURANCE/BONDS	249	74	80	0	80	100	100	100
10-456-4770 RENTAL	0	0	0	0	0	0	1,750	1,750
TOTAL OTHER SERVICES & CHARGES	5,897	3,622	13,495	13,195	13,252	12,750	14,775	14,775
CAPITAL OUTLAY								
10-456-5500 CAPITAL OUTLAY	0	1,147	0	0	0	0	0	0
TOTAL CAPITAL OUTLAY	0	1,147	0	0	0	0	0	0
TOTAL JUSTICE OF THE PEACE NO 2	125,162	127,267	143,959	134,575	141,691	143,272	149,782	149,782

APPROVED BUDGET
AS OF: SEPTEMBER 30TH, 2013

10 -GENERAL APPROVED 9/16/2013
JURY
EXPENDITURES

	2010-2011 ACTUAL	2011-2012 ACTUAL	2012-2013 CURRENT BUDGET	2012-2013 Y-T-D ACTUAL	2012-2013 PROJECTED YEAR END	2013-2014 DEPARTMENT REQUESTED	2013-2014 COMM COURT RECOMMENDED	2013-2014 APPROVED BUDGET
FRINGE BENEFITS								
10-466-4204 FRG BENE, WORK COMP	22	73	75	52	70	75	75	75
TOTAL FRINGE BENEFITS	22	73	75	52	70	75	75	75
OTHER SERVICES & CHARGES								
10-466-4655 PETIT JURY, COUNTY COURT	0	0	875	0	0	1,000	1,000	1,000
10-466-4656 PETIT JURY, DISTRICT COURT	11,132	7,524	10,000	5,876	6,928	16,000	16,000	16,000
10-466-4657 PETIT JURY, J.P. COURT	316	60	300	48	48	400	400	400
10-466-4658 JURY, GRAND	10,392	13,676	13,000	10,968	11,348	12,000	12,000	12,000
10-466-4659 JURY COMMISSIONERS	100	100	100	100	100	100	100	100
10-466-4950 UNCLASSIFIED	575	535	725	645	644	500	500	500
TOTAL OTHER SERVICES & CHARGES	22,515	21,895	25,000	17,637	19,068	30,000	30,000	30,000
TOTAL JURY	22,537	21,968	25,075	17,689	19,138	30,075	30,075	30,075

APPROVED BUDGET
AS OF: SEPTEMBER 30TH, 2013

10 -GENERAL APPROVED 9/16/2013
COUNTY AUDITOR
EXPENDITURES

	2010-2011 ACTUAL	2011-2012 ACTUAL	2012-2013 CURRENT BUDGET	2012-2013 Y-T-D ACTUAL	2012-2013 PROJECTED YEAR END	2013-2014 DEPARTMENT REQUESTED	2013-2014 COMM COURT RECOMMENDED	2013-2014 APPROVED BUDGET
SALARIES								
10-495-4002 SALARY, APPOINTED OFFICIAL	49,470	50,670	52,191	50,184	52,191	52,191	54,279	54,279
10-495-4030 SALARY, ASSISTANTS	30,445	31,645	32,595	31,341	32,595	32,595	33,899	33,899
10-495-4032 SALARY, ASSISTANT #2	27,491	28,691	29,552	28,415	29,552	29,552	30,735	30,735
10-495-4085 LONGEVITY	5,032	4,520	5,832	5,832	5,832	5,832	6,120	6,120
10-495-4150 SALARY, SECRETARIES	24,308	25,128	29,552	27,043	27,914	29,552	30,735	30,735
TOTAL SALARIES	136,746	140,654	149,722	142,815	148,083	149,722	155,768	155,768
FRINGE BENEFITS								
10-495-4201 FRG BENE, SOC SEC TAXES	9,426	9,204	11,008	8,917	9,216	11,008	9,876	9,876
10-495-4202 FRG BENE, GROUP INS	38,034	44,797	56,692	49,045	54,868	56,692	54,747	54,747
10-495-4203 FRG BENE, RETIREMENT	11,855	12,881	13,900	13,249	14,322	13,900	15,561	15,561
10-495-4204 FRG BENE, WORK COMP	102	407	467	314	416	467	467	467
10-495-4206 FRG BENE, UNEMPLOYMENT COMP	75	107	130	133	133	130	187	187
TOTAL FRINGE BENEFITS	59,491	67,397	82,197	71,658	78,955	82,197	80,838	80,838
SUPPLIES								
10-495-4310 OFFICE SUPPLIES & EXPENSES	3,776	3,508	3,345	2,771	2,999	3,500	3,500	3,500
TOTAL SUPPLIES	3,776	3,508	3,345	2,771	2,999	3,500	3,500	3,500
OTHER SERVICES & CHARGES								
10-495-4620 COMMUNICATIONS	1,755	2,644	2,528	2,502	2,520	2,500	2,500	2,500
10-495-4680 TRAVEL/TRAINING	3,743	4,640	4,600	4,384	4,519	5,300	5,300	5,300
10-495-4710 INSURANCE/BONDS	277	0	300	277	277	0	0	0
10-495-4750 REP & MAINT,OFFICE EQUIPMENT	0	45	0	0	0	500	500	500
10-495-4760 MAINT & SUPPORT/COMPUTERS	6,232	7,800	7,583	7,301	7,583	8,000	8,000	8,000
TOTAL OTHER SERVICES & CHARGES	12,007	15,130	15,011	14,464	14,899	16,300	16,300	16,300
CAPITAL OUTLAY								
10-495-5500 CAPITAL OUTLAY	1,456	975	3,127	1,708	3,127	11,813	11,613	11,613
COMPUTER, NO MONITOR 1 1,400.00							1,400	
SEVER - INCODE FINANCIA 1 8,450.00							8,450	
TAPE BACKUP 1 1,763.00							1,763	
TOTAL CAPITAL OUTLAY	1,456	975	3,127	1,708	3,127	11,813	11,613	11,613
TOTAL COUNTY AUDITOR	213,476	227,664	253,402	233,416	248,063	263,532	268,019	268,019

APPROVED BUDGET
AS OF: SEPTEMBER 30TH, 2013

10 -GENERAL APPROVED 9/16/2013
COUNTY TREASURER
EXPENDITURES

	2010-2011 ACTUAL	2011-2012 ACTUAL	2012-2013 CURRENT BUDGET	2012-2013 Y-T-D ACTUAL	2012-2013 PROJECTED YEAR END	2013-2014 DEPARTMENT REQUESTED	2013-2014 COMM COURT RECOMMENDED	2013-2014 APPROVED BUDGET
SALARIES								
10-497-4001 SALARY, ELECTED OFFICIAL	46,058	47,258	48,676	46,804	48,676	48,676	50,624	50,624
10-497-4040 SALARY, DEPUTIES	30,445	28,199	32,595	29,864	30,680	32,595	33,899	33,899
10-497-4085 LONGEVITY	2,680	2,776	2,456	2,456	2,456	2,456	2,552	2,552
TOTAL SALARIES	79,183	78,233	83,727	79,124	81,812	83,727	87,075	87,075
FRINGE BENEFITS								
10-497-4201 FRG BENE, SOC SEC TAXES	5,615	5,443	6,218	5,481	5,694	6,218	6,065	6,065
10-497-4202 FRG BENE, GROUP INS	16,662	17,854	21,036	19,282	21,035	21,036	22,018	22,018
10-497-4203 FRG BENE, RETIREMENT	6,863	7,149	7,851	7,337	7,944	7,851	8,699	8,699
10-497-4204 FRG BENE, WORK COMP	58	238	259	176	238	259	259	259
10-497-4206 FRG BENE, UNEMPLOYMENT COMP	17	25	30	28	28	30	42	42
TOTAL FRINGE BENEFITS	29,214	30,709	35,394	32,303	34,939	35,394	37,083	37,083
SUPPLIES								
10-497-4310 OFFICE SUPPLIES & EXPENSES	2,897	2,068	1,900	1,375	1,500	2,200	2,200	2,200
TOTAL SUPPLIES	2,897	2,068	1,900	1,375	1,500	2,200	2,200	2,200
OTHER SERVICES & CHARGES								
10-497-4620 COMMUNICATIONS	1,113	1,487	1,585	1,534	1,569	1,685	1,685	1,685
10-497-4660 LEGAL & BID NOTICES	0	0	0	0	0	0	0	0
10-497-4680 TRAVEL/TRAINING	1,628	3,835	4,125	4,099	4,100	3,500	3,500	3,500
10-497-4710 INSURANCE/BONDS	765	100	0	0	0	0	0	0
10-497-4750 REP & MAINT,OFFICE EQUIPMENT	0	45	0	0	0	0	0	0
10-497-4760 MAINT & SUPPORT/COMPUTERS	5,904	6,514	6,850	6,844	7,000	7,350	7,350	7,350
TOTAL OTHER SERVICES & CHARGES	9,411	11,980	12,560	12,477	12,669	12,535	12,535	12,535
CAPITAL OUTLAY								
10-497-5500 CAPITAL OUTLAY	1,628	975	425	400	550	500	500	500
PRINTER 1 500.00							500	
SERVER - INCODE FINANCI 0 0.00							0	
TAPE BACKUP 0 0.00							0	
TOTAL CAPITAL OUTLAY	1,628	975	425	400	550	500	500	500
TOTAL COUNTY TREASURER	122,333	123,964	134,006	125,680	131,470	134,356	139,393	139,393

APPROVED BUDGET
AS OF: SEPTEMBER 30TH, 2013

10 -GENERAL APPROVED 9/16/2013
TAX ASSESSOR/COLLECTOR
EXPENDITURES

	2010-2011 ACTUAL	2011-2012 ACTUAL	2012-2013 CURRENT BUDGET	2012-2013 Y-T-D ACTUAL	2012-2013 PROJECTED YEAR END	2013-2014 DEPARTMENT REQUESTED	2013-2014 COMM COURT RECOMMENDED	2013-2014 APPROVED BUDGET
SALARIES								
10-499-4001 SALARY, ELECTED OFFICIAL	46,058	47,258	48,676	46,804	48,676	48,676	50,624	50,624
10-499-4040 SALARY, DEPUTIES	26,648	25,975	32,595	30,513	31,767	32,595	33,899	33,899
10-499-4041 SALARY, DEPUTIES	27,491	26,903	29,552	25,494	26,565	29,552	30,735	30,735
10-499-4042 SALARY, DEPUTIES	23,798	27,023	27,834	26,763	27,834	27,834	28,948	28,948
10-499-4043 SALARY, DEPUTIES	25,823	20,915	27,834	24,975	26,565	27,834	28,948	28,948
10-499-4085 LONGEVITY	5,688	6,072	4,880	4,880	4,880	4,880	5,264	5,264
10-499-4180 SALARY, PART/TIME SECRETARIES	7,977	9,741	9,000	8,723	9,000	9,000	9,000	9,000
TOTAL SALARIES	163,483	163,887	180,371	168,152	175,287	180,371	187,418	187,418
FRINGE BENEFITS								
10-499-4201 FRG BENE, SOC SEC TAXES	11,646	11,859	13,431	12,265	12,946	13,431	13,852	13,852
10-499-4202 FRG BENE, GROUP INS	47,480	47,491	53,905	46,107	50,127	53,905	50,490	50,490
10-499-4203 FRG BENE, RETIREMENT	14,173	14,964	16,960	15,604	16,857	16,960	18,723	18,723
10-499-4204 FRG BENE, WORK COMP	115	506	556	379	501	556	556	556
10-499-4206 FRG BENE, UNEMPLOYMENT COMP	62	85	115	108	109	115	162	162
TOTAL FRINGE BENEFITS	73,476	74,905	84,967	74,463	80,540	84,967	83,783	83,783
SUPPLIES								
10-499-4310 OFFICE SUPPLIES & EXPENSES	8,041	8,283	9,500	8,285	8,554	9,500	9,500	9,500
10-499-4315 POSTAGE & FREIGHT	5,230	5,632	6,800	5,760	5,760	6,800	6,000	6,000
10-499-4470 SUPPLIES, VOTER REGISTRATION	194	3,185	500	32	63	3,600	3,600	3,600
TOTAL SUPPLIES	13,465	17,100	16,800	14,077	14,377	19,900	19,100	19,100
OTHER SERVICES & CHARGES								
10-499-4585 TAX ROLLS & RECEIPTS	4,929	5,057	5,100	5,039	5,095	5,900	5,700	5,700
10-499-4620 COMMUNICATIONS	3,517	3,806	4,513	4,118	4,142	4,500	4,500	4,500
10-499-4641 VOTER REGISTRATION-CHAP 19	1,270	1,285	1,230	1,230	1,231	0	0	0
10-499-4660 LEGAL & BID NOTICES	860	1,043	1,900	1,602	1,602	1,700	1,700	1,700
10-499-4680 TRAVEL/TRAINING	3,527	4,110	4,300	3,518	3,520	4,300	4,300	4,300
10-499-4710 INSURANCE/BONDS	500	571	4,500	3,788	3,788	1,000	600	600
10-499-4750 REP & MAINT,OFFICE EQUIPMENT	0	105	500	306	306	500	500	500
10-499-4760 MAINT & SUPPORT/COMPUTERS	22,526	22,882	24,339	23,014	23,250	25,096	25,096	25,096
10-499-4770 RENTAL	1,790	1,771	1,800	1,540	1,521	1,800	1,800	1,800
TOTAL OTHER SERVICES & CHARGES	38,918	40,630	48,182	44,155	44,455	44,796	44,196	44,196
CAPITAL OUTLAY								
10-499-5500 CAPITAL OUTLAY	3,471	3,385	2,400	2,329	2,329	1,500	3,000	3,000
COMPUTER 2 1,500.00							3,000	
REMODEL OFFICE (COST NO 1 0.00							0	
DETERMINED-LOOKING AT 0 0.00							0	
SET-UPS 0 0.00							0	
TOTAL CAPITAL OUTLAY	3,471	3,385	2,400	2,329	2,329	1,500	3,000	3,000
TOTAL TAX ASSESSOR/COLLECTOR	292,813	299,908	332,720	303,176	316,988	331,534	337,497	337,497

APPROVED BUDGET
AS OF: SEPTEMBER 30TH, 2013

10 -GENERAL APPROVED 9/16/2013
PUBLIC FACILITIES
EXPENDITURES

	2010-2011 ACTUAL	2011-2012 ACTUAL	2012-2013 CURRENT BUDGET	2012-2013 Y-T-D ACTUAL	2012-2013 PROJECTED YEAR END	2013-2014 DEPARTMENT REQUESTED	2013-2014 COMM COURT RECOMMENDED	2013-2014 APPROVED BUDGET
SALARIES								
10-510-4085 LONGEVITY	4,008	2,184	456	456	456	456	744	744
10-510-4090 SALARY, BLDG SUPT	32,632	33,832	34,847	33,507	34,847	34,847	36,241	36,241
10-510-4161 SALARY, JANITORIAL	8,682	0	24,616	19,200	19,200	24,616	25,601	25,601
10-510-4162 SALARY, JANITORIAL	23,299	22,843	24,616	21,630	22,495	24,616	25,601	25,601
10-510-4180 SALARY, PART TIME	10,298	17,183	1,500	697	697	1,500	1,500	1,500
TOTAL SALARIES	78,919	76,042	86,035	75,489	77,695	86,035	89,687	89,687
FRINGE BENEFITS								
10-510-4201 FRG BENE, SOC SEC TAXES	5,523	5,425	6,582	5,065	5,266	6,582	6,052	6,052
10-510-4202 FRG BENE, GROUP INS	25,212	21,477	37,815	31,880	34,778	37,815	36,403	36,403
10-510-4203 FRG BENE, RETIREMENT	6,759	6,961	8,311	7,000	7,590	8,311	8,960	8,960
10-510-4204 FRG BENE, WORK COMP	1,145	1,483	1,698	1,183	1,565	1,698	1,698	1,698
10-510-4206 FRG BENE, UNEMPLOYMENT COMP	45	58	78	70	70	78	108	108
TOTAL FRINGE BENEFITS	38,684	35,404	54,484	45,199	49,269	54,484	53,221	53,221
SUPPLIES								
10-510-4310 OFFICE SUPPLIES & EXPENSES	190	106	250	212	355	250	250	250
10-510-4360 FUEL	650	1,053	1,100	977	977	1,200	1,200	1,200
10-510-4431 SUPPLIES, JANITORIAL BD DEV	183	229	250	245	245	250	250	250
10-510-4432 SUPPLIES, JANITORIAL CT HOUSE	6,502	6,920	7,500	6,993	7,200	7,000	7,000	7,000
10-510-4433 SUPPLIES, JANITORIAL SERV BLDG	4,263	6,221	7,000	6,689	7,350	7,000	7,000	7,000
TOTAL SUPPLIES	11,789	14,530	16,100	15,115	16,127	15,700	15,700	15,700
OTHER SERVICES & CHARGES								
10-510-4500 CONTRACT SERVICES	0	0	0	0	0	0	0	0
10-510-4620 COMMUNICATIONS	3,448	3,361	2,700	2,635	2,742	2,800	2,800	2,800
10-510-4710 INS, GEN, AUTO, PERSL LIABILIT	245	61	100	47	47	100	100	100
10-510-4711 INS, FIRE & EXT COV,CT HOUSE	22,652	27,828	29,870	24,899	24,899	29,870	27,000	27,000
10-510-4712 INS, FIRE & EXT COV, SERV BLDG	7,519	9,608	9,960	8,660	8,660	9,960	9,100	9,100
10-510-4713 INS, BOARD OF DEVELOPMENT	3,950	3,950	5,000	3,621	3,950	5,000	5,000	5,000
10-510-4714 INS, FIRE & EXT COV, MORALES	151	394	490	356	356	490	400	400
10-510-4715 INS, FIRE & EXT COV, MUSEUM	838	992	1,025	521	522	1,025	900	900
10-510-4716 INS, FIRE & EXT COV, FAIR	1,459	2,090	311	263	266	311	300	300
10-510-4717 INSURANCE, JP #2	452	765	814	685	686	814	750	750
10-510-4718 INSURANCE, WORKFORCE	181	334	356	307	308	356	335	335
10-510-4741 UTILITIES, CT HOUSE	56,608	57,785	62,000	57,421	57,525	62,000	62,000	62,000
10-510-4742 UTILITIES, SERVICE BLD	36,874	37,266	39,500	37,321	38,600	39,500	39,500	39,500
10-510-4745 UTILITIES, MUSEUM	3,388	4,035	4,300	3,395	3,395	4,000	4,000	4,000
10-510-4747 UTILITIES, JP #2	6,534	6,366	6,400	6,220	6,220	6,400	6,200	6,200
10-510-4748 UTILITIES, WORKFORCE	3,633	3,609	3,800	3,704	3,714	3,800	3,800	3,800
10-510-4749 UTILITIES, LIGHTS/PARKS/FAIR	5,844	5,899	6,300	5,611	5,612	6,200	6,000	6,000
10-510-4750 REPAIRS & MAINT	243	278	750	679	1,169	750	750	750
10-510-4751 MAINT, BLDG, COURTHOUSE	52,382	28,102	30,750	24,756	26,756	31,000	31,000	31,000
10-510-4752 MAINT, BLDG, SERV BLDG	7,875	5,544	7,910	7,187	9,226	7,000	7,000	7,000
10-510-4753 MAINT, BLDG,BOARD OF DEVELOPME	213	754	1,400	1,266	1,267	1,400	1,400	1,400

10 -GENERAL APPROVED 9/16/2013
PUBLIC FACILITIES
EXPENDITURES

				(---------- 2012-2013 ----------)			(---------- 2013-2014 ----------)			
			2010-2011 ACTUAL	2011-2012 ACTUAL	CURRENT BUDGET	Y-T-D ACTUAL	PROJECTED YEAR END	DEPARTMENT REQUESTED	COMM COURT RECOMMENDED	APPROVED BUDGET
10-510-4757 MAINTENANCE, JP #2			524	778	1,200	602	996	1,200	1,200	1,200
10-510-4758 MAINTENANCE, BLD, WORKFORCE			190	556	1,000	363	602	1,000	1,000	1,000
10-510-4785 UNIFORMS			629	564	700	602	700	800	800	800
10-510-4950 UNCLASSIFIED			370	580	700	582	770	800	800	800
TOTAL OTHER SERVICES & CHARGES			216,201	201,500	217,336	191,703	198,988	216,576	212,135	212,135
CAPITAL OUTLAY										
10-510-5500 CAPITAL OUTLAY			23,246	28,543	11,261	2,811	11,261	700	2,700	2,700
WATER FOUNTAIN - SERV B	1	700.00							700	
REMODEL - ADULT PROBATI	1	2,000.00							2,000	
TOTAL CAPITAL OUTLAY			23,246	28,543	11,261	2,811	11,261	700	2,700	2,700
TOTAL PUBLIC FACILITIES			368,839	356,018	385,216	330,318	353,341	373,495	373,443	373,443

APPROVED BUDGET
AS OF: SEPTEMBER 30TH, 2013

10 -GENERAL APPROVED 9/16/2013
EMERGENCY MED SERVICE
EXPENDITURES

	2010-2011 ACTUAL	2011-2012 ACTUAL	2012-2013 CURRENT BUDGET	2012-2013 Y-T-D ACTUAL	2012-2013 PROJECTED YEAR END	2013-2014 DEPARTMENT REQUESTED	2013-2014 COMM COURT RECOMMENDED	2013-2014 APPROVED BUDGET
OTHER SERVICES & CHARGES								
10-540-4811 BASE, JC ESD #2	3,250	0	0	0	0	0	0	0
10-540-4812 BASE, EDNA SERVICE	3,250	0	0	0	0	0	0	0
10-540-4813 BASE, GANADO SERVICE	0	0	0	0	0	0	0	0
10-540-4814 BASE, JC ESD #1	3,250	0	0	0	0	0	0	0
10-540-4822 RUNS, EDNA SERVICE	62,100	40,000	0	0	0	0	0	0
10-540-4823 RUNS, GANADO SERVICE	11,700	0	0	0	0	0	0	0
TOTAL OTHER SERVICES & CHARGES	83,550	40,000	0	0	0	0	0	0
TOTAL EMERGENCY MED SERVICE	83,550	40,000	0	0	0	0	0	0

APPROVED BUDGET
AS OF: SEPTEMBER 30TH, 2013

10 -GENERAL APPROVED 9/16/2013
FIRE PROTECTION
EXPENDITURES

	2010-2011 ACTUAL	2011-2012 ACTUAL	2012-2013 CURRENT BUDGET	2012-2013 Y-T-D ACTUAL	2012-2013 PROJECTED YEAR END	2013-2014 DEPARTMENT REQUESTED	2013-2014 COMM COURT RECOMMENDED	2013-2014 APPROVED BUDGET
OTHER SERVICES & CHARGES								
10-543-4811 BASE, JC ESD #2	3,250	0	0	0	0	0	0	0
10-543-4812 BASE, EDNA SERVICE	3,250	3,250	3,250	3,250	3,250	0	0	0
10-543-4813 BASE, GANADO SERVICE	3,250	3,250	3,250	0	3,250	3,250	3,250	3,250
10-543-4814 BASE, JC ESD #1	3,250	0	0	0	0	0	0	0
10-543-4822 RUNS, EDNA SERVICE	17,000	18,250	26,250	24,800	25,100	0	0	0
10-543-4823 RUNS, GANADO SERVICE	11,750	9,500	14,000	5,400	8,700	14,000	14,000	14,000
TOTAL OTHER SERVICES & CHARGES	41,750	34,250	46,750	33,450	40,300	17,250	17,250	17,250
CAPITAL OUTLAY								
10-543-5500 CAPITAL OUTLAY	0	0	0	0	0	0	0	0
TOTAL CAPITAL OUTLAY	0	0	0	0	0	0	0	0
TOTAL FIRE PROTECTION	41,750	34,250	46,750	33,450	40,300	17,250	17,250	17,250

10 -GENERAL APPROVED 9/16/2013
EMS/"JAWS"
EXPENDITURES

	2010-2011 ACTUAL	2011-2012 ACTUAL	2012-2013 CURRENT BUDGET	2012-2013 Y-T-D ACTUAL	2012-2013 PROJECTED YEAR END	2013-2014 DEPARTMENT REQUESTED	2013-2014 COMM COURT RECOMMENDED	2013-2014 APPROVED BUDGET
FRINGE BENEFITS								
10-545-4204 FRG BENE, WORK COMP	584	1,041	1,075	750	993	1,075	1,075	1,075
TOTAL FRINGE BENEFITS	584	1,041	1,075	750	993	1,075	1,075	1,075
SUPPLIES								
10-545-4360 FUEL	157	341	600	519	500	600	600	600
TOTAL SUPPLIES	157	341	600	519	500	600	600	600
OTHER SERVICES & CHARGES								
10-545-4620 COMMUNICATIONS	1,606	1,713	2,000	1,988	1,988	2,000	2,000	2,000
10-545-4680 TRAVEL/TRAINING	0	0	0	0	0	5,000	2,000	2,000
10-545-4710 INSURANCE/BONDS	82	222	500	139	139	300	300	300
10-545-4750 REPAIR & MAINTENANCE	1,108	398	1,841	1,666	1,651	2,000	2,000	2,000
10-545-4950 UNCLASSIFIED	572	25	300	59	15	500	500	500
TOTAL OTHER SERVICES & CHARGES	3,368	2,359	4,641	3,852	3,793	9,800	6,800	6,800
CAPITAL OUTLAY								
10-545-5500 CAPITAL OUTLAY	20,699	20,023	14,890	7,799	13,676	0	0	0
HYDRALIC TOOLS NEED TO 1 0.00							0	
REPLACED IN NEXT 2-3 0 45,000.00							0	
TOTAL CAPITAL OUTLAY	20,699	20,023	14,890	7,799	13,676	0	0	0
TOTAL EMS/"JAWS"	24,808	23,764	21,206	12,920	18,962	11,475	8,475	8,475

APPROVED BUDGET
AS OF: SEPTEMBER 30TH, 2013

10 -GENERAL APPROVED 9/16/2013
CONSTABLE PRECINCT NO 1
EXPENDITURES

	2010-2011 ACTUAL	2011-2012 ACTUAL	2012-2013 CURRENT BUDGET	2012-2013 Y-T-D ACTUAL	2012-2013 PROJECTED YEAR END	2013-2014 DEPARTMENT REQUESTED	2013-2014 COMM COURT RECOMMENDED	2013-2014 APPROVED BUDGET
SALARIES								
10-551-4001 SALARY, ELECTED OFFICIAL	39,150	40,350	41,561	39,963	41,561	41,561	43,224	43,224
10-551-4085 LONGEVITY	1,336	1,432	1,528	1,528	1,528	1,528	1,624	1,624
TOTAL SALARIES	40,486	41,782	43,089	41,491	43,089	43,089	44,848	44,848
FRINGE BENEFITS								
10-551-4201 FRG BENE, SOC SEC TAXES	3,043	3,142	3,297	3,079	3,197	3,297	3,315	3,315
10-551-4202 FRG BENE, GROUP INS	8,331	8,867	9,179	8,414	9,179	9,179	9,607	9,607
10-551-4203 FRG BENE, RETIREMENT	3,509	3,823	4,163	3,849	4,162	4,163	4,481	4,481
10-551-4204 FRG BENE, WORK COMP	398	599	659	445	589	659	659	659
TOTAL FRINGE BENEFITS	15,280	16,430	17,298	15,787	17,127	17,298	18,062	18,062
SUPPLIES								
10-551-4310 OFFICE SUPPLIES & EXPENSES	137	151	355	160	176	300	300	300
10-551-4360 FUEL	3,111	3,162	4,000	3,379	3,821	4,000	4,000	4,000
10-551-4445 SUPPLIES, LAW ENFORCEMENT	162	93	400	92	110	400	400	400
TOTAL SUPPLIES	3,410	3,406	4,755	3,631	4,107	4,700	4,700	4,700
OTHER SERVICES & CHARGES								
10-551-4620 COMMUNICATIONS	389	419	590	548	588	480	545	545
10-551-4680 TRAVEL/TRAINING	0	0	200	48	48	1,500	1,500	1,500
10-551-4710 INSURANCE/BONDS	177	182	400	317	317	400	400	400
10-551-4750 REPAIR AND MAINTENANCE	881	2,400	900	830	950	1,200	1,200	1,200
10-551-4785 UNIFORMS	408	418	369	198	227	400	400	400
TOTAL OTHER SERVICES & CHARGES	1,855	3,418	2,459	1,941	2,130	3,980	4,045	4,045
CAPITAL OUTLAY								
10-551-5500 CAPITAL OUTLAY	0	0	831	831	0	0	0	0
TOTAL CAPITAL OUTLAY	0	0	831	831	0	0	0	0
TOTAL CONSTABLE PRECINCT NO 1	61,031	65,037	68,432	63,680	66,453	69,067	71,655	71,655

APPROVED BUDGET
AS OF: SEPTEMBER 30TH, 2013

10 -GENERAL APPROVED 9/16/2013
CONSTABLE PRECINCT NO 2
EXPENDITURES

	2010-2011 ACTUAL	2011-2012 ACTUAL	2012-2013 CURRENT BUDGET	2012-2013 Y-T-D ACTUAL	2012-2013 PROJECTED YEAR END	2013-2014 DEPARTMENT REQUESTED	2013-2014 COMM COURT RECOMMENDED	2013-2014 APPROVED BUDGET
SALARIES								
10-552-4001 SALARY, ELECTED OFFICIAL	39,150	40,350	41,561	39,963	41,561	41,561	43,224	43,224
10-552-4085 LONGEVITY	584	672	768	768	768	768	864	864
TOTAL SALARIES	39,734	41,022	42,329	40,731	42,329	42,329	44,088	44,088
FRINGE BENEFITS								
10-552-4201 FRG BENE, SOC SEC TAXES	3,040	3,138	3,239	3,048	3,166	3,239	3,243	3,243
10-552-4202 FRG BENE, GROUP INS	8,089	8,625	8,949	9,019	8,949	8,949	11,075	11,075
10-552-4203 FRG BENE, RETIREMENT	3,442	3,757	4,089	3,778	4,091	4,089	4,405	4,405
10-552-4204 FRG BENE, WORK COMP	390	588	637	437	579	637	637	637
TOTAL FRINGE BENEFITS	14,960	16,109	16,914	16,283	16,785	16,914	19,360	19,360
SUPPLIES								
10-552-4310 OFFICE SUPPLIES & EXPENSES	178	161	386	28	41	400	400	400
10-552-4360 FUEL	3,786	3,834	4,100	3,533	4,266	4,500	4,500	4,500
10-552-4445 SUPPLIES, LAW ENFORCEMENT	0	0	400	142	170	400	400	400
TOTAL SUPPLIES	3,963	3,995	4,886	3,703	4,477	5,300	5,300	5,300
OTHER SERVICES & CHARGES								
10-552-4620 COMMUNICATIONS	1,224	1,204	1,444	1,366	1,465	1,531	1,100	1,100
10-552-4680 TRAVEL/TRAINING	0	0	0	0	0	0	0	0
10-552-4710 INSURANCE/BONDS	177	182	400	317	317	400	400	400
10-552-4750 REPAIR AND MAINTENANCE	381	216	900	771	749	900	900	900
10-552-4785 UNIFORMS	431	398	600	0	300	600	600	600
TOTAL OTHER SERVICES & CHARGES	2,213	2,000	3,344	2,453	2,831	3,431	3,000	3,000
CAPITAL OUTLAY								
10-552-5500 CAPITAL OUTLAY	0	0	0	0	0	0	0	0
TOTAL CAPITAL OUTLAY	0	0	0	0	0	0	0	0
TOTAL CONSTABLE PRECINCT NO 2	60,870	63,126	67,473	63,169	66,422	67,974	71,748	71,748

APPROVED BUDGET
AS OF: SEPTEMBER 30TH, 2013

10 -GENERAL APPROVED 9/16/2013
SHERIFF
EXPENDITURES

	2010-2011 ACTUAL	2011-2012 ACTUAL	2012-2013 CURRENT BUDGET	2012-2013 Y-T-D ACTUAL	2012-2013 PROJECTED YEAR END	2013-2014 DEPARTMENT REQUESTED	2013-2014 COMM COURT RECOMMENDED	2013-2014 APPROVED BUDGET
SALARIES								
10-560-4001 SALARY, ELECTED OFFICIAL	46,910	48,110	50,584	48,638	50,584	50,584	52,608	52,608
10-560-4040 SALARY, CHIEF DEPUTY	41,373	42,573	43,851	42,163	43,850	43,851	45,606	45,606
10-560-4041 SALARY, INVESTIGATOR	38,950	41,110	42,344	40,715	42,344	42,344	44,038	44,038
10-560-4042 SALARY, SARGEANT	34,735	39,035	40,207	40,218	40,207	40,207	41,816	41,816
10-560-4043 SALARY, DEPUTIES	36,525	37,725	38,857	37,363	38,857	38,857	40,412	40,412
10-560-4044 SALARY, DEPUTIES	36,525	37,725	38,857	37,363	38,857	38,857	40,412	40,412
10-560-4045 SALARY, DEPUTIES	39,910	41,110	42,344	40,715	42,344	42,344	44,038	44,038
10-560-4046 SALARY, DEPUTIES	36,525	33,968	38,857	37,367	38,613	38,857	40,412	40,412
10-560-4047 SALARY, DEPUTIES	36,536	37,725	38,857	38,100	38,857	38,857	40,412	40,412
10-560-4048 SALARY, DEPUTIES	36,525	37,725	38,857	37,363	38,857	38,857	40,412	40,412
10-560-4060 SALARY, DISPATCHERS	29,421	30,621	31,540	30,328	31,541	31,540	32,802	32,802
10-560-4061 SALARY, DISPATCHERS	23,905	25,688	30,490	29,162	30,265	30,490	31,710	31,710
10-560-4062 SALARY, DISPATCHERS	28,401	29,601	30,490	29,317	30,490	30,490	31,710	31,710
10-560-4063 SALARY, DISPATCHERS	28,401	29,601	30,490	29,317	30,490	30,490	31,710	31,710
10-560-4064 SALARY, DISPATCHERS	28,239	29,239	30,490	28,654	30,490	30,490	31,710	31,710
10-560-4065 SALARY, DISPATCHERS	0	0	30,490	26,260	24,594	30,490	31,710	31,710
10-560-4071 UNIFORM ALLOWANCE, SHERIFF	125	120	125	120	125	125	125	125
10-560-4085 LONGEVITY	14,952	14,392	14,096	14,080	14,080	14,096	15,368	15,368
10-560-4150 SALARY, CHIEF TCO/ADMIN ASSIST	26,845	28,045	28,887	27,776	28,887	28,887	30,043	30,043
10-560-4151 SALARY, SECRETARIES	24,553	23,462	26,526	25,506	26,526	26,526	27,588	27,588
10-560-4184 SALARY, DEPUTIES, PART TIME	2,267	386	3,500	4,426	4,426	3,500	3,500	3,500
10-560-4185 SALARY, DISPATCHER,PART TIME	8,603	7,787	3,500	1,814	2,322	4,500	4,500	4,500
10-560-4195 SALARY, OVERTIME	24,403	24,831	6,623	14,659	14,658	0	0	0
TOTAL SALARIES	624,627	640,577	680,862	661,422	682,262	675,239	702,642	702,642
FRINGE BENEFITS								
10-560-4201 FRG BENE, SOC SEC TAXES	44,773	46,290	52,757	47,761	49,024	51,579	49,023	49,023
10-560-4202 FRG BENE, GROUP INS	170,075	173,977	195,798	176,389	193,235	195,798	201,766	201,766
10-560-4203 FRG BENE, RETIREMENT	54,058	58,608	65,131	61,376	65,938	65,131	68,338	68,338
10-560-4204 FRG BENE, WORK COMP	6,343	6,558	8,154	5,077	6,716	8,154	6,715	6,715
10-560-4206 FRG BENE, UNEMPLOYMENT COMP	307	444	560	565	566	560	778	778
TOTAL FRINGE BENEFITS	275,557	285,877	322,400	291,168	315,479	321,222	326,620	326,620
SUPPLIES								
10-560-4310 OFFICE SUPPLIES & EXPENSES	10,311	7,658	7,125	7,005	8,207	9,500	8,500	8,500
10-560-4360 FUEL	46,487	43,097	51,669	55,927	67,529	45,000	45,000	45,000
10-560-4445 SUPPLIES, LAW ENFORCEMENT	6,468	9,857	9,033	9,032	9,033	9,000	9,000	9,000
TOTAL SUPPLIES	63,266	60,612	67,827	71,964	84,769	63,500	62,500	62,500
OTHER SERVICES & CHARGES								
10-560-4500 CONTRACT SERVICE, ANIMAL CONTR	0	0	0	0	0	0	0	0
10-560-4620 COMMUNICATIONS	10,374	12,718	15,475	15,326	15,676	15,000	13,725	13,725
10-560-4680 TRAVEL/TRAINING	8,684	7,273	8,830	8,829	8,829	13,000	10,000	10,000
10-560-4710 INSURANCE/BONDS	4,501	2,839	5,556	5,556	5,556	4,000	4,820	4,820
10-560-4740 UTILITIES	213	280	574	573	580	500	900	900

10 -GENERAL APPROVED 9/16/2013
SHERIFF
EXPENDITURES

				(---------- 2012-2013 ----------)			(---------- 2013-2014 ----------)			
			2010-2011 ACTUAL	2011-2012 ACTUAL	CURRENT BUDGET	Y-T-D ACTUAL	PROJECTED YEAR END	DEPARTMENT REQUESTED	COMM COURT RECOMMENDED	APPROVED BUDGET
10-560-4750 REPAIR & MAINTENANCE			19,768	12,460	16,348	16,348	16,850	16,000	16,000	16,000
10-560-4759 REP & MAINT, FIREARMS TRAINING			327	2,587	765	731	731	1,500	1,500	1,500
10-560-4760 MAINT & SUPPORT, COMP/SOFT			9,682	8,693	23,445	23,339	23,669	25,000	25,000	25,000
10-560-4770 RENTAL			8,457	8,111	8,500	8,321	8,321	8,500	8,500	8,500
10-560-4785 UNIFORMS			3,854	4,418	3,400	3,280	3,400	4,500	4,500	4,500
TOTAL OTHER SERVICES & CHARGES			65,860	59,379	82,893	82,303	83,612	88,000	84,945	84,945
CAPITAL OUTLAY										
10-560-5500 CAPITAL OUTLAY			201,146	66,590	708,315	694,165	704,565	77,170	73,220	73,220
VEHICLE, PATROL INCLUDE	2	0.00							0	
LIGHT BAR & CAGE NE	2	0.00							0	
NO LONGER MAKE CROWN	2	30,685.00							61,370	
BULLETPROOF VESTS	4	800.00							3,200	
CHAIRS, DISPATCH, ERGON	2	1,725.00							3,450	
LAPTOPS, CHIEF DEP & IN	2	1,350.00							2,700	
COPY/FAX MACHINE-DISPAT	1	500.00							500	
FENCE, 8' W/ BARB WIRE	0	0.00							0	
& 10' GATE-3131 COM	1	0.00							0	
MOVE TO ABANDONED MOT	0	0.00							0	
COMPLETE DEPUTY RENOVAT	1	2,000.00							2,000	
TOTAL CAPITAL OUTLAY			201,146	66,590	708,315	694,165	704,565	77,170	73,220	73,220
TOTAL SHERIFF			1,230,456	1,113,035	1,862,297	1,801,022	1,870,687	1,225,131	1,249,927	1,249,927

APPROVED BUDGET
AS OF: SEPTEMBER 30TH, 2013

10 -GENERAL APPROVED 9/16/2013
CORRECTIONS
EXPENDITURES

	2010-2011 ACTUAL	2011-2012 ACTUAL	2012-2013 CURRENT BUDGET	2012-2013 Y-T-D ACTUAL	2012-2013 PROJECTED YEAR END	2013-2014 DEPARTMENT REQUESTED	2013-2014 COMM COURT RECOMMENDED	2013-2014 APPROVED BUDGET
SALARIES								
10-561-4079 SALARY SUPL, SHIFT LEADER	1,846	1,500	2,000	1,923	2,000	2,000	2,000	2,000
10-561-4085 LONGEVITY	9,560	10,200	11,640	9,496	9,496	11,640	10,840	10,840
10-561-4118 SALARY, CORRECTION COOK	23,137	17,235	25,068	24,104	25,068	25,068	26,071	26,071
10-561-4120 SALARY, ADMINISTRATOR	38,243	39,443	40,627	39,065	40,628	40,627	42,253	42,253
10-561-4121 SALARY, SARGEANT	32,469	33,669	34,680	33,347	34,681	34,680	36,068	36,068
10-561-4122 sALARY, CORRECTION OFFICER	30,893	31,493	14,852	13,698	14,852	16,109	34,379	34,379
10-561-4123 SALARY, CORRECTION OFFICER	30,893	32,093	33,056	31,785	33,056	33,056	34,379	34,379
10-561-4124 SALARY, CORRECTION OFFICER	26,769	30,663	33,056	31,785	33,056	33,056	34,379	34,379
10-561-4125 SALARY, CORRECTION OFFICER	30,935	32,093	33,056	31,785	33,056	33,056	34,379	34,379
10-561-4126 SALARY, CORRECTION OFFICER	30,893	32,105	30,872	29,601	30,870	33,056	34,379	34,379
10-561-4127 SALARY, CORRECTION OFFICER	30,905	32,149	33,056	31,785	33,056	33,056	34,379	34,379
10-561-4128 SALARY, CORRECTION OFFICER	30,893	32,544	31,255	29,983	31,255	33,056	34,379	34,379
10-561-4129 SALARY, CORRECTION OFFICER	30,893	32,593	33,056	31,785	33,056	33,056	34,379	34,379
10-561-4130 SALARY, CORRECTION OFFICER	30,893	32,093	33,056	31,785	33,056	33,056	34,379	34,379
10-561-4131 SALARY, CORRECTION OFFICER	25,245	28,979	33,056	31,785	33,056	33,056	34,379	34,379
10-561-4132 SALARY, CORRECTION OFFICER	30,893	32,093	33,056	31,785	33,056	33,056	34,379	34,379
10-561-4133 SALARY, CORRECTION OFFICER	30,893	32,093	33,056	31,785	33,056	33,056	34,379	34,379
10-561-4183 SALARY, CORRECTION OFF, PT/TIM	18,734	27,592	36,676	37,327	38,085	40,000	16,000	16,000
10-561-4187 SALARY, TRANSPORT, PT	15,793	14,291	17,013	17,417	18,300	15,000	15,000	15,000
10-561-4195 SALARY, OVERTIME	13,265	10,673	8,000	7,927	8,000	2,000	2,000	2,000
TOTAL SALARIES	514,045	535,592	550,187	529,948	550,737	550,740	562,780	562,780
FRINGE BENEFITS								
10-561-4201 FRG BENE, SOC SEC TAXES	37,156	38,376	42,089	38,338	40,081	42,089	40,678	40,678
10-561-4202 FRG BENE, GROUP INS	141,767	154,160	162,648	140,949	154,079	162,648	165,600	165,600
10-561-4203 FRG BENE, RETIREMENT	44,552	49,079	53,148	49,146	53,148	53,148	56,221	56,221
10-561-4204 FRG BENE, WORK COMP	4,926	7,494	8,300	5,598	7,405	8,300	7,500	7,500
10-561-4206 FRG BENE, UNEMPLOYMENT COMP	284	404	496	497	497	496	676	676
TOTAL FRINGE BENEFITS	228,685	249,514	266,681	234,528	255,210	266,681	270,675	270,675
SUPPLIES								
10-561-4310 OFFICE SUPPLIES & EXPENSES	3,409	2,924	4,000	3,155	3,195	4,000	4,000	4,000
10-561-4360 FUEL	1,147	708	1,800	963	1,150	1,500	1,500	1,500
10-561-4410 FOOD	75,028	75,154	80,000	76,628	79,157	82,500	82,500	82,500
10-561-4430 SUPPLIES, JANITORIAL	8,431	8,568	6,000	5,098	5,974	7,500	6,500	6,500
10-561-4435 SUPPLIES, KITCHEN	2,415	2,579	3,500	2,788	3,200	3,500	3,500	3,500
10-561-4440 SUPPLIES, LAUNDRY	0	258	2,199	1,685	1,777	300	3,000	3,000
TOTAL SUPPLIES	90,429	90,191	97,499	90,316	94,453	99,300	101,000	101,000
OTHER SERVICES & CHARGES								
10-561-4500 CONTRACT SERVICE	1,020	2,998	3,000	1,025	1,025	4,000	4,000	4,000
10-561-4620 COMMUNICATIONS	819	1,008	1,550	1,369	1,412	1,500	1,500	1,500
10-561-4645 INMATE, MEDICAL	17,146	23,609	32,500	14,559	16,056	35,000	35,000	35,000
10-561-4646 INMATE, MISCELLANEOUS	4	0	500	29	50	500	500	500
10-561-4647 INMATE, RX & MEDICAL SUPP	16,066	18,618	20,000	12,721	13,326	20,000	20,000	20,000

10 -GENERAL APPROVED 9/16/2013
CORRECTIONS
EXPENDITURES

			2010-2011 ACTUAL	2011-2012 ACTUAL	2012-2013 CURRENT BUDGET	2012-2013 Y-T-D ACTUAL	2012-2013 PROJECTED YEAR END	2013-2014 DEPARTMENT REQUESTED	2013-2014 COMM COURT RECOMMENDED	2013-2014 APPROVED BUDGET
10-561-4648 INMATE, TRANSPORT EXP			12,426	9,784	12,000	11,106	11,519	12,000	12,000	12,000
10-561-4680 TRAVEL/TRAINING			2,555	1,447	2,101	2,100	2,074	5,000	4,000	4,000
10-561-4710 INSURANCE/BONDS			304	61	150	47	47	150	150	150
10-561-4740 UTILITIES			48,713	46,814	50,000	43,386	44,389	50,000	49,000	49,000
10-561-4750 REPAIR & MAINTENANCE			15,551	20,135	20,500	19,372	20,500	20,000	20,000	20,000
10-561-4785 UNIFORMS			1,595	2,744	3,000	2,990	3,000	3,000	3,000	3,000
TOTAL OTHER SERVICES & CHARGES			116,199	127,218	145,301	108,705	113,398	151,150	149,150	149,150
CAPITAL OUTLAY										
10-561-5500 CAPITAL OUTLAY			4,311	2,064	27,100	26,780	26,780	89,760	57,630	57,630
SALLY PORT GATES REPLAC	1	15,000.00							15,000	
VECHICLE, TRANSPORT, HI	1	0.00							0	
INCLUDES LITES, CAGE,	1	32,100.00							32,100	
CELL 205 SHOWER REHAB	1	4,500.00							4,500	
INMATE MATTRESS & UNIFO	1	0.00							0	
TASERS	1	1,125.00							1,125	
AIR CONDITIONER UNIT -N	1	2,000.00							2,000	
COMPUTER, BOOKING-NO MO	1	1,400.00							1,400	
WAIST CHAIN	1	0.00							0	
WASHER & DRYER	1	1,100.00							1,100	
TIRES, JAIL TRUCK	1	0.00							0	
RADIOS & BATTERIES	1	405.00							405	
CELL 109 & 112 - FOOD P	2	0.00							0	
TOTAL CAPITAL OUTLAY			4,311	2,064	27,100	26,780	26,780	89,760	57,630	57,630
TOTAL CORRECTIONS			953,669	1,004,579	1,086,768	990,277	1,040,577	1,157,631	1,141,235	1,141,235

APPROVED BUDGET
AS OF: SEPTEMBER 30TH, 2013

10 -GENERAL APPROVED 9/16/2013
LNRA SECURITY CONTRACT
EXPENDITURES

	2010-2011 ACTUAL	2011-2012 ACTUAL	2012-2013 CURRENT BUDGET	2012-2013 Y-T-D ACTUAL	2012-2013 PROJECTED YEAR END	2013-2014 DEPARTMENT REQUESTED	2013-2014 COMM COURT RECOMMENDED	2013-2014 APPROVED BUDGET
SALARIES								
10-562-4042 SALARY, DEPUTIES	36,525	37,725	38,857	37,363	38,857	38,857	40,412	40,412
10-562-4085 LONGEVITY	824	920	1,016	1,016	1,016	1,016	1,112	1,112
TOTAL SALARIES	37,349	38,645	39,873	38,379	39,873	39,873	41,524	41,524
FRINGE BENEFITS								
10-562-4201 FRG BENE, SOC SEC TAXES	2,880	2,979	3,051	2,958	3,074	3,051	3,177	3,177
10-562-4202 FRG BENE, GROUP INS	8,089	8,625	8,949	8,203	8,949	8,949	9,367	9,367
10-562-4203 FRG BENE, RETIREMENT	3,262	3,565	3,852	3,587	3,881	3,852	4,149	4,149
10-562-4204 FRG BENE, WORK COMP	367	554	604	412	545	604	604	604
10-562-4206 FRG BENE, UNEMPLOYMENT COMP	20	30	36	36	37	36	50	50
TOTAL FRINGE BENEFITS	14,618	15,753	16,492	15,196	16,486	16,492	17,347	17,347
TOTAL LNRA SECURITY CONTRACT	51,967	54,398	56,365	53,574	56,359	56,365	58,871	58,871

APPROVED BUDGET
AS OF: SEPTEMBER 30TH, 2013

10 -GENERAL APPROVED 9/16/2013
JUVENILE PROBATION
EXPENDITURES

	2010-2011 ACTUAL	2011-2012 ACTUAL	2012-2013 CURRENT BUDGET	2012-2013 Y-T-D ACTUAL	2012-2013 PROJECTED YEAR END	2013-2014 DEPARTMENT REQUESTED	2013-2014 COMM COURT RECOMMENDED	2013-2014 APPROVED BUDGET
SALARIES								
10-570-4021 CHIEF PROBATION OFFICER	6,586	6,585	10,354	9,650	10,031	10,354	10,769	10,769
10-570-4022 JUVENILE PROBATION OFFICER	0	0	0	0	0	0	0	0
10-570-4085 LONGEVITY	1,114	371	367	367	367	367	26	26
TOTAL SALARIES	7,700	6,956	10,721	10,017	10,398	10,721	10,795	10,795

570-4021 CHIEF PROBATION OFFICER PERMANENT NOTES:
County has to contribute $28,063/yr

FRINGE BENEFITS								
10-570-4201 FRG BENE, SOC SEC TAXES	559	486	821	761	791	821	826	826
10-570-4202 FRG BENE, GROUP INS	1,544	1,646	2,685	2,237	2,461	2,685	2,810	2,810
10-570-4203 FRG BENE, RETIREMENT	669	634	1,036	949	1,024	1,036	1,079	1,079
10-570-4204 FRG BENE, WORK COMP	8	7	11	7	10	11	15	15
10-570-4206 FRG BENE, UNEMPLOYMENT COMP	0	0	10	0	0	10	13	13
TOTAL FRINGE BENEFITS	2,779	2,772	4,563	3,955	4,286	4,563	4,743	4,743
SUPPLIES								
10-570-4310 OFFICE SUPPLIES & EXPENSES	5,077	4,517	5,708	6,421	6,421	6,723	7,529	7,529
TOTAL SUPPLIES	5,077	4,517	5,708	6,421	6,421	6,723	7,529	7,529
OTHER SERVICES & CHARGES								
10-570-4550 PROFESSIONAL FEES	0	0	0	0	0	0	0	0
10-570-4570 NON-RESIDENTIAL SERVICES	10,892	1,625	0	12	12	0	0	0
10-570-4575 RESIDENTIAL SERVICES	0	0	0	959	0	0	0	0
10-570-4680 TRAVEL/TRAINING	1,620	1,225	1,500	948	1,500	1,000	1,000	1,000
TOTAL OTHER SERVICES & CHARGES	12,512	2,850	1,500	1,919	1,512	1,000	1,000	1,000
CAPITAL OUTLAY								
10-570-5500 CAPITAL OUTLAY	0	704	515	515	515	0	0	0
TOTAL CAPITAL OUTLAY	0	704	515	515	515	0	0	0
TOTAL JUVENILE PROBATION	28,068	17,798	23,007	22,826	23,132	23,007	24,067	24,067

PERMANENT NOTES:
County has to contribute $28,041/yr

10 -GENERAL APPROVED 9/16/2013
24TH JUD DIST/ADULT PROB
EXPENDITURES

	2010-2011 ACTUAL	2011-2012 ACTUAL	2012-2013 CURRENT BUDGET	2012-2013 Y-T-D ACTUAL	2012-2013 PROJECTED YEAR END	2013-2014 DEPARTMENT REQUESTED	2013-2014 COMM COURT RECOMMENDED	2013-2014 APPROVED BUDGET
OTHER SERVICES & CHARGES								
10-578-4620 COMMUNICATIONS	2,211	2,269	3,000	2,220	2,600	2,800	2,500	2,500
10-578-4750 REPAIR & MAINTENANCE	0	0	0	0	0	0	0	0
TOTAL OTHER SERVICES & CHARGES	2,211	2,269	3,000	2,220	2,600	2,800	2,500	2,500
CAPITAL OUTLAY								
10-578-5500 CAPITAL OUTLAY	0	0	2,000	1,512	1,888	1,500	0	0
DESK, PURCH FY 13 0 1,500.00							0	
TOTAL CAPITAL OUTLAY	0	0	2,000	1,512	1,888	1,500	0	0
TOTAL 24TH JUD DIST/ADULT PROB	2,211	2,269	5,000	3,733	4,488	4,300	2,500	2,500

APPROVED BUDGET
AS OF: SEPTEMBER 30TH, 2013

10 -GENERAL APPROVED 9/16/2013
DPS/TROOPERS
EXPENDITURES

	2010-2011 ACTUAL	2011-2012 ACTUAL	2012-2013 CURRENT BUDGET	2012-2013 Y-T-D ACTUAL	2012-2013 PROJECTED YEAR END	2013-2014 DEPARTMENT REQUESTED	2013-2014 COMM COURT RECOMMENDED	2013-2014 APPROVED BUDGET
SUPPLIES								
10-581-4310 OFFICE SUPPLIES & EXPENSES	1,124	105	355	128	215	300	300	300
10-581-4445 SUPPLIES, LAW ENFORCEMENT	254	0	500	335	500	500	500	500
TOTAL SUPPLIES	1,377	105	855	462	715	800	800	800
OTHER SERVICES & CHARGES								
10-581-4620 COMMUNICATIONS	2,514	2,780	3,000	2,413	2,419	3,000	3,000	3,000
10-581-4750 REPAIR AND MAINTENANCE	75	0	300	0	0	300	300	300
TOTAL OTHER SERVICES & CHARGES	2,589	2,780	3,300	2,413	2,419	3,300	3,300	3,300
CAPITAL OUTLAY								
10-581-5500 CAPITAL OUTLAY	6,520	0	0	0	0	0	0	0
TOTAL CAPITAL OUTLAY	6,520	0	0	0	0	0	0	0
TOTAL DPS/TROOPERS	10,487	2,885	4,155	2,876	3,134	4,100	4,100	4,100

APPROVED BUDGET
AS OF: SEPTEMBER 30TH, 2013

10 -GENERAL APPROVED 9/16/2013
DPS/LICENSE & WEIGHT
EXPENDITURES

	2010-2011 ACTUAL	2011-2012 ACTUAL	2012-2013 CURRENT BUDGET	2012-2013 Y-T-D ACTUAL	2012-2013 PROJECTED YEAR END	2013-2014 DEPARTMENT REQUESTED	2013-2014 COMM COURT RECOMMENDED	2013-2014 APPROVED BUDGET
SUPPLIES								
10-582-4310 OFFICE SUPPLIES & EXPENSES	224	264	300	108	108	300	300	300
10-582-4445 SUPPLIES, LAW ENFORCEMENT	47	48	500	30	50	500	500	500
TOTAL SUPPLIES	270	311	800	138	158	800	800	800
OTHER SERVICES & CHARGES								
10-582-4620 COMMUNICATIONS	410	48	100	79	79	100	100	100
10-582-4710 INSURANCE/BONDS	238	127	380	114	115	380	380	380
10-582-4740 UTILITIES	667	531	800	461	479	800	800	800
10-582-4750 REPAIR AND MAINTENANCE	0	294	1,200	990	990	0	0	0
TOTAL OTHER SERVICES & CHARGES	1,315	1,000	2,480	1,644	1,663	1,280	1,280	1,280
CAPITAL OUTLAY								
10-582-5500 CAPITAL OUTLAY	0	0	33,805	32,400	32,400	0	0	0
ROADWAY TO SCALE UNLEV 1 0.00							0	
AFFECTING SCALE ACCUR 0 0.00							0	
TOTAL CAPITAL OUTLAY	0	0	33,805	32,400	32,400	0	0	0
TOTAL DPS/LICENSE & WEIGHT	1,585	1,311	37,085	34,182	34,221	2,080	2,080	2,080

APPROVED BUDGET
AS OF: SEPTEMBER 30TH, 2013

10 -GENERAL APPROVED 9/16/2013
SANITATION
EXPENDITURES

	2010-2011 ACTUAL	2011-2012 ACTUAL	2012-2013 CURRENT BUDGET	2012-2013 Y-T-D ACTUAL	2012-2013 PROJECTED YEAR END	2013-2014 DEPARTMENT REQUESTED	2013-2014 COMM COURT RECOMMENDED	2013-2014 APPROVED BUDGET
SALARIES								
10-595-4085 LONGEVITY	1,760	2,096	3,248	3,248	3,248	3,248	3,440	3,440
10-595-4171 SALARY, LANDFILL	21,453	21,378	30,964	25,336	26,176	34,364	35,739	35,739
10-595-4172 SALARY, LANDFILL	0	0	24,320	23,240	24,000	33,092	35,739	35,739
10-595-4180 SALARY, PART/TIME TRANS STA	19,020	19,597	14,000	13,894	15,577	14,000	15,000	15,000
10-595-4192 SALARY, LANDFILL	33,078	34,278	35,307	33,949	35,307	35,307	36,720	36,720
TOTAL SALARIES	75,311	77,349	107,839	99,667	104,308	120,011	126,638	126,638
FRINGE BENEFITS								
10-595-4201 FRG BENE, SOC SEC TAXES	5,531	5,780	9,181	7,178	7,492	9,181	9,136	9,136
10-595-4202 FRG BENE, GROUP INS	17,421	16,361	34,779	29,238	29,239	34,779	34,678	34,678
10-595-4203 FRG BENE, RETIREMENT	6,544	7,091	11,593	9,293	10,038	11,593	12,651	12,651
10-595-4204 FRG BENE, WORK COMP	1,506	1,024	1,478	1,018	1,347	1,478	1,478	1,478
10-595-4206 FRG BENE, UNEMPLOYMENT COMP	40	63	109	90	91	109	152	152
TOTAL FRINGE BENEFITS	31,042	30,319	57,140	46,818	48,207	57,140	58,095	58,095
SUPPLIES								
10-595-4310 OFFICE SUPPLIES & EXPENSES	2,231	1,246	1,631	1,580	1,581	1,200	1,200	1,200
10-595-4360 FUEL	13,268	16,530	19,500	19,432	19,433	20,000	20,000	20,000
10-595-4375 PARTS, SUPPLIES, REPAIRS	24,798	20,182	20,200	18,800	20,635	22,000	22,000	22,000
TOTAL SUPPLIES	40,297	37,957	41,331	39,813	41,649	43,200	43,200	43,200
OTHER SERVICES & CHARGES								
10-595-4540 DISPOSAL FEES	75,907	75,074	87,922	80,566	87,922	80,000	85,000	85,000
10-595-4620 COMMUNICATIONS	1,096	1,255	1,450	1,063	1,103	1,450	1,450	1,450
10-595-4680 TRAVEL/TRAINING	31	0	0	0	0	200	200	200
10-595-4710 INSURANCE/BONDS	1,659	1,574	1,550	1,165	1,166	1,800	1,600	1,600
10-595-4740 UTILITIES	1,956	1,882	2,000	1,982	1,983	2,000	2,000	2,000
10-595-4785 UNIFORMS	729	752	994	994	994	1,100	1,100	1,100
10-595-4950 UNCLASSIFIED	0	0	175	172	172	250	250	250
TOTAL OTHER SERVICES & CHARGES	81,378	80,538	94,091	85,942	93,340	86,800	91,600	91,600
CAPITAL OUTLAY								
10-595-5500 CAPITAL OUTLAY	14,830	10,538	1,800	1,800	1,800	1,600	1,600	1,600
COMPUTER W/ MONITOR 1 1,200.00							1,200	
SOFTWARE 1 400.00							400	
TRUCK (AGE & MILEAGE) 1 0.00							0	
TOTAL CAPITAL OUTLAY	14,830	10,538	1,800	1,800	1,800	1,600	1,600	1,600
TOTAL SANITATION	242,858	236,701	302,201	274,040	289,304	308,751	321,133	321,133

APPROVED BUDGET
AS OF: SEPTEMBER 30TH, 2013

10 -GENERAL APPROVED 9/16/2013
PERMITTING & INSPECTIONS
EXPENDITURES

	2010-2011 ACTUAL	2011-2012 ACTUAL	2012-2013 CURRENT BUDGET	2012-2013 Y-T-D ACTUAL	2012-2013 PROJECTED YEAR END	2013-2014 DEPARTMENT REQUESTED	2013-2014 COMM COURT RECOMMENDED	2013-2014 APPROVED BUDGET
SALARIES								
10-600-4085 LONGEVITY	0	0	0	0	0	0	16	16
10-600-4180 SALARY, PART TIME	0	0	27,388	25,299	26,352	27,388	31,648	31,648
TOTAL SALARIES	0	0	27,388	25,299	26,352	27,388	31,664	31,664
FRINGE BENEFITS								
10-600-4201 FRG BENE, SOC SEC TAXES	0	0	2,096	1,935	2,016	2,096	2,179	2,179
10-600-4202 FRG BENE, GROUP INS	0	0	0	0	0	0	0	0
10-600-4203 FRG BENE, RETIREMENT	0	0	2,646	2,341	2,521	2,646	2,846	2,846
10-600-4204 FRG BENE, WORK COMP	0	0	332	56	74	332	23	23
10-600-4206 FRG BENE, UNEMPLOYMENT COMP	0	0	25	18	19	25	35	35
TOTAL FRINGE BENEFITS	0	0	5,099	4,351	4,630	5,099	5,083	5,083
SUPPLIES								
10-600-4310 OFFICE SUPPLIES & EXPENSE	0	0	1,700	1,550	1,700	1,700	1,700	1,700
10-600-4315 POSTAGE & FREIGHT	0	0	0	0	0	0	0	0
TOTAL SUPPLIES	0	0	1,700	1,550	1,700	1,700	1,700	1,700
OTHER SERVICES & CHARGES								
10-600-4560 FLOOD PLAIN PERMITS	1,625	3,475	0	0	0	0	0	0
10-600-4620 COMMUNICATIONS	0	0	1,900	1,838	1,897	1,900	1,900	1,900
10-600-4680 TRAVEL/TRAINING	0	0	4,850	4,593	4,850	4,500	4,500	4,500
10-600-4750 REPAIR & MAINTENANCE	0	0	129	0	0	129	129	129
10-600-4760 MAINT & SUPPORT/COMPUTERS	0	0	700	588	875	1,300	1,300	1,300
TOTAL OTHER SERVICES & CHARGES	1,625	3,475	7,579	7,018	7,622	7,829	7,829	7,829
CAPITAL OUTLAY								
10-600-5500 CAPITAL OUTLAY	0	0	2,621	2,621	2,621	0	0	0
TOTAL CAPITAL OUTLAY	0	0	2,621	2,621	2,621	0	0	0
TOTAL PERMITTING & INSPECTIONS	1,625	3,475	44,387	40,839	42,925	42,016	46,276	46,276

APPROVED BUDGET
AS OF: SEPTEMBER 30TH, 2013

10 -GENERAL APPROVED 9/16/2013
HEALTH & HUMAN SERVICES
EXPENDITURES

	2010-2011 ACTUAL	2011-2012 ACTUAL	2012-2013 CURRENT BUDGET	2012-2013 Y-T-D ACTUAL	2012-2013 PROJECTED YEAR END	2013-2014 DEPARTMENT REQUESTED	2013-2014 COMM COURT RECOMMENDED	2013-2014 APPROVED BUDGET
OTHER SERVICES & CHARGES								
10-640-4551 COUNSELING	0	0	0	0	0	0	0	0
10-640-4555 ENVIRONMENTAL SERVICES	0	2,000	24,000	22,000	24,000	24,000	24,000	24,000
10-640-4840 GULF BEND CENTER	14,000	14,000	14,000	14,000	14,000	14,000	14,000	14,000
10-640-4841 SENIOR CITIZENS CENTER	44,000	40,000	40,000	40,000	40,000	40,000	40,000	40,000
TOTAL OTHER SERVICES & CHARGES	58,000	56,000	78,000	76,000	78,000	78,000	78,000	78,000
TOTAL HEALTH & HUMAN SERVICES	58,000	56,000	78,000	76,000	78,000	78,000	78,000	78,000

APPROVED BUDGET
AS OF: SEPTEMBER 30TH, 2013

10 -GENERAL APPROVED 9/16/2013
COUNTY LIBRARY
EXPENDITURES

	2010-2011 ACTUAL	2011-2012 ACTUAL	2012-2013 CURRENT BUDGET	2012-2013 Y-T-D ACTUAL	2012-2013 PROJECTED YEAR END	2013-2014 DEPARTMENT REQUESTED	2013-2014 COMM COURT RECOMMENDED	2013-2014 APPROVED BUDGET
SALARIES								
10-650-4002 SALARY, APPOINTED OFFICIAL	28,846	29,596	30,900	29,620	30,717	30,900	32,136	32,136
10-650-4030 SALARY, ASSISTANTS	24,553	25,753	26,526	25,506	26,526	26,526	27,588	27,588
10-650-4085 LONGEVITY	1,320	944	1,136	1,136	1,136	1,136	1,328	1,328
10-650-4180 SALARY, PART/TIME SECRETARIES	11,448	11,958	14,181	13,991	14,180	13,500	14,000	14,000
TOTAL SALARIES	66,167	68,251	72,743	70,252	72,559	72,062	75,052	75,052
FRINGE BENEFITS								
10-650-4201 FRG BENE, SOC SEC TAXES	4,666	4,731	5,886	4,868	5,131	5,513	5,188	5,188
10-650-4202 FRG BENE, GROUP INS	18,382	21,755	22,566	20,685	22,566	22,566	23,620	23,620
10-650-4203 FRG BENE, RETIREMENT	5,555	6,061	7,058	6,524	7,063	6,962	7,498	7,498
10-650-4204 FRG BENE, WORK COMP	112	163	220	124	164	220	220	220
10-650-4206 FRG BENE, UNEMPLOYMENT COMP	39	50	65	65	66	65	91	91
TOTAL FRINGE BENEFITS	28,754	32,761	35,795	32,266	34,990	35,326	36,617	36,617
SUPPLIES								
10-650-4310 OFFICE SUPPLIES & EXPENSES	3,559	4,208	6,901	6,887	6,987	4,685	4,685	4,685
10-650-4330 BOOKS, LIBRARY	25,821	29,981	30,300	29,145	30,300	30,000	30,000	30,000
10-650-4332 BOOKS, GRANTS	0	3,116	4,903	4,829	4,903	0	0	0
TOTAL SUPPLIES	29,380	37,305	42,104	40,862	42,190	34,685	34,685	34,685
OTHER SERVICES & CHARGES								
10-650-4620 COMMUNICATIONS	1,208	1,301	1,475	1,260	1,276	1,475	1,475	1,475
10-650-4675 PUBLICATIONS & SUBSCRIPTIONS	3,181	1,469	5,730	4,989	4,989	4,000	4,000	4,000
10-650-4680 TRAVEL/TRAINING	1,400	2,500	750	232	390	3,000	3,000	3,000
10-650-4750 REPAIR & MAINTENANCE	2,755	3,427	4,540	4,312	4,312	5,340	5,340	5,340
TOTAL OTHER SERVICES & CHARGES	8,544	8,696	12,495	10,792	10,967	13,815	13,815	13,815
CAPITAL OUTLAY								
10-650-5500 CAPITAL OUTLAY	56,285	42,037	9,668	9,455	9,668	4,110	4,110	4,110
COMPUTERS, PATRON PER 4 1,027.50							4,110	
0 0.00							0	
TOTAL CAPITAL OUTLAY	56,285	42,037	9,668	9,455	9,668	4,110	4,110	4,110
TOTAL COUNTY LIBRARY	189,129	189,050	172,805	163,628	170,374	159,998	164,279	164,279

APPROVED BUDGET
AS OF: SEPTEMBER 30TH, 2013

10 -GENERAL APPROVED 9/16/2013
PARKS
EXPENDITURES

	2010-2011 ACTUAL	2011-2012 ACTUAL	2012-2013 CURRENT BUDGET	2012-2013 Y-T-D ACTUAL	2012-2013 PROJECTED YEAR END	2013-2014 DEPARTMENT REQUESTED	2013-2014 COMM COURT RECOMMENDED	2013-2014 APPROVED BUDGET
FRINGE BENEFITS								
10-660-4201 FRG BENE, SOC SEC TAXES	0	0	0	0	0	0	0	0
10-660-4203 FRG BENE, RETIREMENT	0	0	0	0	0	0	0	0
TOTAL FRINGE BENEFITS	0	0	0	0	0	0	0	0
OTHER SERVICES & CHARGES								
10-660-4500 CONTRACT SERVICE	0	0	0	0	0	0	0	0
10-660-4710 INSURANCE/BONDS	332	740	687	686	687	400	720	720
10-660-4740 UTILITIES	318	538	600	462	550	600	600	600
10-660-4750 REPAIRS & MAINTENANCE	527	259	713	29	58	600	600	600
TOTAL OTHER SERVICES & CHARGES	1,178	1,536	2,000	1,177	1,295	1,600	1,920	1,920
TOTAL PARKS	1,178	1,536	2,000	1,177	1,295	1,600	1,920	1,920

APPROVED BUDGET
AS OF: SEPTEMBER 30TH, 2013

10 -GENERAL APPROVED 9/16/2013
AG EXTENSION SERVICE
EXPENDITURES

	2010-2011 ACTUAL	2011-2012 ACTUAL	2012-2013 CURRENT BUDGET	2012-2013 Y-T-D ACTUAL	2012-2013 PROJECTED YEAR END	2013-2014 DEPARTMENT REQUESTED	2013-2014 COMM COURT RECOMMENDED	2013-2014 APPROVED BUDGET
SALARIES								
10-665-4030 SALARY, ASSISTANTS	7,744	0	0	0	0	0	0	0
10-665-4073 SALARY, SUPL EXTENSION AGT	9,550	9,550	9,550	9,183	9,550	9,550	9,932	9,932
10-665-4074 SALARY, SUPL EXTENSION AGT	8,632	2,020	9,550	4,187	4,738	9,550	9,932	9,932
10-665-4085 LONGEVITY	320	192	288	288	288	288	384	384
10-665-4150 SALARY, SECRETARIES	24,163	25,753	27,834	24,643	25,753	27,834	28,948	28,948
TOTAL SALARIES	50,408	37,515	47,222	38,301	40,329	47,222	49,196	49,196
FRINGE BENEFITS								
10-665-4201 FRG BENE, SOC SEC TAXES	3,533	2,525	3,613	2,588	2,730	3,613	3,368	3,368
10-665-4202 FRG BENE, GROUP INS	14,337	13,130	13,617	12,482	13,617	13,617	14,254	14,254
10-665-4203 FRG BENE, RETIREMENT	2,808	2,378	2,717	2,317	2,517	2,717	2,931	2,931
10-665-4204 FRG BENE, WORK COMP	41	131	146	99	134	146	146	146
10-665-4206 FRG BENE, UNEMPLOYMENT COMP	31	28	43	37	41	43	59	59
TOTAL FRINGE BENEFITS	20,750	18,193	20,136	17,523	19,039	20,136	20,758	20,758
SUPPLIES								
10-665-4310 OFFICE SUPPLIES & EXPENSE	2,788	3,032	4,000	3,733	3,832	4,000	4,000	4,000
TOTAL SUPPLIES	2,788	3,032	4,000	3,733	3,832	4,000	4,000	4,000
OTHER SERVICES & CHARGES								
10-665-4620 COMMUNICATIONS	2,405	2,678	3,220	2,696	2,745	3,250	3,200	3,200
10-665-4680 TRAVEL/TRAINING	503	338	500	136	137	500	500	500
10-665-4684 TRAVEL, EXTENSION AGENT	3,987	5,184	4,500	4,255	4,255	5,000	5,000	5,000
10-665-4685 TRAVEL,EXTENSION AGENT	2,504	1,093	4,500	191	382	4,500	4,500	4,500
10-665-4750 REPAIR & MAINTENANCE	0	0	500	263	263	500	500	500
TOTAL OTHER SERVICES & CHARGES	9,398	9,293	13,220	7,540	7,781	13,750	13,700	13,700
CAPITAL OUTLAY								
10-665-5500 CAPITAL OUTLAY	668	650	700	670	670	800	800	800
COMPUTER - FCS AGENT-CO 1 800.00							800	
0 0.00							0	
TOTAL CAPITAL OUTLAY	668	650	700	670	670	800	800	800
TOTAL AG EXTENSION SERVICE	84,013	68,682	85,278	67,767	71,651	85,908	88,454	88,454

APPROVED BUDGET
AS OF: SEPTEMBER 30TH, 2013

10 -GENERAL APPROVED 9/16/2013
U S SOIL CONSERVATION SV
EXPENDITURES

	2010-2011 ACTUAL	2011-2012 ACTUAL	2012-2013 CURRENT BUDGET	2012-2013 Y-T-D ACTUAL	2012-2013 PROJECTED YEAR END	2013-2014 DEPARTMENT REQUESTED	2013-2014 COMM COURT RECOMMENDED	2013-2014 APPROVED BUDGET
OTHER SERVICES & CHARGES								
10-670-4846 JC SOIL & WATER CONSERVATION	2,000	2,000	2,000	2,000	2,000	2,000	2,000	2,000
TOTAL OTHER SERVICES & CHARGES	2,000	2,000	2,000	2,000	2,000	2,000	2,000	2,000
TOTAL U S SOIL CONSERVATION SV	2,000	2,000	2,000	2,000	2,000	2,000	2,000	2,000
TOTAL EXPENDITURES	6,133,517	6,150,610	7,447,584	6,820,119	7,179,258	6,905,854	7,026,028	7,026,028
REVENUE OVER/(UNDER) EXPENDITURES	979,278	1,038,373	743,928	2,172,355	1,762,811	833,088	642,002	642,002
OTHER FINANCING SOURCES								
10-390-3911 TRANSFER FROM SALES TAX	550,000	550,000	0	0	0	0	0	0
10-390-3912 TRANSFER FROM PERMANENT IMPROV	0	0	0	0	0	0	0	0
10-390-3916 TRS FROM COURT REPORTER SERV	0	0	0	0	0	0	0	0
10-390-3922 TRS FROM HEALTH	0	0	0	0	0	0	0	0
10-390-3932 TRS FROM COURTHOUSE SECURITY	0	0	0	0	0	0	0	0
10-390-3957 TRS FROM AMV	3,794	2,929	0	0	0	0	0	0
TOTAL OTHER FINANCING SOURCES	553,794	552,929	0	0	0	0	0	0
OTHER FINANCING USES								
10-700-7012 TRS TO PERMANENT IMPROVEMENT	23,500	166,247	0	0	0	0	31,299	31,299
10-700-7022 TRS TO HEALTH	87,211	0	0	0	0	0	0	0
10-700-7026 TRS TO LAW LIBRARY	8,500	15,750	7,300	7,300	4,800	9,800	13,032	13,032
10-700-7036 TRS TO HISTORICAL COMMISSION	2,000	1,400	1,400	1,400	1,400	1,400	1,200	1,200
10-700-7041 TRS TO R & B #1	302,234	297,566	321,038	321,038	321,038	321,038	413,631	413,631
10-700-7042 TRS TO R & B #2	318,046	324,224	348,757	348,757	348,757	348,757	450,214	450,214
10-700-7043 TRS TO R & B #3	243,605	241,362	281,195	281,195	281,195	281,195	357,579	357,579
10-700-7044 TRS TO R & B #4	443,404	450,026	459,035	459,035	459,035	459,035	598,325	598,325
10-700-7050 EQUIPMENT REPLACEMENT #1	20,000	20,000	20,000	20,000	20,000	20,000	20,000	20,000
10-700-7051 EQUIPMENT REPLACEMENT #2	20,000	20,000	20,000	20,000	20,000	20,000	20,000	20,000
10-700-7052 EQUIPMENT REPLACEMENT #3	20,000	20,000	20,000	20,000	20,000	20,000	20,000	20,000
10-700-7053 EQUIPMENT REPLACEMENT #4	20,000	20,000	20,000	20,000	20,000	20,000	20,000	20,000
10-700-7080 TRS TO AIRPORT	0	34,727	61,336	61,336	61,336	0	0	0
TOTAL OTHER FINANCING USES	1,508,500	1,611,302	1,560,061	1,560,061	1,557,561	1,501,225	1,945,280	1,945,280
REVENUES & OTHER SOURCES OVER/ (UNDER) EXPENDITURES & OTHER USES	24,572	(20,000)	(816,133)	612,294	205,250	(668,137)	(1,303,279)	(1,303,279)

APPROVED BUDGET
AS OF: SEPTEMBER 30TH, 2013

12 -PERMANENT IMPROVEMENT APPROVED 9/16/2013

REVENUES

	2010-2011 ACTUAL	2011-2012 ACTUAL	2012-2013 CURRENT BUDGET	2012-2013 Y-T-D ACTUAL	2012-2013 PROJECTED YEAR END	2013-2014 DEPARTMENT REQUESTED	2013-2014 COMM COURT RECOMMENDED	2013-2014 APPROVED BUDGET
MISCELLANEOUS REVENUE								
12-360-3600 INTEREST	1,588	2,166	900	1,414	1,471	800	800	800
12-364-3640 SALES & COMP LOSS OF FIXED ASS	0	0	0	0	0	0	0	0
12-367-3670 DONATIONS & CONTRIBUTIONS	0	0	0	0	0	0	0	0
12-370-3710 MISCELLANEOUS REVENUE	0	0	0	522	0	0	0	0
TOTAL MISCELLANEOUS REVENUE	1,588	2,166	900	1,936	1,471	800	800	800
TOTAL REVENUES	1,588	2,166	900	1,936	1,471	800	800	800

APPROVED BUDGET
AS OF: SEPTEMBER 30TH, 2013

12 -PERMANENT IMPROVEMENT APPROVED 9/16/2013
PERMANENT IMPROVEMENT
EXPENDITURES

				(---------- 2012-2013 ----------)			(---------- 2013-2014 ----------)		
		2010-2011 ACTUAL	2011-2012 ACTUAL	CURRENT BUDGET	Y-T-D ACTUAL	PROJECTED YEAR END	DEPARTMENT REQUESTED	COMM COURT RECOMMENDED	APPROVED BUDGET
FRINGE BENEFITS									
12-516-4201 FRG BENE, SOCIAL SECURITY		0	0	0	0	0	0	0	0
12-516-4203 FRG BENE, RETIREMENT		0	0	0	0	0	0	0	0
TOTAL FRINGE BENEFITS		0	0	0	0	0	0	0	0
SUPPLIES									
12-516-4350 SUPPLIES		0	0	0	0	0	0	0	0
TOTAL SUPPLIES		0	0	0	0	0	0	0	0
OTHER SERVICES & CHARGES									
12-516-4750 MAINT, BLDG		2,450	0	950	0	0	0	0	0
12-516-4850 ROW & EXPENSE, STATE		0	4,310	0	0	0	0	0	0
TOTAL OTHER SERVICES & CHARGES		2,450	4,310	950	0	0	0	0	0
CAPITAL OUTLAY									
12-516-5500 CAPITAL OUTLAY		35,044	56,186	192,243	9,169	67,467	114,500	251,443	251,443
CTHSE - AC UNIT - ADULT	1 0.00							0	
CTHSE - PURCHASE LAND,	1 40,000.00							40,000	
CTHSE - REPLACE HANDICA	1 50,000.00							50,000	
MAURITZ CAMP	1 15,000.00							15,000	
JP #2 -REPAIR ROOF & SI	1 0.00							0	
TEXANA CHURCH (50%)	1 0.00							0	
SERV BLD - SPRINKLER SY	1 5,000.00							5,000	
SERV BLD-SIDEWALKS FRON	1 16,902.00							16,902	
SERV BLD-SIDEWALKS LIBR	1 9,237.00							9,237	
MUSEUM - SPRINKLER SYST	1 5,000.00							5,000	
MUSEUM - SIDEWALKS	1 7,554.00							7,554	
HEATER & COILS-WORKFORC	1 3,500.00							3,500	
CONDENSOR-DIST CLK - ES	1 14,750.00							14,750	
ROOF - WORKFORCE - FY16	1 8,000.00							8,000	
ROOF - CHAMBER - FY 201	1 14,000.00							14,000	
FIBER - INTERNET CONNEC	1 10,000.00							10,000	
COURT SOFTWARE	1 32,500.00							32,500	
CARANCAHUA BREAKWATER	1 20,000.00							20,000	
TOTAL CAPITAL OUTLAY		35,044	56,186	192,243	9,169	67,467	114,500	251,443	251,443
TOTAL PERMANENT IMPROVEMENT		37,494	60,496	193,193	9,169	67,467	114,500	251,443	251,443
TOTAL EXPENDITURES		37,494	60,496	193,193	9,169	67,467	114,500	251,443	251,443
REVENUE OVER/(UNDER) EXPENDITURES		(35,906)	(58,330)	(192,293)	(7,233)	(65,996)	(113,700)	(250,643)	(250,643)

APPROVED BUDGET
AS OF: SEPTEMBER 30TH, 2013

12 -PERMANENT IMPROVEMENT APPROVED 9/16/2013

	2010-2011 ACTUAL	2011-2012 ACTUAL	2012-2013 CURRENT BUDGET	2012-2013 Y-T-D ACTUAL	2012-2013 PROJECTED YEAR END	2013-2014 DEPARTMENT REQUESTED	2013-2014 COMM COURT RECOMMENDED	2013-2014 APPROVED BUDGET
OTHER FINANCING SOURCES								
12-390-3910 TRANSFER FROM GENERAL	23,500	166,247	0	0	0	0	31,299	31,299
TOTAL OTHER FINANCING SOURCES	23,500	166,247	0	0	0	0	31,299	31,299
OTHER FINANCING USES								
12-700-7010 TRS TO GENERAL	0	0	0	0	0	0	0	0
TOTAL OTHER FINANCING USES	0	0	0	0	0	0	0	0
REVENUES & OTHER SOURCES OVER/ (UNDER) EXPENDITURES & OTHER USES	(12,406)	107,917	(192,293)	(7,233)	(65,996)	(113,700)	(219,344)	(219,344)

APPROVED BUDGET
AS OF: SEPTEMBER 30TH, 2013

15 -COMMISSARY TELEPHONE APPROVED 9/16/2013

REVENUES

	2010-2011 ACTUAL	2011-2012 ACTUAL	2012-2013 CURRENT BUDGET	2012-2013 Y-T-D ACTUAL	2012-2013 PROJECTED YEAR END	2013-2014 DEPARTMENT REQUESTED	2013-2014 COMM COURT RECOMMENDED	2013-2014 APPROVED BUDGET
CHARGES FOR SERVICES								
15-342-3429 TELEPHONE SALES/COMMISSIONS	30,993	35,647	33,000	52,227	52,655	36,000	39,000	39,000
TOTAL CHARGES FOR SERVICES	30,993	35,647	33,000	52,227	52,655	36,000	39,000	39,000
MISCELLANEOUS REVENUE								
15-360-3600 INTEREST	(0)	(0)	0	0	0	0	0	0
TOTAL MISCELLANEOUS REVENUE	(0)	(0)	0	0	0	0	0	0
TOTAL REVENUES	30,993	35,647	33,000	52,227	52,655	36,000	39,000	39,000

APPROVED BUDGET
AS OF: SEPTEMBER 30TH, 2013

15 -COMMISSARY TELEPHONE APPROVED 9/16/2013
TELEPHONE
EXPENDITURES

	2010-2011 ACTUAL	2011-2012 ACTUAL	2012-2013 CURRENT BUDGET	2012-2013 Y-T-D ACTUAL	2012-2013 PROJECTED YEAR END	2013-2014 DEPARTMENT REQUESTED	2013-2014 COMM COURT RECOMMENDED	2013-2014 APPROVED BUDGET
SALARIES								
15-563-4071 UNIFORM ALLOWANCE	3,702	3,871	3,900	3,736	3,898	3,900	3,900	3,900
TOTAL SALARIES	3,702	3,871	3,900	3,736	3,898	3,900	3,900	3,900
FRINGE BENEFITS								
15-563-4201 FRG BENE, SOC SEC TAXES	284	297	299	149	298	299	390	390
15-563-4203 FRG BENE, RETIREMENT	324	356	377	189	377	390	390	390
15-563-4204 FRG BENE, WORK COMP	38	56	58	40	54	58	58	58
15-563-4206 FRG BENE, UNEMPLOYMENT COMP	2	3	4	2	4	5	5	5
TOTAL FRINGE BENEFITS	649	712	738	380	733	752	843	843
SUPPLIES								
15-563-4310 OFFICE SUPPLIES & EXPENSES	876	240	92	60	500	500	500	500
15-563-4445 SUPPLIES, LAW ENFORCEMENT	8,806	4,233	5,908	5,908	5,908	4,500	4,500	4,500
15-563-4460 SUPPLIES, PHONE CARD	0	7,000	6,000	6,000	6,000	8,000	8,000	8,000
TOTAL SUPPLIES	9,682	11,473	12,000	11,968	12,408	13,000	13,000	13,000
OTHER SERVICES & CHARGES								
15-563-4685 UNIFORMS	1,591	0	500	273	273	0	0	0
15-563-4750 REPAIR AND MAINTENANCE	1,571	0	0	0	0	0	0	0
15-563-4950 UNCLASSIFIED	2,802	448	5,098	0	0	25,725	20,000	20,000
TOTAL OTHER SERVICES & CHARGES	5,964	448	5,598	273	273	25,725	20,000	20,000
CAPITAL OUTLAY								
15-563-5500 CAPITAL OUTLAY	1,000	68,787	47,202	43,494	45,000	0	20,000	20,000
CELL RENOVATION-SAFE CE 1 20,000.00							20,000	
TOTAL CAPITAL OUTLAY	1,000	68,787	47,202	43,494	45,000	0	20,000	20,000
TOTAL TELEPHONE	20,997	85,291	69,438	59,851	62,312	43,377	57,743	57,743
TOTAL EXPENDITURES	20,997	85,291	69,438	59,851	62,312	43,377	57,743	57,743
REVENUE OVER/(UNDER) EXPENDITURES	9,996	(49,644)	(36,438)	(7,624)	(9,657)	(7,377)	(18,743)	(18,743)
OTHER FINANCING SOURCES								
TOTAL OTHER FINANCING SOURCES	0	0	0	0	0	0	0	0

15 -COMMISSARY TELEPHONE APPROVED 9/16/2013

	2010-2011 ACTUAL	2011-2012 ACTUAL	2012-2013 CURRENT BUDGET	2012-2013 Y-T-D ACTUAL	2012-2013 PROJECTED YEAR END	2013-2014 DEPARTMENT REQUESTED	2013-2014 COMM COURT RECOMMENDED	2013-2014 APPROVED BUDGET
OTHER FINANCING USES								
15-700-7010 TRS TO GENERAL	0	0	0	0	0	0	0	0
TOTAL OTHER FINANCING USES	0	0	0	0	0	0	0	0
REVENUES & OTHER SOURCES OVER/ (UNDER) EXPENDITURES & OTHER USES	9,996	(49,644)	(36,438)	(7,624)	(9,657)	(7,377)	(18,743)	(18,743)

APPROVED BUDGET
AS OF: SEPTEMBER 30TH, 2013

17 -DISTRICT ATTORNEY-HOT CHK APPROVED 9/16/2013

REVENUES

	2010-2011 ACTUAL	2011-2012 ACTUAL	2012-2013 CURRENT BUDGET	2012-2013 Y-T-D ACTUAL	2012-2013 PROJECTED YEAR END	2013-2014 DEPARTMENT REQUESTED	2013-2014 COMM COURT RECOMMENDED	2013-2014 APPROVED BUDGET
CHARGES FOR SERVICES								
17-340-3460 HOT CHECK FEES, DIST ATTY	3,616	4,067	3,500	3,224	3,632	3,500	3,500	3,500
TOTAL CHARGES FOR SERVICES	3,616	4,067	3,500	3,224	3,632	3,500	3,500	3,500
TOTAL REVENUES	3,616	4,067	3,500	3,224	3,632	3,500	3,500	3,500

APPROVED BUDGET
AS OF: SEPTEMBER 30TH, 2013

17 -DISTRICT ATTORNEY-HOT CHK APPROVED 9/16/2013
CDA HOT CHECK
EXPENDITURES

	2010-2011 ACTUAL	2011-2012 ACTUAL	2012-2013 CURRENT BUDGET	2012-2013 Y-T-D ACTUAL	2012-2013 PROJECTED YEAR END	2013-2014 DEPARTMENT REQUESTED	2013-2014 COMM COURT RECOMMENDED	2013-2014 APPROVED BUDGET
SALARIES								
17-437-4041 SALARY, INVESTIGATOR	0	1,535	0	0	0	0	0	0
17-437-4150 SALARY, SECRETARIES	5,250	5,250	9,000	5,550	5,550	9,000	9,000	9,000
17-437-4180 SALARY, PART/TIME SECRETARIES	0	0	0	0	0	0	0	0
TOTAL SALARIES	5,250	6,785	9,000	5,550	5,550	9,000	9,000	9,000
FRINGE BENEFITS								
17-437-4201 FRG BENE, SOC SEC TAXES	402	519	689	425	425	689	689	689
17-437-4202 FRG BENE, GROUP INS	0	0	0	0	0	0	0	0
17-437-4203 FRG BENE, RETIREMENT	467	594	870	521	521	900	900	900
17-437-4204 FRG BENE, WORK COMP	5	143	27	19	13	27	27	27
17-437-4206 FRG BENE, UNEMPLOYMENT COMP	0	6	9	5	5	10	11	11
TOTAL FRINGE BENEFITS	874	1,262	1,595	970	964	1,626	1,627	1,627
SUPPLIES								
17-437-4310 OFFICE SUPPLIES & EXPENSES	0	1,666	1,000	248	0	1,000	1,000	1,000
TOTAL SUPPLIES	0	1,666	1,000	248	0	1,000	1,000	1,000
OTHER SERVICES & CHARGES								
17-437-4650 INVESTIGATION	0	0	0	0	0	0	0	0
17-437-4770 RENTAL	0	0	0	0	0	0	0	0
17-437-4950 UNCLASSIFIED	0	0	0	0	0	0	0	0
TOTAL OTHER SERVICES & CHARGES	0	0	0	0	0	0	0	0
CAPITAL OUTLAY								
17-437-5500 CAPITAL OUTLAY	0	0	0	0	0	0	0	0
TOTAL CAPITAL OUTLAY	0	0	0	0	0	0	0	0
TOTAL CDA HOT CHECK	6,124	9,714	11,595	6,768	6,514	11,626	11,627	11,627
TOTAL EXPENDITURES	6,124	9,714	11,595	6,768	6,514	11,626	11,627	11,627
REVENUE OVER/(UNDER) EXPENDITURES	(2,508)	(5,647)	(8,095)	(3,543)	(2,882)	(8,126)	(8,127)	(8,127)
OTHER FINANCING SOURCES								
TOTAL OTHER FINANCING SOURCES	0	0	0	0	0	0	0	0

17 -DISTRICT ATTORNEY-HOT CHK APPROVED 9/16/2013

			(---------- 2012-2013	----------	----------)	(---------- 2013-2014	----------	----------)
	2010-2011 ACTUAL	2011-2012 ACTUAL	CURRENT BUDGET	Y-T-D ACTUAL	PROJECTED YEAR END	DEPARTMENT REQUESTED	COMM COURT RECOMMENDED	APPROVED BUDGET
OTHER FINANCING USES								
TOTAL OTHER FINANCING USES	0	0	0	0	0	0	0	0
REVENUES & OTHER SOURCES OVER/ (UNDER) EXPENDITURES & OTHER USES	(2,508)	(5,647)	(8,095)	(3,543)	(2,882)	(8,126)	(8,127)	(8,127)

APPROVED BUDGET
AS OF: SEPTEMBER 30TH, 2013

18 -ELECTIONS ADMINISTRATION APPROVED 9/16/2013

REVENUES

	2010-2011 ACTUAL	2011-2012 ACTUAL	2012-2013 CURRENT BUDGET	2012-2013 Y-T-D ACTUAL	2012-2013 PROJECTED YEAR END	2013-2014 DEPARTMENT REQUESTED	2013-2014 COMM COURT RECOMMENDED	2013-2014 APPROVED BUDGET
CHARGES FOR SERVICES								
18-340-3440 ELECTION ADMIN FEE-CO CLK	0	685	0	0	0	650	650	650
TOTAL CHARGES FOR SERVICES	0	685	0	0	0	650	650	650
TOTAL REVENUES	0	685	0	0	0	650	650	650

APPROVED BUDGET
AS OF: SEPTEMBER 30TH, 2013

18 -ELECTIONS ADMINISTRATION APPROVED 9/16/2013
COUNTY CLERK
EXPENDITURES

	2010-2011 ACTUAL	2011-2012 ACTUAL	2012-2013 CURRENT BUDGET	2012-2013 Y-T-D ACTUAL	2012-2013 PROJECTED YEAR END	2013-2014 DEPARTMENT REQUESTED	2013-2014 COMM COURT RECOMMENDED	2013-2014 APPROVED BUDGET
SUPPLIES								
18-403-4310 OFFICE SUPPLIES & EXPENSES	54	26	139	0	0	100	128	128
TOTAL SUPPLIES	54	26	139	0	0	100	128	128
OTHER SERVICES & CHARGES								
18-403-4680 TRAVEL/TRAINING	62	508	60	59	59	60	500	500
18-403-4950 UNCLASSIFIED	0	0	0	0	0	0	100	100
TOTAL OTHER SERVICES & CHARGES	62	508	60	59	59	60	600	600
TOTAL COUNTY CLERK	116	535	199	59	59	160	728	728
TOTAL EXPENDITURES	116	535	199	59	59	160	728	728
REVENUE OVER/(UNDER) EXPENDITURES	(116)	151	(199)	(59)	(59)	490	(78)	(78)
OTHER FINANCING SOURCES								
TOTAL OTHER FINANCING SOURCES	0	0	0	0	0	0	0	0
OTHER FINANCING USES								
TOTAL OTHER FINANCING USES	0	0	0	0	0	0	0	0
REVENUES & OTHER SOURCES OVER/ (UNDER) EXPENDITURES & OTHER USES	(116)	151	(199)	(59)	(59)	490	(78)	(78)

APPROVED BUDGET
AS OF: SEPTEMBER 30TH, 2013

19 -FORFEITURE-DIST ATTORNEY APPROVED 9/16/2013
REVENUES

	2010-2011 ACTUAL	2011-2012 ACTUAL	2012-2013 CURRENT BUDGET	2012-2013 Y-T-D ACTUAL	2012-2013 PROJECTED YEAR END	2013-2014 DEPARTMENT REQUESTED	2013-2014 COMM COURT RECOMMENDED	2013-2014 APPROVED BUDGET
FINES & FORFEITURES								
19-352-3520 FORFEITURES RECEIVED	18,575	11,395	3,500	249,574	249,072	5,000	5,000	5,000
TOTAL FINES & FORFEITURES	18,575	11,395	3,500	249,574	249,072	5,000	5,000	5,000
MISCELLANEOUS REVENUE								
19-360-3600 INTEREST	557	559	500	393	490	250	250	250
TOTAL MISCELLANEOUS REVENUE	557	559	500	393	490	250	250	250
TOTAL REVENUES	19,132	11,953	4,000	249,967	249,562	5,250	5,250	5,250

APPROVED BUDGET
AS OF: SEPTEMBER 30TH, 2013

19 -FORFEITURE-DIST ATTORNEY APPROVED 9/16/2013
CRIMINAL DIST ATTORNEY
EXPENDITURES

	2010-2011 ACTUAL	2011-2012 ACTUAL	2012-2013 CURRENT BUDGET	2012-2013 Y-T-D ACTUAL	2012-2013 PROJECTED YEAR END	2013-2014 DEPARTMENT REQUESTED	2013-2014 COMM COURT RECOMMENDED	2013-2014 APPROVED BUDGET
SALARIES								
19-437-4041 SALARY, INVESTIGATOR	0	4,022	7,416	7,132	7,418	7,416	8,022	8,022
19-437-4180 SALARY, PART/TIME SECRETARIES	3,066	5,212	6,000	3,774	3,975	10,000	10,000	10,000
TOTAL SALARIES	3,066	9,234	13,416	10,906	11,393	17,416	18,022	18,022
FRINGE BENEFITS								
19-437-4201 FRG BENE, SOC SEC TAXES	235	706	1,027	834	833	1,333	1,379	1,379
19-437-4202 FRG BENE, GROUP INS	0	786	1,230	1,254	1,368	1,230	1,287	1,287
19-437-4203 FRG BENE, RETIREMENT	0	450	1,296	980	1,046	1,740	1,801	1,801
19-437-4204 FRG BENE, WORK COMP	5	144	128	89	121	180	45	45
19-437-4206 FRG BENE, UNEMPLOYMENT COMP	2	4	13	3	3	23	22	22
TOTAL FRINGE BENEFITS	241	2,091	3,694	3,161	3,371	4,506	4,534	4,534
SUPPLIES								
19-437-4310 OFFICE SUPPLIES & EXPENSES	0	2,094	1,500	1,197	1,874	4,000	4,000	4,000
19-437-4360 FUEL	0	743	1,500	1,357	1,678	3,000	3,000	3,000
TOTAL SUPPLIES	0	2,837	3,000	2,554	3,552	7,000	7,000	7,000
OTHER SERVICES & CHARGES								
19-437-4620 COMMUNICATIONS	387	669	230	230	230	0	0	0
19-437-4650 INVESTIGATION	1,373	801	2,000	1,676	3,052	5,000	5,000	5,000
19-437-4680 TRAVEL/TRAINING	0	358	2,000	3,650	2,409	3,000	3,000	3,000
19-437-4750 REPAIRS & MAINTENANCE	0	210	500	116	182	1,000	1,000	1,000
19-437-4770 RENTAL	0	0	0	0	0	0	0	0
19-437-4950 UNCLASSIFIED	0	374	0	0	0	0	0	0
TOTAL OTHER SERVICES & CHARGES	1,760	2,413	4,730	5,672	5,872	9,000	9,000	9,000
CAPITAL OUTLAY								
19-437-5500 CAPITAL OUTLAY	0	1,254	5,824	5,714	5,714	0	0	0
TOTAL CAPITAL OUTLAY	0	1,254	5,824	5,714	5,714	0	0	0
TOTAL CRIMINAL DIST ATTORNEY	5,067	17,829	30,664	28,006	29,902	37,922	38,556	38,556
TOTAL EXPENDITURES	5,067	17,829	30,664	28,006	29,902	37,922	38,556	38,556
REVENUE OVER/(UNDER) EXPENDITURES	14,065	(5,876)	(26,664)	221,961	219,660	(32,672)	(33,306)	(33,306)

19 -FORFEITURE-DIST ATTORNEY APPROVED 9/16/2013

	2010-2011 ACTUAL	2011-2012 ACTUAL	2012-2013 CURRENT BUDGET	2012-2013 Y-T-D ACTUAL	2012-2013 PROJECTED YEAR END	2013-2014 DEPARTMENT REQUESTED	2013-2014 COMM COURT RECOMMENDED	2013-2014 APPROVED BUDGET
OTHER FINANCING SOURCES								
TOTAL OTHER FINANCING SOURCES	0	0	0	0	0	0	0	0
OTHER FINANCING USES								
TOTAL OTHER FINANCING USES	0	0	0	0	0	0	0	0
REVENUES & OTHER SOURCES OVER/ (UNDER) EXPENDITURES & OTHER USES	14,065	(5,876)	(26,664)	221,961	219,660	(32,672)	(33,306)	(33,306)

APPROVED BUDGET
AS OF: SEPTEMBER 30TH, 2013

21 -FORFEITURE-SHERIFF APPROVED 9/16/2013

REVENUES

	2010-2011 ACTUAL	2011-2012 ACTUAL	2012-2013 CURRENT BUDGET	2012-2013 Y-T-D ACTUAL	2012-2013 PROJECTED YEAR END	2013-2014 DEPARTMENT REQUESTED	2013-2014 COMM COURT RECOMMENDED	2013-2014 APPROVED BUDGET
FINES & FORFEITURES								
21-352-3520 FORFEITURES RECEIVED	11,685	29,853	0	16,731	16,233	0	0	0
TOTAL FINES & FORFEITURES	11,685	29,853	0	16,731	16,233	0	0	0
MISCELLANEOUS REVENUE								
21-360-3600 INTEREST	160	207	100	203	210	100	100	100
21-367-3670 CONTRIBUTIONS & DONATIONS-PRVT	0	0	0	0	0	0	0	0
TOTAL MISCELLANEOUS REVENUE	160	207	100	203	210	100	100	100
TOTAL REVENUES	11,845	30,059	100	16,935	16,443	100	100	100

APPROVED BUDGET
AS OF: SEPTEMBER 30TH, 2013

21 -FORFEITURE-SHERIFF APPROVED 9/16/2013
SHERIFF
EXPENDITURES

	2010-2011 ACTUAL	2011-2012 ACTUAL	2012-2013 CURRENT BUDGET	2012-2013 Y-T-D ACTUAL	2012-2013 PROJECTED YEAR END	2013-2014 DEPARTMENT REQUESTED	2013-2014 COMM COURT RECOMMENDED	2013-2014 APPROVED BUDGET
SALARIES								
21-560-4079 SALARY, SUPPLEMENT	0	2,500	3,500	3,364	3,498	3,500	3,500	3,500
TOTAL SALARIES	0	2,500	3,500	3,364	3,498	3,500	3,500	3,500
FRINGE BENEFITS								
21-560-4201 FRG BENE, SOC SEC TAXES	0	177	268	236	244	268	268	268
21-560-4202 FRG BENE, GROUP HEALTH	0	0	0	468	0	0	0	0
21-560-4203 FRG BENE, RETIREMENT	0	231	339	312	335	350	350	350
21-560-4204 FRG BENE, WORK COMP	0	24	52	28	38	60	30	30
21-560-4206 FRG BENE, UNEMPLOYMENT COMP	0	2	4	2	3	5	12	12
TOTAL FRINGE BENEFITS	0	434	663	1,046	620	683	660	660
SUPPLIES								
21-560-4445 SUPPLIES, LAW ENFORCEMENT	0	995	1,000	219	439	2,000	2,000	2,000
TOTAL SUPPLIES	0	995	1,000	219	439	2,000	2,000	2,000
OTHER SERVICES & CHARGES								
21-560-4620 COMMUNICATIONS	0	0	0	0	0	0	0	0
21-560-4650 INVESTIGATION	0	0	0	0	0	0	0	0
21-560-4680 TRAVEL/TRAINING	0	0	0	0	0	0	0	0
21-560-4950 UNCLASSIFIED	4,338	1,370	7,000	6,501	7,000	10,000	10,000	10,000
TOTAL OTHER SERVICES & CHARGES	4,338	1,370	7,000	6,501	7,000	10,000	10,000	10,000
CAPITAL OUTLAY								
21-560-5500 CAPITAL OUTLAY	0	4,560	0	0	0	0	0	0
TOTAL CAPITAL OUTLAY	0	4,560	0	0	0	0	0	0
TOTAL SHERIFF	4,338	9,859	12,163	11,130	11,557	16,183	16,160	16,160
TOTAL EXPENDITURES	4,338	9,859	12,163	11,130	11,557	16,183	16,160	16,160
REVENUE OVER/(UNDER) EXPENDITURES	7,508	20,201	(12,063)	5,805	4,886	(16,083)	(16,060)	(16,060)
OTHER FINANCING SOURCES								
TOTAL OTHER FINANCING SOURCES	0	0	0	0	0	0	0	0
OTHER FINANCING USES								
TOTAL OTHER FINANCING USES	0	0	0	0	0	0	0	0
REVENUES & OTHER SOURCES OVER/ (UNDER) EXPENDITURES & OTHER USES	7,508	20,201	(12,063)	5,805	4,886	(16,083)	(16,060)	(16,060)

APPROVED BUDGET
AS OF: SEPTEMBER 30TH, 2013

23 -TECHNOLOGY FUND APPROVED 9/16/2013

REVENUES

	2010-2011 ACTUAL	2011-2012 ACTUAL	2012-2013 CURRENT BUDGET	2012-2013 Y-T-D ACTUAL	2012-2013 PROJECTED YEAR END	2013-2014 DEPARTMENT REQUESTED	2013-2014 COMM COURT RECOMMENDED	2013-2014 APPROVED BUDGET
CHARGES FOR SERVICES								
23-340-3440 COUNTY CLERK, TECH	735	813	650	792	852	800	800	800
23-340-3470 DISTRICT CLK, TECH	79	156	100	225	230	200	200	200
23-340-3481 JP #1	4,917	5,380	5,000	4,945	5,200	5,000	5,000	5,000
23-340-3482 JP #2	3,675	3,306	3,400	4,083	3,100	3,200	3,200	3,200
TOTAL CHARGES FOR SERVICES	9,406	9,656	9,150	10,045	9,382	9,200	9,200	9,200
MISCELLANEOUS REVENUE								
23-370-3710 UNCLASSIFIED REVENUE	0	0	0	0	0	0	0	0
TOTAL MISCELLANEOUS REVENUE	0	0	0	0	0	0	0	0
TOTAL REVENUES	9,406	9,656	9,150	10,045	9,382	9,200	9,200	9,200

23 -TECHNOLOGY FUND APPROVED 9/16/2013
JP TECHNOLOGY
EXPENDITURES

	2010-2011 ACTUAL	2011-2012 ACTUAL	2012-2013 CURRENT BUDGET	2012-2013 Y-T-D ACTUAL	2012-2013 PROJECTED YEAR END	2013-2014 DEPARTMENT REQUESTED	2013-2014 COMM COURT RECOMMENDED	2013-2014 APPROVED BUDGET
OTHER SERVICES & CHARGES								
23-458-4620 COMMUNICATIONS	539	510	550	323	323	0	0	0
23-458-4680 TRAVEL/TRAINING	0	0	0	0	0	0	0	0
23-458-4760 MAINT & SUPPORT/COMPUTERS	9,887	8,466	8,063	7,798	7,798	8,200	8,122	8,122
23-458-4770 RENTAL	3,628	3,997	4,000	3,680	3,813	0	0	0
23-458-4950 UNCLASSIFIED	0	139	0	0	0	0	0	0
TOTAL OTHER SERVICES & CHARGES	14,054	13,111	12,613	11,800	11,934	8,200	8,122	8,122
CAPITAL OUTLAY								
23-458-5500 CAPITAL OUTLAY	0	300	0	0	0	0	0	0
TOTAL CAPITAL OUTLAY	0	300	0	0	0	0	0	0
TOTAL JP TECHNOLOGY	14,054	13,411	12,613	11,800	11,934	8,200	8,122	8,122

APPROVED BUDGET
AS OF: SEPTEMBER 30TH, 2013

23 -TECHNOLOGY FUND APPROVED 9/16/2013
COUNTY CLERK
EXPENDITURES

	2010-2011 ACTUAL	2011-2012 ACTUAL	2012-2013 CURRENT BUDGET	2012-2013 Y-T-D ACTUAL	2012-2013 PROJECTED YEAR END	2013-2014 DEPARTMENT REQUESTED	2013-2014 COMM COURT RECOMMENDED	2013-2014 APPROVED BUDGET
OTHER SERVICES & CHARGES								
23-403-4760 MAINT & SUPPORT/COMPUTERS	0	0	2,293	0	0	2,293	3,300	3,300
TOTAL OTHER SERVICES & CHARGES	0	0	2,293	0	0	2,293	3,300	3,300
TOTAL COUNTY CLERK	0	0	2,293	0	0	2,293	3,300	3,300

23 -TECHNOLOGY FUND APPROVED 9/16/2013
DISTRICT CLERK
EXPENDITURES

	2010-2011 ACTUAL	2011-2012 ACTUAL	2012-2013 CURRENT BUDGET	2012-2013 Y-T-D ACTUAL	2012-2013 PROJECTED YEAR END	2013-2014 DEPARTMENT REQUESTED	2013-2014 COMM COURT RECOMMENDED	2013-2014 APPROVED BUDGET
OTHER SERVICES & CHARGES								
23-450-4760 MAINT & SUPPORT/COMPUTERS	0	0	357	0	0	683	673	673
TOTAL OTHER SERVICES & CHARGES	0	0	357	0	0	683	673	673
TOTAL DISTRICT CLERK	0	0	357	0	0	683	673	673
TOTAL EXPENDITURES	14,054	13,411	15,263	11,800	11,934	11,176	12,095	12,095
REVENUE OVER/(UNDER) EXPENDITURES	(4,649)	(3,755)	(6,113)	(1,755)	(2,552)	(1,976)	(2,895)	(2,895)
OTHER FINANCING SOURCES								
TOTAL OTHER FINANCING SOURCES	0	0	0	0	0	0	0	0
OTHER FINANCING USES								
TOTAL OTHER FINANCING USES	0	0	0	0	0	0	0	0
REVENUES & OTHER SOURCES OVER/ (UNDER) EXPENDITURES & OTHER USES	(4,649)	(3,755)	(6,113)	(1,755)	(2,552)	(1,976)	(2,895)	(2,895)

APPROVED BUDGET
AS OF: SEPTEMBER 30TH, 2013

24 -JUV PROB DISCRETIONARY APPROVED 9/16/2013

REVENUES

	2010-2011 ACTUAL	2011-2012 ACTUAL	2012-2013 CURRENT BUDGET	2012-2013 Y-T-D ACTUAL	2012-2013 PROJECTED YEAR END	2013-2014 DEPARTMENT REQUESTED	2013-2014 COMM COURT RECOMMENDED	2013-2014 APPROVED BUDGET
CHARGES FOR SERVICES								
24-340-3495 JUVENILE PROBATION FEES	3,311	3,822	2,750	2,696	2,966	2,750	2,750	2,750
TOTAL CHARGES FOR SERVICES	3,311	3,822	2,750	2,696	2,966	2,750	2,750	2,750
TOTAL REVENUES	3,311	3,822	2,750	2,696	2,966	2,750	2,750	2,750

APPROVED BUDGET
AS OF: SEPTEMBER 30TH, 2013

24 -JUV PROB DISCRETIONARY APPROVED 9/16/2013
JUVENILE PROBATION
EXPENDITURES

	2010-2011 ACTUAL	2011-2012 ACTUAL	2012-2013 CURRENT BUDGET	2012-2013 Y-T-D ACTUAL	2012-2013 PROJECTED YEAR END	2013-2014 DEPARTMENT REQUESTED	2013-2014 COMM COURT RECOMMENDED	2013-2014 APPROVED BUDGET
OTHER SERVICES & CHARGES								
24-570-4550 PROFESSIONAL FEES	0	0	0	0	0	0	0	0
24-570-4570 NON/RESIDENTIAL SERVICES	0	6,200	5,000	4,307	5,000	5,000	6,400	6,400
24-570-4575 RESIDENTIAL SERVICES	0	0	0	693	0	0	0	0
24-570-4680 TRAVEL/TRAINING	0	0	0	0	0	0	0	0
24-570-4950 UNCLASSIFIED	0	0	0	0	0	0	0	0
TOTAL OTHER SERVICES & CHARGES	0	6,200	5,000	5,000	5,000	5,000	6,400	6,400
TOTAL JUVENILE PROBATION	0	6,200	5,000	5,000	5,000	5,000	6,400	6,400

PERMANENT NOTES:
County has to contribute $28,041/yr

TOTAL EXPENDITURES	0	6,200	5,000	5,000	5,000	5,000	6,400	6,400
REVENUE OVER/(UNDER) EXPENDITURES	3,311	(2,378)	(2,250)	(2,304)	(2,034)	(2,250)	(3,650)	(3,650)
OTHER FINANCING SOURCES								
TOTAL OTHER FINANCING SOURCES	0	0	0	0	0	0	0	0
OTHER FINANCING USES								
TOTAL OTHER FINANCING USES	0	0	0	0	0	0	0	0
REVENUES & OTHER SOURCES OVER/ (UNDER) EXPENDITURES & OTHER USES	3,311	(2,378)	(2,250)	(2,304)	(2,034)	(2,250)	(3,650)	(3,650)

APPROVED BUDGET
AS OF: SEPTEMBER 30TH, 2013

25 -JUVENILE PROBATION GRANTS APPROVED 9/16/2013

REVENUES

	2010-2011 ACTUAL	2011-2012 ACTUAL	2012-2013 CURRENT BUDGET	2012-2013 Y-T-D ACTUAL	2012-2013 PROJECTED YEAR END	2013-2014 DEPARTMENT REQUESTED	2013-2014 COMM COURT RECOMMENDED	2013-2014 APPROVED BUDGET
INTERGOVERNMENTAL REV.								
25-333-3270 STATE AID - TJJD-A	31,248	97,830	102,186	102,186	102,186	102,186	96,992	96,992
25-333-3274 SALARY ADJUSTMENT - TJPC-Z	384	(10)	0	0	0	0	0	0
25-333-3275 TITLE IVE	246	0	0	0	0	0	0	0
25-333-3277 COMMIT REDUCTION - TJJD-C	(2,742)	12,846	20,203	20,202	20,203	20,203	20,203	20,203
25-333-3278 MENTAL HEALTH - TJJD-N	0	0	0	0	0	0	12,241	12,241
TOTAL INTERGOVERNMENTAL REV.	29,136	110,666	122,389	122,388	122,389	122,389	129,436	129,436
MISCELLANEOUS REVENUE								
25-360-3600 INTEREST	338	297	200	114	117	100	100	100
TOTAL MISCELLANEOUS REVENUE	338	297	200	114	117	100	100	100
TOTAL REVENUES	29,473	110,963	122,589	122,502	122,506	122,489	129,536	129,536

APPROVED BUDGET
AS OF: SEPTEMBER 30TH, 2013

25 -JUVENILE PROBATION GRANTS APPROVED 9/16/2013
STATE AID TJPC-A-120
EXPENDITURES

	2010-2011 ACTUAL	2011-2012 ACTUAL	2012-2013 CURRENT BUDGET	2012-2013 Y-T-D ACTUAL	2012-2013 PROJECTED YEAR END	2013-2014 DEPARTMENT REQUESTED	2013-2014 COMM COURT RECOMMENDED	2013-2014 APPROVED BUDGET
SALARIES								
25-571-4021 CHIEF PROBATION OFFICER	0	27,926	24,158	22,516	23,403	24,158	25,125	25,125
25-571-4085 LONGEVITY	0	1,485	1,569	1,569	1,569	186	174	174
25-571-4150 SALARY, SECRETARIES	0	0	22,079	21,560	22,480	22,597	24,879	24,879
25-571-4180 SALARY, PART/TIME SECRETARIES	17,658	18,156	803	802	802	803	0	0
TOTAL SALARIES	17,658	47,567	48,609	46,447	48,254	47,744	50,178	50,178
FRINGE BENEFITS								
25-571-4201 FRG BENE, SOC SEC TAXES	1,397	3,535	3,759	3,519	3,652	3,759	3,839	3,839
25-571-4202 FRG BENE, GROUP INS	0	6,979	14,005	13,423	14,169	15,214	15,923	15,923
25-571-4203 FRG BENE, RETIREMENT	1,582	4,467	4,782	4,321	4,673	4,782	5,013	5,013
25-571-4204 FRG BENE, WORK COMP	21	82	53	68	90	53	100	100
25-571-4206 FRG BENE, UNEMPLOYMENT COMP	10	42	45	52	53	45	60	60
TOTAL FRINGE BENEFITS	3,009	15,104	22,644	21,384	22,637	23,853	24,935	24,935
SUPPLIES								
25-571-4310 OFFICE SUPPLIES & EXPENSES	5,533	5,319	3,287	3,314	3,287	2,500	2,500	2,500
TOTAL SUPPLIES	5,533	5,319	3,287	3,314	3,287	2,500	2,500	2,500
OTHER SERVICES & CHARGES								
25-571-4570 NON-RESIDENTIAL SERVICES	2,014	7,411	10,946	8,054	10,946	19,089	4,879	4,879
25-571-4575 RESIDENTIAL SERVICES	1,900	20,100	12,700	13,293	14,700	4,500	11,500	11,500
25-571-4680 TRAVEL/TRAINING	2,332	2,871	4,000	3,190	2,947	4,500	3,000	3,000
TOTAL OTHER SERVICES & CHARGES	6,246	30,382	27,646	24,537	28,593	28,089	19,379	19,379
TOTAL STATE AID TJPC-A-120	32,446	98,372	102,186	95,682	102,771	102,186	96,992	96,992

APPROVED BUDGET
AS OF: SEPTEMBER 30TH, 2013

25 -JUVENILE PROBATION GRANTS APPROVED 9/16/2013
TITLE IVE
EXPENDITURES

	2010-2011 ACTUAL	2011-2012 ACTUAL	2012-2013 CURRENT BUDGET	2012-2013 Y-T-D ACTUAL	2012-2013 PROJECTED YEAR END	2013-2014 DEPARTMENT REQUESTED	2013-2014 COMM COURT RECOMMENDED	2013-2014 APPROVED BUDGET
SUPPLIES								
25-575-4310 OFFICE SUPPLIES & EXPENSES	0	194	2,700	1,667	2,700	2,700	2,700	2,700
TOTAL SUPPLIES	0	194	2,700	1,667	2,700	2,700	2,700	2,700
OTHER SERVICES & CHARGES								
25-575-4550 PROFESSIONAL FEES	0	0	0	0	0	0	0	0
25-575-4570 NON/RESIDENTIAL SERVICES	0	0	0	0	0	0	0	0
25-575-4680 TRAVEL	0	0	0	0	0	0	0	0
25-575-4950 UNCLASSIFIED	0	0	0	0	0	0	0	0
TOTAL OTHER SERVICES & CHARGES	0	0	0	0	0	0	0	0
CAPITAL OUTLAY								
25-575-5500 CAPITAL OUTLAY	0	0	0	0	0	0	0	0
TOTAL CAPITAL OUTLAY	0	0	0	0	0	0	0	0
TOTAL TITLE IVE	0	194	2,700	1,667	2,700	2,700	2,700	2,700

APPROVED BUDGET
AS OF: SEPTEMBER 30TH, 2013

25 -JUVENILE PROBATION GRANTS APPROVED 9/16/2013
COMMIT REDUCTION TJJC-C
EXPENDITURES

	2010-2011 ACTUAL	2011-2012 ACTUAL	2012-2013 CURRENT BUDGET	2012-2013 Y-T-D ACTUAL	2012-2013 PROJECTED YEAR END	2013-2014 DEPARTMENT REQUESTED	2013-2014 COMM COURT RECOMMENDED	2013-2014 APPROVED BUDGET
OTHER SERVICES & CHARGES								
25-579-4570 NON/RESIDENTIAL SERVICES	0	7,750	10,893	10,893	10,893	15,203	16,650	16,650
25-579-4575 RESIDENTIAL SERVICES	0	5,096	9,310	9,310	9,310	5,000	3,553	3,553
TOTAL OTHER SERVICES & CHARGES	0	12,846	20,203	20,203	20,203	20,203	20,203	20,203
TOTAL COMMIT REDUCTION TJJC-C	0	12,846	20,203	20,203	20,203	20,203	20,203	20,203

APPROVED BUDGET
AS OF: SEPTEMBER 30TH, 2013

25 -JUVENILE PROBATION GRANTS APPROVED 9/16/2013
MENTAL HEALTH TJJC-N
EXPENDITURES

	2010-2011 ACTUAL	2011-2012 ACTUAL	2012-2013 CURRENT BUDGET	2012-2013 Y-T-D ACTUAL	2012-2013 PROJECTED YEAR END	2013-2014 DEPARTMENT REQUESTED	2013-2014 COMM COURT RECOMMENDED	2013-2014 APPROVED BUDGET
OTHER SERVICES & CHARGES								
25-580-4570 NON/RESIDENTIAL SERVICES	0	0	0	0	0	0	12,241	12,241
TOTAL OTHER SERVICES & CHARGES	0	0	0	0	0	0	12,241	12,241
TOTAL MENTAL HEALTH TJJC-N	0	0	0	0	0	0	12,241	12,241
TOTAL EXPENDITURES	32,446	111,411	125,089	117,552	125,674	125,089	132,136	132,136
REVENUE OVER/(UNDER) EXPENDITURES	(2,972)	(448)	(2,500)	4,950	(3,168)	(2,600)	(2,600)	(2,600)
OTHER FINANCING SOURCES								
TOTAL OTHER FINANCING SOURCES	0	0	0	0	0	0	0	0
OTHER FINANCING USES								
TOTAL OTHER FINANCING USES	0	0	0	0	0	0	0	0
REVENUES & OTHER SOURCES OVER/ (UNDER) EXPENDITURES & OTHER USES	(2,972)	(448)	(2,500)	4,950	(3,168)	(2,600)	(2,600)	(2,600)

APPROVED BUDGET
AS OF: SEPTEMBER 30TH, 2013

26 -LAW LIBRARY APPROVED 9/16/2013
REVENUES

	2010-2011 ACTUAL	2011-2012 ACTUAL	2012-2013 CURRENT BUDGET	2012-2013 Y-T-D ACTUAL	2012-2013 PROJECTED YEAR END	2013-2014 DEPARTMENT REQUESTED	2013-2014 COMM COURT RECOMMENDED	2013-2014 APPROVED BUDGET
CHARGES FOR SERVICES								
26-340-3440 COUNTY CLERK	2,765	2,765	2,700	2,870	2,975	2,700	2,700	2,700
26-340-3470 DISTRICT CLERK	6,255	5,250	5,000	5,130	5,450	5,000	5,000	5,000
TOTAL CHARGES FOR SERVICES	9,020	8,015	7,700	8,000	8,425	7,700	7,700	7,700
TOTAL REVENUES	9,020	8,015	7,700	8,000	8,425	7,700	7,700	7,700

APPROVED BUDGET
AS OF: SEPTEMBER 30TH, 2013

26 -LAW LIBRARY APPROVED 9/16/2013
LAW LIBRARY
EXPENDITURES

	2010-2011 ACTUAL	2011-2012 ACTUAL	2012-2013 CURRENT BUDGET	2012-2013 Y-T-D ACTUAL	2012-2013 PROJECTED YEAR END	2013-2014 DEPARTMENT REQUESTED	2013-2014 COMM COURT RECOMMENDED	2013-2014 APPROVED BUDGET
SUPPLIES								
26-655-4333 BOOKS, LAW	18,462	18,981	22,000	21,259	21,874	17,500	20,000	20,000
TOTAL SUPPLIES	18,462	18,981	22,000	21,259	21,874	17,500	20,000	20,000
TOTAL LAW LIBRARY	18,462	18,981	22,000	21,259	21,874	17,500	20,000	20,000
TOTAL EXPENDITURES	18,462	18,981	22,000	21,259	21,874	17,500	20,000	20,000
REVENUE OVER/(UNDER) EXPENDITURES	(9,442)	(10,966)	(14,300)	(13,259)	(13,449)	(9,800)	(12,300)	(12,300)
OTHER FINANCING SOURCES								
26-390-3910 TRANSFER FROM GENERAL	8,500	15,750	7,300	7,300	7,300	9,800	13,032	13,032
TOTAL OTHER FINANCING SOURCES	8,500	15,750	7,300	7,300	7,300	9,800	13,032	13,032
OTHER FINANCING USES								
TOTAL OTHER FINANCING USES	0	0	0	0	0	0	0	0
REVENUES & OTHER SOURCES OVER/ (UNDER) EXPENDITURES & OTHER USES	(942)	4,784	(7,000)	(5,959)	(6,149)	0	732	732

APPROVED BUDGET
AS OF: SEPTEMBER 30TH, 2013

27 -LEOSE-LAW ENF OFFICERS ED APPROVED 9/16/2013
REVENUES

	2010-2011 ACTUAL	2011-2012 ACTUAL	2012-2013 CURRENT BUDGET	2012-2013 Y-T-D ACTUAL	2012-2013 PROJECTED YEAR END	2013-2014 DEPARTMENT REQUESTED	2013-2014 COMM COURT RECOMMENDED	2013-2014 APPROVED BUDGET
INTERGOVERNMENTAL REV.								
27-334-3332 LEOSE, CONST #1	663	0	0	0	0	0	0	0
27-334-3333 LEOSE, CONST #2	663	0	0	0	0	0	0	0
TOTAL INTERGOVERNMENTAL REV.	1,325	0	0	0	0	0	0	0
TOTAL REVENUES	1,325	0	0	0	0	0	0	0

27 -LEOSE-LAW ENF OFFICERS ED APPROVED 9/16/2013
CONSTABLE # 1
EXPENDITURES

	2010-2011 ACTUAL	2011-2012 ACTUAL	2012-2013 CURRENT BUDGET	2012-2013 Y-T-D ACTUAL	2012-2013 PROJECTED YEAR END	2013-2014 DEPARTMENT REQUESTED	2013-2014 COMM COURT RECOMMENDED	2013-2014 APPROVED BUDGET
OTHER SERVICES & CHARGES								
27-551-4680 TRAINING, CONSTABLE NO 1	1,327	1,399	999	999	999	0	0	0
TOTAL OTHER SERVICES & CHARGES	1,327	1,399	999	999	999	0	0	0
TOTAL CONSTABLE # 1	1,327	1,399	999	999	999	0	0	0

27 -LEOSE-LAW ENF OFFICERS ED APPROVED 9/16/2013
CONSTABLE # 2
EXPENDITURES

	2010-2011 ACTUAL	2011-2012 ACTUAL	2012-2013 CURRENT BUDGET	2012-2013 Y-T-D ACTUAL	2012-2013 PROJECTED YEAR END	2013-2014 DEPARTMENT REQUESTED	2013-2014 COMM COURT RECOMMENDED	2013-2014 APPROVED BUDGET
OTHER SERVICES & CHARGES								
27-552-4680 TRAINING, CONSTABLE NO 2	60	457	3,137	147	147	3,078	2,990	2,990
TOTAL OTHER SERVICES & CHARGES	60	457	3,137	147	147	3,078	2,990	2,990
TOTAL CONSTABLE # 2	60	457	3,137	147	147	3,078	2,990	2,990
TOTAL EXPENDITURES	1,387	1,856	4,136	1,146	1,146	3,078	2,990	2,990
REVENUE OVER/(UNDER) EXPENDITURES	(62)	(1,856)	(4,136)	(1,146)	(1,146)	(3,078)	(2,990)	(2,990)
OTHER FINANCING SOURCES								
TOTAL OTHER FINANCING SOURCES	0	0	0	0	0	0	0	0
OTHER FINANCING USES								
TOTAL OTHER FINANCING USES	0	0	0	0	0	0	0	0
REVENUES & OTHER SOURCES OVER/ (UNDER) EXPENDITURES & OTHER USES	(62)	(1,856)	(4,136)	(1,146)	(1,146)	(3,078)	(2,990)	(2,990)

APPROVED BUDGET
AS OF: SEPTEMBER 30TH, 2013

28 -LIBRARY-MEMORIAL FUND APPROVED 9/16/2013

REVENUES

	2010-2011 ACTUAL	2011-2012 ACTUAL	2012-2013 CURRENT BUDGET	2012-2013 Y-T-D ACTUAL	2012-2013 PROJECTED YEAR END	2013-2014 DEPARTMENT REQUESTED	2013-2014 COMM COURT RECOMMENDED	2013-2014 APPROVED BUDGET
MISCELLANEOUS REVENUE								
28-360-3600 INTEREST	413	549	500	277	288	500	250	250
28-367-3670 CONTRIBUTIONS & DONATIONS FROM	1,740	1,934	1,500	1,996	1,825	1,500	1,500	1,500
28-367-3672 SUMMER READING	4,151	4,137	3,500	4,848	6,848	4,248	4,000	4,000
TOTAL MISCELLANEOUS REVENUE	6,304	6,619	5,500	7,121	8,961	6,248	5,750	5,750
TOTAL REVENUES	6,304	6,619	5,500	7,121	8,961	6,248	5,750	5,750

APPROVED BUDGET
AS OF: SEPTEMBER 30TH, 2013

28 -LIBRARY-MEMORIAL FUND APPROVED 9/16/2013
COUNTY LIBRARY
EXPENDITURES

	2010-2011 ACTUAL	2011-2012 ACTUAL	2012-2013 CURRENT BUDGET	2012-2013 Y-T-D ACTUAL	2012-2013 PROJECTED YEAR END	2013-2014 DEPARTMENT REQUESTED	2013-2014 COMM COURT RECOMMENDED	2013-2014 APPROVED BUDGET
SUPPLIES								
28-650-4310 OFFICE SUPPLIES & EXPENSES	0	284	150	147	150	150	150	150
28-650-4330 BOOKS, LIBRARY	1,611	1,681	2,200	1,782	2,200	2,400	2,200	2,200
28-650-4331 BOOKS, CHILDRENS'	500	500	500	500	500	500	250	250
TOTAL SUPPLIES	2,111	2,465	2,850	2,429	2,850	3,050	2,600	2,600
CAPITAL OUTLAY								
28-650-5500 CAPITAL OUTLAY	0	0	0	0	0	0	0	0
TOTAL CAPITAL OUTLAY	0	0	0	0	0	0	0	0
TOTAL COUNTY LIBRARY	2,111	2,465	2,850	2,429	2,850	3,050	2,600	2,600

APPROVED BUDGET
AS OF: SEPTEMBER 30TH, 2013

28 -LIBRARY-MEMORIAL FUND APPROVED 9/16/2013
SUMMER READING
EXPENDITURES

	2010-2011 ACTUAL	2011-2012 ACTUAL	2012-2013 CURRENT BUDGET	2012-2013 Y-T-D ACTUAL	2012-2013 PROJECTED YEAR END	2013-2014 DEPARTMENT REQUESTED	2013-2014 COMM COURT RECOMMENDED	2013-2014 APPROVED BUDGET
SUPPLIES								
28-651-4331 BOOKS, CHILDRENS'	250	404	500	500	500	500	2,500	2,500
TOTAL SUPPLIES	250	404	500	500	500	500	2,500	2,500
OTHER SERVICES & CHARGES								
28-651-4550 PROFESSIONAL FEES	1,630	1,275	1,900	1,850	1,850	1,900	1,900	1,900
28-651-4950 UNCLASSIFIED	523	914	1,700	1,533	1,700	1,000	1,700	1,700
TOTAL OTHER SERVICES & CHARGES	2,153	2,189	3,600	3,383	3,550	2,900	3,600	3,600
TOTAL SUMMER READING	2,403	2,593	4,100	3,883	4,050	3,400	6,100	6,100
TOTAL EXPENDITURES	4,515	5,058	6,950	6,312	6,900	6,450	8,700	8,700
REVENUE OVER/(UNDER) EXPENDITURES	1,790	1,562	(1,450)	809	2,061	(202)	(2,950)	(2,950)
OTHER FINANCING SOURCES								
TOTAL OTHER FINANCING SOURCES	0	0	0	0	0	0	0	0
OTHER FINANCING USES								
TOTAL OTHER FINANCING USES	0	0	0	0	0	0	0	0
REVENUES & OTHER SOURCES OVER/ (UNDER) EXPENDITURES & OTHER USES	1,790	1,562	(1,450)	809	2,061	(202)	(2,950)	(2,950)

PERMANENT NOTES:
Fund has to maintain $50,000 in corpus - Brackenridge Trust
Interest off corpus must be spent only on children's books

APPROVED BUDGET
AS OF: SEPTEMBER 30TH, 2013

29 -RECORDS MGT- COUNTY CLERK APPROVED 9/16/2013

REVENUES

	2010-2011 ACTUAL	2011-2012 ACTUAL	2012-2013 CURRENT BUDGET	2012-2013 Y-T-D ACTUAL	2012-2013 PROJECTED YEAR END	2013-2014 DEPARTMENT REQUESTED	2013-2014 COMM COURT RECOMMENDED	2013-2014 APPROVED BUDGET
CHARGES FOR SERVICES								
29-340-3440 RECORDS MGT FEES, CO CLK	18,015	20,365	17,500	18,114	18,994	18,000	18,000	18,000
29-340-3441 RECORDS PRESERVATION, CO CLK	790	790	675	820	800	700	700	700
29-340-3443 COUNTY CLERK, ARCHIVE FEE	0	18,140	16,000	18,320	18,994	18,000	18,000	18,000
TOTAL CHARGES FOR SERVICES	18,805	39,295	34,175	37,254	38,788	36,700	36,700	36,700
MISCELLANEOUS REVENUE								
29-360-3600 INTEREST - INTEREST	(0)	0	0	(0)	0	0	0	0
TOTAL MISCELLANEOUS REVENUE	(0)	0	0	(0)	0	0	0	0
TOTAL REVENUES	18,805	39,295	34,175	37,254	38,788	36,700	36,700	36,700

APPROVED BUDGET
AS OF: SEPTEMBER 30TH, 2013

29 -RECORDS MGT- COUNTY CLERK APPROVED 9/16/2013
RECORDS MANAGEMENT
EXPENDITURES

	2010-2011 ACTUAL	2011-2012 ACTUAL	2012-2013 CURRENT BUDGET	2012-2013 Y-T-D ACTUAL	2012-2013 PROJECTED YEAR END	2013-2014 DEPARTMENT REQUESTED	2013-2014 COMM COURT RECOMMENDED	2013-2014 APPROVED BUDGET
SALARIES								
29-408-4040 SALARY, DEPUTIES	7,414	10,614	13,084	11,302	11,835	13,084	13,608	13,608
29-408-4085 LONGEVITY	115	12	59	59	59	59	16	16
29-408-4180 SALARY, PART/TIME SECRETARIES	6,292	6,644	10,000	8,049	8,766	10,000	10,000	10,000
TOTAL SALARIES	13,821	17,270	23,143	19,409	20,660	23,143	23,624	23,624
FRINGE BENEFITS								
29-408-4201 FRG BENE, SOC SEC TAXES	1,025	1,215	1,771	1,359	1,394	1,771	1,808	1,808
29-408-4202 FRG BENE, GROUP INS	2,767	5,642	5,848	5,241	5,848	5,848	4,644	4,644
29-408-4203 FRG BENE, RETIREMENT	1,198	1,587	2,236	1,805	1,960	2,236	2,360	2,360
29-408-4204 FRG BENE, WORK COMP	9	59	70	48	66	70	70	70
29-408-4206 FRG BENE, UNEMPLOYMENT COMP	3	4	21	8	8	21	29	29
TOTAL FRINGE BENEFITS	5,002	8,507	9,946	8,461	9,275	9,946	8,911	8,911
SUPPLIES								
29-408-4310 OFFICE SUPPLIES & EXPENSES	41	0	0	0	0	0	0	0
TOTAL SUPPLIES	41	0	0	0	0	0	0	0
OTHER SERVICES & CHARGES								
29-408-4565 MICROFILMING/SCANNING	0	0	5,000	300	300	0	300	300
29-408-4761 BOOKS, BINDING & JACKETS	4,930	0	5,000	4,922	4,922	5,000	5,000	5,000
29-408-4950 UNCLASSIFIED	4,200	26	10,000	4,031	4,031	10,000	13,800	13,800
TOTAL OTHER SERVICES & CHARGES	9,130	26	20,000	9,253	9,253	15,000	19,100	19,100
CAPITAL OUTLAY								
29-408-5500 CAPITAL OUTLAY	14,961	61,183	12,600	2,041	2,041	42,250	42,250	42,250
CRIMINAL SYSTEM - EST C 1 42,250.00							42,250	
COULD ALSO ENTER INTO 1 0.00							0	
LEASE PURCHASE OVER 5 Y 0 0.00							0	
1 0.00							0	
NEED NEW SERVER & SOFTW 0 0.00							0	
TOTAL CAPITAL OUTLAY	14,961	61,183	12,600	2,041	2,041	42,250	42,250	42,250
TOTAL RECORDS MANAGEMENT	42,954	86,985	65,689	39,165	41,229	90,339	93,885	93,885
TOTAL EXPENDITURES	42,954	86,985	65,689	39,165	41,229	90,339	93,885	93,885
REVENUE OVER/(UNDER) EXPENDITURES	(24,150)	(47,690)	(31,514)	(1,911)	(2,441)	(53,639)	(57,185)	(57,185)

29 -RECORDS MGT- COUNTY CLERK APPROVED 9/16/2013

			(---------- 2012-2013	----------	----------)	(---------- 2013-2014	----------	----------)
	2010-2011 ACTUAL	2011-2012 ACTUAL	CURRENT BUDGET	Y-T-D ACTUAL	PROJECTED YEAR END	DEPARTMENT REQUESTED	COMM COURT RECOMMENDED	APPROVED BUDGET
OTHER FINANCING SOURCES								
TOTAL OTHER FINANCING SOURCES	0	0	0	0	0	0	0	0
OTHER FINANCING USES								
TOTAL OTHER FINANCING USES	0	0	0	0	0	0	0	0
REVENUES & OTHER SOURCES OVER/ (UNDER) EXPENDITURES & OTHER USES	(24,150)	(47,690)	(31,514)	(1,911)	(2,441)	(53,639)	(57,185)	(57,185)

APPROVED BUDGET
AS OF: SEPTEMBER 30TH, 2013

30 -RECORDS MGT - COUNTY APPROVED 9/16/2013

REVENUES

	2010-2011 ACTUAL	2011-2012 ACTUAL	2012-2013 CURRENT BUDGET	2012-2013 Y-T-D ACTUAL	2012-2013 PROJECTED YEAR END	2013-2014 DEPARTMENT REQUESTED	2013-2014 COMM COURT RECOMMENDED	2013-2014 APPROVED BUDGET
CHARGES FOR SERVICES								
30-340-3440 FEES, COUNTY CLERK	6,272	5,799	5,000	5,534	6,340	5,500	5,500	5,500
30-340-3470 FEES, DISTRICT CLERK	3,141	3,256	3,000	3,184	3,300	3,100	3,100	3,100
TOTAL CHARGES FOR SERVICES	9,413	9,055	8,000	8,718	9,640	8,600	8,600	8,600
TOTAL REVENUES	9,413	9,055	8,000	8,718	9,640	8,600	8,600	8,600

APPROVED BUDGET
AS OF: SEPTEMBER 30TH, 2013

30 -RECORDS MGT - COUNTY APPROVED 9/16/2013
RECORDS MANAGEMENT
EXPENDITURES

	2010-2011 ACTUAL	2011-2012 ACTUAL	2012-2013 CURRENT BUDGET	2012-2013 Y-T-D ACTUAL	2012-2013 PROJECTED YEAR END	2013-2014 DEPARTMENT REQUESTED	2013-2014 COMM COURT RECOMMENDED	2013-2014 APPROVED BUDGET
SALARIES								
30-408-4180 SALARY, PART TIME SECRETARIES	65	654	3,500	0	320	3,500	3,500	3,500
TOTAL SALARIES	65	654	3,500	0	320	3,500	3,500	3,500
FRINGE BENEFITS								
30-408-4201 FRG BENE, SOC SEC TAXES	5	50	268	0	25	268	268	268
30-408-4203 FRG BENE, RETIREMENT	6	59	339	0	0	350	350	350
30-408-4204 FRG BENE, WORK COMP	1	6	11	7	10	12	12	12
30-408-4206 FRG BENE, UNEMPLOYMENT COMP	0	0	4	0	0	5	5	5
TOTAL FRINGE BENEFITS	12	115	622	7	35	635	635	635
OTHER SERVICES & CHARGES								
30-408-4565 MICROFILMING/SCANNING	0	0	5,000	200	200	5,000	5,000	5,000
30-408-4680 TRAVEL/TRAINING	0	0	0	0	0	0	0	0
30-408-4761 BOOKS, BINDING & JACKETS	0	0	0	0	0	0	0	0
30-408-4770 RENTAL	300	300	300	0	0	300	300	300
30-408-4950 UNCLASSIFIED	161	1,486	10,000	2,902	2,100	5,000	5,000	5,000
TOTAL OTHER SERVICES & CHARGES	461	1,786	15,300	3,102	2,300	10,300	10,300	10,300
CAPITAL OUTLAY								
30-408-5500 CAPITAL OUTLAY	10,869	1,661	5,000	1,536	1,536	20,000	20,000	20,000
COURT SOFTWARE 1 20,000.00							20,000	
TOTAL CAPITAL OUTLAY	10,869	1,661	5,000	1,536	1,536	20,000	20,000	20,000
TOTAL RECORDS MANAGEMENT	11,407	4,217	24,422	4,645	4,191	34,435	34,435	34,435
TOTAL EXPENDITURES	11,407	4,217	24,422	4,645	4,191	34,435	34,435	34,435
REVENUE OVER/(UNDER) EXPENDITURES	(1,994)	4,838	(16,422)	4,073	5,449	(25,835)	(25,835)	(25,835)
OTHER FINANCING SOURCES								
TOTAL OTHER FINANCING SOURCES	0	0	0	0	0	0	0	0
OTHER FINANCING USES								
TOTAL OTHER FINANCING USES	0	0	0	0	0	0	0	0
REVENUES & OTHER SOURCES OVER/ (UNDER) EXPENDITURES & OTHER USES	(1,994)	4,838	(16,422)	4,073	5,449	(25,835)	(25,835)	(25,835)

APPROVED BUDGET
AS OF: SEPTEMBER 30TH, 2013

31 -RECORDS MGT - DIST CLERK APPROVED 9/16/2013

REVENUES

	2010-2011 ACTUAL	2011-2012 ACTUAL	2012-2013 CURRENT BUDGET	2012-2013 Y-T-D ACTUAL	2012-2013 PROJECTED YEAR END	2013-2014 DEPARTMENT REQUESTED	2013-2014 COMM COURT RECOMMENDED	2013-2014 APPROVED BUDGET
CHARGES FOR SERVICES								
31-340-3470 DISTRICT CLERK	1,371	1,331	1,200	1,345	1,394	1,300	1,300	1,300
31-340-3472 RECORDS PRESERVATION, DIST CLK	2,058	1,960	1,500	2,180	2,360	2,000	2,000	2,000
31-340-3473 ARCHIVE FEE, DISTRICT CLERK	1,210	1,195	1,050	1,235	1,300	1,200	1,200	1,200
TOTAL CHARGES FOR SERVICES	4,639	4,486	3,750	4,760	5,054	4,500	4,500	4,500
MISCELLANEOUS REVENUE								
31-360-3600 INTEREST	0	0	0	0	0	0	0	0
TOTAL MISCELLANEOUS REVENUE	0	0	0	0	0	0	0	0
TOTAL REVENUES	4,639	4,486	3,750	4,760	5,054	4,500	4,500	4,500

APPROVED BUDGET
AS OF: SEPTEMBER 30TH, 2013

31 -RECORDS MGT - DIST CLERK APPROVED 9/16/2013
DISTRICT CLERK
EXPENDITURES

	2010-2011 ACTUAL	2011-2012 ACTUAL	2012-2013 CURRENT BUDGET	2012-2013 Y-T-D ACTUAL	2012-2013 PROJECTED YEAR END	2013-2014 DEPARTMENT REQUESTED	2013-2014 COMM COURT RECOMMENDED	2013-2014 APPROVED BUDGET
SALARIES								
31-450-4180 SALARY, PART/TIME SECRETARIES	1,974	2,006	3,500	3,055	3,500	3,500	3,500	3,500
TOTAL SALARIES	1,974	2,006	3,500	3,055	3,500	3,500	3,500	3,500
FRINGE BENEFITS								
31-450-4201 FRG BENE, SOC SEC TAXES	151	153	268	234	268	268	268	268
31-450-4203 FRG BENE, RETIREMENT	169	182	339	271	339	350	350	350
31-450-4204 FRG BENE, WORK COMP	2	7	11	7	10	13	13	13
31-450-4206 FRG BENE, UNEMPLOYMENT COMP	0	0	4	0	0	5	5	5
TOTAL FRINGE BENEFITS	322	343	622	512	617	636	636	636
SUPPLIES								
31-450-4310 OFFICE SUPPLIES & EXPENSES	600	0	500	500	500	500	500	500
TOTAL SUPPLIES	600	0	500	500	500	500	500	500
OTHER SERVICES & CHARGES								
31-450-4565 MICROFILMING/SCANNING	0	0	0	0	0	0	0	0
31-450-4770 RENTAL	200	200	200	200	200	200	200	200
31-450-4950 UNCLASSIFIED	960	0	2,000	38	0	2,000	2,000	2,000
TOTAL OTHER SERVICES & CHARGES	1,160	200	2,200	238	200	2,200	2,200	2,200
CAPITAL OUTLAY								
31-450-5500 CAPITAL OUTLAY	0	0	0	0	0	0	0	0
TOTAL CAPITAL OUTLAY	0	0	0	0	0	0	0	0
TOTAL DISTRICT CLERK	4,056	2,549	6,822	4,304	4,817	6,836	6,836	6,836
TOTAL EXPENDITURES	4,056	2,549	6,822	4,304	4,817	6,836	6,836	6,836
REVENUE OVER/(UNDER) EXPENDITURES	582	1,937	(3,072)	456	237	(2,336)	(2,336)	(2,336)
OTHER FINANCING SOURCES								
TOTAL OTHER FINANCING SOURCES	0	0	0	0	0	0	0	0
OTHER FINANCING USES								
TOTAL OTHER FINANCING USES	0	0	0	0	0	0	0	0
REVENUES & OTHER SOURCES OVER/ (UNDER) EXPENDITURES & OTHER USES	582	1,937	(3,072)	456	237	(2,336)	(2,336)	(2,336)

APPROVED BUDGET
AS OF: SEPTEMBER 30TH, 2013

32 -SECURITY FUND APPROVED 9/16/2013

REVENUES

	2010-2011 ACTUAL	2011-2012 ACTUAL	2012-2013 CURRENT BUDGET	2012-2013 Y-T-D ACTUAL	2012-2013 PROJECTED YEAR END	2013-2014 DEPARTMENT REQUESTED	2013-2014 COMM COURT RECOMMENDED	2013-2014 APPROVED BUDGET
CHARGES FOR SERVICES								
32-340-3440 CO CLERK	4,777	5,125	4,500	4,612	4,900	4,500	4,500	4,500
32-340-3470 DISTRICT CLERK	1,655	1,551	1,500	1,641	1,709	1,500	1,500	1,500
32-340-3481 J.P. #1	3,772	4,089	3,900	3,756	4,000	3,900	3,900	3,900
32-340-3482 JP #2	2,771	2,488	2,600	2,285	2,591	2,500	2,500	2,500
32-340-3483 JP #1 ADDITIONAL FEE	1,195	1,316	1,200	1,220	1,300	1,200	1,200	1,200
32-340-3484 JP #2 ADDITIONAL FEE	874	611	620	504	536	500	500	500
TOTAL CHARGES FOR SERVICES	15,045	15,180	14,320	14,017	15,037	14,100	14,100	14,100
MISCELLANEOUS REVENUE								
32-360-3600 INTEREST - INTEREST	(1)	0	0	(1)	(0)	0	0	0
32-370-3710 MISCELLANEOUS INCOME	0	317	0	0	0	0	0	0
TOTAL MISCELLANEOUS REVENUE	(1)	318	0	(1)	(0)	0	0	0
TOTAL REVENUES	15,044	15,498	14,320	14,017	15,036	14,100	14,100	14,100

APPROVED BUDGET
AS OF: SEPTEMBER 30TH, 2013

32 -SECURITY FUND APPROVED 9/16/2013
SECURITY FEES
EXPENDITURES

	2010-2011 ACTUAL	2011-2012 ACTUAL	2012-2013 CURRENT BUDGET	2012-2013 Y-T-D ACTUAL	2012-2013 PROJECTED YEAR END	2013-2014 DEPARTMENT REQUESTED	2013-2014 COMM COURT RECOMMENDED	2013-2014 APPROVED BUDGET
SALARIES								
32-697-4055 SALARY, BAILIFF	11,332	13,946	20,000	12,720	12,655	20,000	20,000	20,000
TOTAL SALARIES	11,332	13,946	20,000	12,720	12,655	20,000	20,000	20,000
FRINGE BENEFITS								
32-697-4201 FRG BENE, SOC SEC TAXES	852	1,050	1,530	973	968	1,530	1,530	1,530
32-697-4202 FRG BENE, GROUP INS	619	195	1,000	0	0	1,000	1,000	1,000
32-697-4203 FRG BENE, RETIREMENT	984	1,267	1,932	1,189	1,212	2,000	2,000	2,000
32-697-4204 FRG BENE, WORK COMP	196	286	300	206	279	325	325	325
32-697-4206 FRG BENE, UNEMPLOYMENT COMP	9	10	18	16	12	26	26	26
TOTAL FRINGE BENEFITS	2,660	2,809	4,780	2,384	2,471	4,881	4,881	4,881
OTHER SERVICES & CHARGES								
32-697-4500 CONTRACT SERVICE	0	0	5,000	0	0	5,000	5,000	5,000
32-697-4740 UTILITIES	578	613	800	568	569	800	800	800
32-697-4950 UNCLASSIFIED	4,326	873	10,000	1,328	967	10,000	10,000	10,000
TOTAL OTHER SERVICES & CHARGES	4,904	1,486	15,800	1,896	1,536	15,800	15,800	15,800
CAPITAL OUTLAY								
32-697-5500 CAPITAL OUTLAY	8,485	0	10,000	1,009	11,270	10,000	10,000	10,000
UNDETERMINED 1 10,000.00							10,000	
TOTAL CAPITAL OUTLAY	8,485	0	10,000	1,009	11,270	10,000	10,000	10,000
TOTAL SECURITY FEES	27,381	18,240	50,580	18,009	27,932	50,681	50,681	50,681
TOTAL EXPENDITURES	27,381	18,240	50,580	18,009	27,932	50,681	50,681	50,681
REVENUE OVER/(UNDER) EXPENDITURES	(12,337)	(2,742)	(36,260)	(3,992)	(12,896)	(36,581)	(36,581)	(36,581)
OTHER FINANCING SOURCES								
TOTAL OTHER FINANCING SOURCES	0	0	0	0	0	0	0	0
OTHER FINANCING USES								
TOTAL OTHER FINANCING USES	0	0	0	0	0	0	0	0
REVENUES & OTHER SOURCES OVER/ (UNDER) EXPENDITURES & OTHER USES	(12,337)	(2,742)	(36,260)	(3,992)	(12,896)	(36,581)	(36,581)	(36,581)

APPROVED BUDGET
AS OF: SEPTEMBER 30TH, 2013

34 -CHILD ABUSE PREVENTION APPROVED 9/16/2013
REVENUES

	2010-2011 ACTUAL	2011-2012 ACTUAL	2012-2013 CURRENT BUDGET	2012-2013 Y-T-D ACTUAL	2012-2013 PROJECTED YEAR END	2013-2014 DEPARTMENT REQUESTED	2013-2014 COMM COURT RECOMMENDED	2013-2014 APPROVED BUDGET
CHARGES FOR SERVICES								
34-340-3470 DISTRICT CLERK	1,276	1,480	1,300	1,235	1,254	1,200	1,200	1,200
TOTAL CHARGES FOR SERVICES	1,276	1,480	1,300	1,235	1,254	1,200	1,200	1,200
TOTAL REVENUES	1,276	1,480	1,300	1,235	1,254	1,200	1,200	1,200

APPROVED BUDGET
AS OF: SEPTEMBER 30TH, 2013

34 -CHILD ABUSE PREVENTION APPROVED 9/16/2013
HEALTH & HUMAN SERVICES
EXPENDITURES

	2010-2011 ACTUAL	2011-2012 ACTUAL	2012-2013 CURRENT BUDGET	2012-2013 Y-T-D ACTUAL	2012-2013 PROJECTED YEAR END	2013-2014 DEPARTMENT REQUESTED	2013-2014 COMM COURT RECOMMENDED	2013-2014 APPROVED BUDGET
OTHER SERVICES & CHARGES								
34-640-4551 COUNSELING	1,500	1,000	1,500	0	500	1,000	750	750
34-640-4950 UNCLASSIFIED	1,500	1,000	1,500	1,500	1,500	1,000	1,700	1,700
TOTAL OTHER SERVICES & CHARGES	3,000	2,000	3,000	1,500	2,000	2,000	2,450	2,450
TOTAL HEALTH & HUMAN SERVICES	3,000	2,000	3,000	1,500	2,000	2,000	2,450	2,450
TOTAL EXPENDITURES	3,000	2,000	3,000	1,500	2,000	2,000	2,450	2,450
REVENUE OVER/(UNDER) EXPENDITURES	(1,724)	(520)	(1,700)	(265)	(746)	(800)	(1,250)	(1,250)
OTHER FINANCING SOURCES								
TOTAL OTHER FINANCING SOURCES	0	0	0	0	0	0	0	0
OTHER FINANCING USES								
TOTAL OTHER FINANCING USES	0	0	0	0	0	0	0	0
REVENUES & OTHER SOURCES OVER/ (UNDER) EXPENDITURES & OTHER USES	(1,724)	(520)	(1,700)	(265)	(746)	(800)	(1,250)	(1,250)

PERMANENT NOTES:
Includes fees from CCP - Article 102.0186 - County Child Abuse Prevention Fund and Govt Code - 51.961 - Family Protection Fee

APPROVED BUDGET
AS OF: SEPTEMBER 30TH, 2013

35 -CHILD WELFARE APPROVED 9/16/2013
REVENUES

	2010-2011 ACTUAL	2011-2012 ACTUAL	2012-2013 CURRENT BUDGET	2012-2013 Y-T-D ACTUAL	2012-2013 PROJECTED YEAR END	2013-2014 DEPARTMENT REQUESTED	2013-2014 COMM COURT RECOMMENDED	2013-2014 APPROVED BUDGET
MISCELLANEOUS REVENUE								
35-360-3600 INTEREST	69	64	60	36	36	20	20	20
35-370-3710 UNCLASSIFIED REVENUE	0	0	0	0	0	0	0	0
TOTAL MISCELLANEOUS REVENUE	69	64	60	36	36	20	20	20
TOTAL REVENUES	69	64	60	36	36	20	20	20

APPROVED BUDGET
AS OF: SEPTEMBER 30TH, 2013

35 -CHILD WELFARE APPROVED 9/16/2013
CHILD WELFARE
EXPENDITURES

	2010-2011 ACTUAL	2011-2012 ACTUAL	2012-2013 CURRENT BUDGET	2012-2013 Y-T-D ACTUAL	2012-2013 PROJECTED YEAR END	2013-2014 DEPARTMENT REQUESTED	2013-2014 COMM COURT RECOMMENDED	2013-2014 APPROVED BUDGET
SUPPLIES								
35-641-4310 OFFICE SUPPLIES & EXPENSES	0	0	0	0	0	0	0	0
TOTAL SUPPLIES	0	0	0	0	0	0	0	0
OTHER SERVICES & CHARGES								
35-641-4680 TRAVEL/TRAINING	0	0	0	0	0	0	0	0
35-641-4950 UNCLASSIFIED	336	250	5,000	2,450	2,450	2,500	2,500	2,500
TOTAL OTHER SERVICES & CHARGES	336	250	5,000	2,450	2,450	2,500	2,500	2,500
CAPITAL OUTLAY								
35-641-5500 CAPITAL OUTLAY	0	0	0	0	0	0	0	0
TOTAL CAPITAL OUTLAY	0	0	0	0	0	0	0	0
TOTAL CHILD WELFARE	336	250	5,000	2,450	2,450	2,500	2,500	2,500
TOTAL EXPENDITURES	336	250	5,000	2,450	2,450	2,500	2,500	2,500
REVENUE OVER/(UNDER) EXPENDITURES	(267)	(186)	(4,940)	(2,414)	(2,414)	(2,480)	(2,480)	(2,480)
OTHER FINANCING SOURCES								
TOTAL OTHER FINANCING SOURCES	0	0	0	0	0	0	0	0
OTHER FINANCING USES								
TOTAL OTHER FINANCING USES	0	0	0	0	0	0	0	0
REVENUES & OTHER SOURCES OVER/ (UNDER) EXPENDITURES & OTHER USES	(267)	(186)	(4,940)	(2,414)	(2,414)	(2,480)	(2,480)	(2,480)

APPROVED BUDGET
AS OF: SEPTEMBER 30TH, 2013

36 -HISTORICAL COMMISSION APPROVED 9/16/2013

REVENUES

	2010-2011 ACTUAL	2011-2012 ACTUAL	2012-2013 CURRENT BUDGET	2012-2013 Y-T-D ACTUAL	2012-2013 PROJECTED YEAR END	2013-2014 DEPARTMENT REQUESTED	2013-2014 COMM COURT RECOMMENDED	2013-2014 APPROVED BUDGET
MISCELLANEOUS REVENUE								
36-360-3600 INTEREST	155	217	150	159	165	140	140	140
36-367-3670 CONTRIBUTIONS & DONATIONS-PRVT	0	0	0	0	0	0	0	0
36-370-3710 MISC REVENUE	920	11,855	0	710	805	180	180	180
TOTAL MISCELLANEOUS REVENUE	1,075	12,072	150	869	970	320	320	320
TOTAL REVENUES	1,075	12,072	150	869	970	320	320	320

APPROVED BUDGET
AS OF: SEPTEMBER 30TH, 2013

36 -HISTORICAL COMMISSION APPROVED 9/16/2013
HISTORICAL COMMISSION
EXPENDITURES

	2010-2011 ACTUAL	2011-2012 ACTUAL	2012-2013 CURRENT BUDGET	2012-2013 Y-T-D ACTUAL	2012-2013 PROJECTED YEAR END	2013-2014 DEPARTMENT REQUESTED	2013-2014 COMM COURT RECOMMENDED	2013-2014 APPROVED BUDGET
OTHER SERVICES & CHARGES								
36-661-4710 INSURANCE/BONDS	1,229	1,082	1,400	1,004	1,004	1,400	1,200	1,200
36-661-4950 UNCLASSIFIED	474	0	15,000	2,710	2,710	20,000	30,000	30,000
TOTAL OTHER SERVICES & CHARGES	1,703	1,082	16,400	3,714	3,714	21,400	31,200	31,200
CAPITAL OUTLAY								
36-661-5500 CAPITAL OUTLAY	1,000	0	0	0	0	0	0	0
TOTAL CAPITAL OUTLAY	1,000	0	0	0	0	0	0	0
TOTAL HISTORICAL COMMISSION	2,703	1,082	16,400	3,714	3,714	21,400	31,200	31,200
TOTAL EXPENDITURES	2,703	1,082	16,400	3,714	3,714	21,400	31,200	31,200
REVENUE OVER/(UNDER) EXPENDITURES	(1,628)	10,990	(16,250)	(2,844)	(2,744)	(21,080)	(30,880)	(30,880)
OTHER FINANCING SOURCES								
36-390-3910 TRANSFER FROM GENERAL	2,000	1,400	1,400	1,400	1,400	1,400	1,200	1,200
TOTAL OTHER FINANCING SOURCES	2,000	1,400	1,400	1,400	1,400	1,400	1,200	1,200
OTHER FINANCING USES								
TOTAL OTHER FINANCING USES	0	0	0	0	0	0	0	0
REVENUES & OTHER SOURCES OVER/ (UNDER) EXPENDITURES & OTHER USES	372	12,390	(14,850)	(1,444)	(1,344)	(19,680)	(29,680)	(29,680)

APPROVED BUDGET
AS OF: SEPTEMBER 30TH, 2013

37 -MEDIATION FUND APPROVED 9/16/2013

	2010-2011 ACTUAL	2011-2012 ACTUAL	2012-2013 CURRENT BUDGET	2012-2013 Y-T-D ACTUAL	2012-2013 PROJECTED YEAR END	2013-2014 DEPARTMENT REQUESTED	2013-2014 COMM COURT RECOMMENDED	2013-2014 APPROVED BUDGET
OTHER FINANCING SOURCES								
TOTAL OTHER FINANCING SOURCES	0	0	0	0	0	0	0	0
OTHER FINANCING USES								
TOTAL OTHER FINANCING USES	0	0	0	0	0	0	0	0
REVENUES & OTHER SOURCES OVER/ (UNDER) EXPENDITURES & OTHER USES	0	0	0	0	0	0	0	0

APPROVED BUDGET
AS OF: SEPTEMBER 30TH, 2013

40 -HIGHWAY APPROVED 9/16/2013

REVENUES

	2010-2011 ACTUAL	2011-2012 ACTUAL	2012-2013 CURRENT BUDGET	2012-2013 Y-T-D ACTUAL	2012-2013 PROJECTED YEAR END	2013-2014 DEPARTMENT REQUESTED	2013-2014 COMM COURT RECOMMENDED	2013-2014 APPROVED BUDGET
INTERGOVERNMENTAL REV.								
40-334-3340 MOTOR VEH LICENSE	367,201	363,195	363,195	364,116	364,116	364,115	364,116	364,116
40-334-3350 RD & BRIDGE FEE - $10	135,802	142,456	135,000	141,046	148,301	137,000	137,000	137,000
40-334-3370 WEIGH FEES	32,984	46,806	32,000	63,645	63,645	40,000	40,000	40,000
TOTAL INTERGOVERNMENTAL REV.	535,988	552,457	530,195	568,806	576,062	541,115	541,116	541,116
MISCELLANEOUS REVENUE								
40-370-3710 MISC REVENUE	14,520	0	0	0	0	0	0	0
TOTAL MISCELLANEOUS REVENUE	14,520	0	0	0	0	0	0	0
TOTAL REVENUES	550,508	552,457	530,195	568,806	576,062	541,115	541,116	541,116

APPROVED BUDGET
AS OF: SEPTEMBER 30TH, 2013

40 -HIGHWAY APPROVED 9/16/2013
R&B GENERAL
EXPENDITURES

	2010-2011 ACTUAL	2011-2012 ACTUAL	2012-2013 CURRENT BUDGET	2012-2013 Y-T-D ACTUAL	2012-2013 PROJECTED YEAR END	2013-2014 DEPARTMENT REQUESTED	2013-2014 COMM COURT RECOMMENDED	2013-2014 APPROVED BUDGET
SUPPLIES								
40-610-4375 PARTS, SUPPLIES, REPAIRS	0	0	0	0	0	0	5,000	5,000
TOTAL SUPPLIES	0	0	0	0	0	0	5,000	5,000
CAPITAL OUTLAY								
40-610-5500 CAPITAL OUTLAY-SHARED	0	0	0	0	0	0	200,000	200,000
EQUIPMENT 1 200,000.00							200,000	
TOTAL CAPITAL OUTLAY	0	0	0	0	0	0	200,000	200,000
TOTAL R&B GENERAL	0	0	0	0	0	0	205,000	205,000

APPROVED BUDGET
AS OF: SEPTEMBER 30TH, 2013

40 -HIGHWAY APPROVED 9/16/2013
R&B #1, GENERAL
EXPENDITURES

	2010-2011 ACTUAL	2011-2012 ACTUAL	2012-2013 CURRENT BUDGET	2012-2013 Y-T-D ACTUAL	2012-2013 PROJECTED YEAR END	2013-2014 DEPARTMENT REQUESTED	2013-2014 COMM COURT RECOMMENDED	2013-2014 APPROVED BUDGET
SUPPLIES								
40-611-4380 ROAD MATERIALS, PCT 1	0	0	0	0	0	0	50,000	50,000
TOTAL SUPPLIES	0	0	0	0	0	0	50,000	50,000
TOTAL R&B #1, GENERAL	0	0	0	0	0	0	50,000	50,000

APPROVED BUDGET
AS OF: SEPTEMBER 30TH, 2013

40 -HIGHWAY APPROVED 9/16/2013
R&B #2, GENERAL
EXPENDITURES

	2010-2011 ACTUAL	2011-2012 ACTUAL	2012-2013 CURRENT BUDGET	2012-2013 Y-T-D ACTUAL	2012-2013 PROJECTED YEAR END	2013-2014 DEPARTMENT REQUESTED	2013-2014 COMM COURT RECOMMENDED	2013-2014 APPROVED BUDGET
SUPPLIES								
40-612-4380 ROAD MATERIALS, PCT 2	0	0	0	0	0	0	50,000	50,000
TOTAL SUPPLIES	0	0	0	0	0	0	50,000	50,000
TOTAL R&B #2, GENERAL	0	0	0	0	0	0	50,000	50,000

APPROVED BUDGET
AS OF: SEPTEMBER 30TH, 2013

40 -HIGHWAY APPROVED 9/16/2013
R&B #3, GENERAL
EXPENDITURES

	2010-2011 ACTUAL	2011-2012 ACTUAL	2012-2013 CURRENT BUDGET	2012-2013 Y-T-D ACTUAL	2012-2013 PROJECTED YEAR END	2013-2014 DEPARTMENT REQUESTED	2013-2014 COMM COURT RECOMMENDED	2013-2014 APPROVED BUDGET
SUPPLIES								
40-613-4380 ROAD MATERIALS, PCT 3	0	0	0	0	0	0	50,000	50,000
TOTAL SUPPLIES	0	0	0	0	0	0	50,000	50,000
TOTAL R&B #3, GENERAL	0	0	0	0	0	0	50,000	50,000

APPROVED BUDGET
AS OF: SEPTEMBER 30TH, 2013

40 -HIGHWAY APPROVED 9/16/2013
R&B #4, GENERAL
EXPENDITURES

	2010-2011 ACTUAL	2011-2012 ACTUAL	2012-2013 CURRENT BUDGET	2012-2013 Y-T-D ACTUAL	2012-2013 PROJECTED YEAR END	2013-2014 DEPARTMENT REQUESTED	2013-2014 COMM COURT RECOMMENDED	2013-2014 APPROVED BUDGET
SUPPLIES								
40-614-4380 ROAD MATERIALS, PCT 4	0	0	0	0	0	0	50,000	50,000
TOTAL SUPPLIES	0	0	0	0	0	0	50,000	50,000
TOTAL R&B #4, GENERAL	0	0	0	0	0	0	50,000	50,000
TOTAL EXPENDITURES	0	0	0	0	0	0	405,000	405,000
REVENUE OVER/(UNDER) EXPENDITURES	550,508	552,457	530,195	568,806	576,062	541,115	136,116	136,116
OTHER FINANCING SOURCES								
TOTAL OTHER FINANCING SOURCES	0	0	0	0	0	0	0	0
OTHER FINANCING USES								
40-700-7041 TRS TO R & B #1	122,302	124,114	125,672	125,672	125,672	125,672	41,638	41,638
40-700-7042 TRS TO R & B #2	127,328	135,232	136,931	136,931	136,931	136,931	45,368	45,368
40-700-7043 TRS TO R & B #3	97,552	100,671	108,757	108,757	108,757	108,757	36,034	36,034
40-700-7044 TRS TO R & B #4	178,948	187,704	183,240	183,240	183,240	183,240	60,711	60,711
TOTAL OTHER FINANCING USES	526,130	547,721	554,600	554,600	554,600	554,600	183,751	183,751
REVENUES & OTHER SOURCES OVER/ (UNDER) EXPENDITURES & OTHER USES	24,378	4,736	(24,405)	14,206	21,462	(13,485)	(47,635)	(47,635)

APPROVED BUDGET
AS OF: SEPTEMBER 30TH, 2013

41 -ROAD & BRIDGE GEN NO. 1 APPROVED 9/16/2013

REVENUES

	2010-2011 ACTUAL	2011-2012 ACTUAL	2012-2013 CURRENT BUDGET	2012-2013 Y-T-D ACTUAL	2012-2013 PROJECTED YEAR END	2013-2014 DEPARTMENT REQUESTED	2013-2014 COMM COURT RECOMMENDED	2013-2014 APPROVED BUDGET
INTERGOVERNMENTAL REV.								
41-333-3260 SB 370 ROAD MATERIALS	7,968	0	7,968	0	7,968	7,968	7,968	7,968
TOTAL INTERGOVERNMENTAL REV.	7,968	0	7,968	0	7,968	7,968	7,968	7,968
MISCELLANEOUS REVENUE								
41-360-3600 INTEREST	1,469	1,738	1,300	1,888	1,980	1,500	1,300	1,300
41-364-3640 SALE OF FIXED ASSETS	5,131	110	100	6,385	6,385	250	0	0
41-370-3710 UNCLASSIFIED REVENUE	5,014	6,930	355,298	359,202	359,202	0	0	0
TOTAL MISCELLANEOUS REVENUE	11,615	8,778	356,698	367,475	367,567	1,750	1,300	1,300
TOTAL REVENUES	19,582	8,778	364,666	367,475	375,535	9,718	9,268	9,268

APPROVED BUDGET
AS OF: SEPTEMBER 30TH, 2013

41 -ROAD & BRIDGE GEN NO. 1 APPROVED 9/16/2013
R & B # 1
EXPENDITURES

	2010-2011 ACTUAL	2011-2012 ACTUAL	2012-2013 CURRENT BUDGET	2012-2013 Y-T-D ACTUAL	2012-2013 PROJECTED YEAR END	2013-2014 DEPARTMENT REQUESTED	2013-2014 COMM COURT RECOMMENDED	2013-2014 APPROVED BUDGET
SALARIES								
41-611-4070 SALARY, TRAVEL ALLOWANCE	8,600	8,600	8,600	8,269	8,600	9,000	9,100	9,100
41-611-4071 SALARY, UNIFORM ALLOWANCE	88	92	125	92	92	125	125	125
41-611-4085 LONGEVITY	3,040	3,328	3,616	3,616	3,616	3,616	3,904	3,904
41-611-4090 SALARY, PCT	36,469	37,669	38,800	37,308	38,800	38,800	40,352	40,352
41-611-4140 SALARY, PCT	33,078	34,278	35,307	33,949	35,307	35,307	36,720	36,720
41-611-4142 SALARY, PCT	31,193	33,363	35,307	33,042	34,364	35,307	36,720	36,720
41-611-4143 SALARY, PCT	32,163	33,363	34,364	33,042	34,364	34,364	35,739	35,739
41-611-4180 SALARY, PT TIME, PRECINCTS	0	0	5,000	0	0	5,000	5,000	5,000
TOTAL SALARIES	144,630	150,692	161,119	149,318	155,142	161,519	167,660	167,660
FRINGE BENEFITS								
41-611-4201 FRG BENE, SOC SEC TAXES	10,183	10,794	12,316	10,535	10,930	12,316	12,154	12,154
41-611-4202 FRG BENE, GROUP INS	43,455	43,697	43,372	39,757	43,371	43,372	45,398	45,398
41-611-4203 FRG BENE, RETIREMENT	12,564	13,828	15,552	13,532	14,606	15,552	16,737	16,737
41-611-4204 FRG BENE, WORKERS COMPENSATION	2,870	3,888	4,252	2,905	3,843	4,252	4,056	4,056
41-611-4206 FRG BENE, UNEMPLOYMENT COMP	73	109	138	131	166	138	191	191
TOTAL FRINGE BENEFITS	69,145	72,315	75,630	66,860	72,916	75,630	78,536	78,536
SUPPLIES								
41-611-4310 OFFICE SUPPLIES & EXPENSES	254	152	1,100	1,071	1,245	600	600	600
41-611-4355 CULVERT, FLUMING & TILE	10,485	11,758	19,998	11,659	11,659	20,000	20,000	20,000
41-611-4360 FUEL	18,224	28,756	35,000	31,530	31,530	45,000	45,000	45,000
41-611-4370 OIL, GREASE & COOLANT	1,403	2,560	3,500	3,006	3,772	3,500	3,500	3,500
41-611-4375 PARTS, SUPPLIES, REPAIRS	24,644	32,036	58,000	29,682	58,682	28,000	28,000	28,000
41-611-4380 ROAD MATERIALS	77,582	39,195	131,549	52,591	62,105	0	0	0
41-611-4381 ROAD MATERIALS, C/O	0	0	70,541	0	0	0	199,393	199,393
41-611-4385 SIGNS, SIGN BLANKS	2,513	587	2,000	1,930	1,931	3,000	3,000	3,000
41-611-4390 TIRES & TUBES	7,128	4,858	12,000	11,144	11,145	7,000	7,000	7,000
41-611-4395 WEED & BRUSH CHEMICALS	1,224	2,112	2,500	927	927	2,500	2,500	2,500
TOTAL SUPPLIES	143,457	122,015	336,188	143,541	182,996	109,600	308,993	308,993
OTHER SERVICES & CHARGES								
41-611-4620 COMMUNICATIONS	3,348	3,479	5,300	5,081	5,211	4,500	5,200	5,200
41-611-4660 LEGAL & BID NOTICES	65	81	650	436	436	700	500	500
41-611-4680 TRAVEL/TRAINING	2,204	2,672	4,000	3,181	3,637	4,000	4,000	4,000
41-611-4710 INSURANCE/BONDS	7,588	5,601	6,000	5,214	5,214	6,000	6,000	6,000
41-611-4740 UTILITIES	3,860	4,106	4,500	4,117	4,117	4,500	4,500	4,500
41-611-4770 RENTAL	7,380	977	7,000	1,240	1,305	7,000	7,000	7,000
41-611-4785 UNIFORMS	1,323	980	1,500	982	982	1,500	1,500	1,500
41-611-4950 UNCLASSIFIED	0	0	0	0	0	2,000	2,000	2,000
TOTAL OTHER SERVICES & CHARGES	25,768	17,897	28,950	20,251	20,902	30,200	30,700	30,700

APPROVED BUDGET
AS OF: SEPTEMBER 30TH, 2013

41 -ROAD & BRIDGE GEN NO. 1 APPROVED 9/16/2013
R & B # 1
EXPENDITURES

			2010-2011 ACTUAL	2011-2012 ACTUAL	2012-2013 CURRENT BUDGET	2012-2013 Y-T-D ACTUAL	2012-2013 PROJECTED YEAR END	2013-2014 DEPARTMENT REQUESTED	2013-2014 COMM COURT RECOMMENDED	2013-2014 APPROVED BUDGET
CAPITAL OUTLAY										
41-611-5500 CAPITAL OUTLAY			59,276	48,606	273,030	241,558	241,558	68,000	64,041	64,041
BROOM - SELF PROPELLED	1	20,000.00							20,000	
PICKUP, CREW CAB, DUEL	1	48,000.00							48,000	
TO BALANCE FUND		(3,959.00)							(3,959)	
TOTAL CAPITAL OUTLAY			59,276	48,606	273,030	241,558	241,558	68,000	64,041	64,041
TOTAL R & B # 1			442,275	411,525	874,917	621,528	673,515	444,949	649,930	649,930

APPROVED BUDGET
AS OF: SEPTEMBER 30TH, 2013

41 -ROAD & BRIDGE GEN NO. 1 APPROVED 9/16/2013
DEBT SERVICE
EXPENDITURES

	2010-2011 ACTUAL	2011-2012 ACTUAL	2012-2013 CURRENT BUDGET	2012-2013 Y-T-D ACTUAL	2012-2013 PROJECTED YEAR END	2013-2014 DEPARTMENT REQUESTED	2013-2014 COMM COURT RECOMMENDED	2013-2014 APPROVED BUDGET
DEBT SERVICE								
41-680-6300 PRINCIPAL, OTHER INDEBTEDNESS	14,009	14,000	14,000	14,000	14,000	14,000	14,000	14,000
TOTAL DEBT SERVICE	14,009	14,000	14,000	14,000	14,000	14,000	14,000	14,000
TOTAL DEBT SERVICE	14,009	14,000	14,000	14,000	14,000	14,000	14,000	14,000
TOTAL EXPENDITURES	456,285	425,525	888,917	635,528	687,514	458,949	663,930	663,930
REVENUE OVER/(UNDER) EXPENDITURES	(436,702)	(416,747)	(524,251)	(268,054)	(311,979)	(449,231)	(654,662)	(654,662)
OTHER FINANCING SOURCES								
41-390-3910 TRANSFER FROM GENERAL	302,234	297,566	321,038	321,038	321,038	321,038	413,631	413,631
41-390-3940 TRANSFER FROM HIGHWAY	122,302	124,114	125,672	125,672	125,672	125,672	41,638	41,638
TOTAL OTHER FINANCING SOURCES	424,536	421,680	446,710	446,710	446,710	446,710	455,269	455,269
OTHER FINANCING USES								
TOTAL OTHER FINANCING USES	0	0	0	0	0	0	0	0
REVENUES & OTHER SOURCES OVER/ (UNDER) EXPENDITURES & OTHER USES	(12,166)	4,933	(77,541)	178,656	134,731	(2,521)	(199,393)	(199,393)

APPROVED BUDGET
AS OF: SEPTEMBER 30TH, 2013

42 -ROAD & BRIDGE GEN NO. 2 APPROVED 9/16/2013

REVENUES

	2010-2011 ACTUAL	2011-2012 ACTUAL	2012-2013 CURRENT BUDGET	2012-2013 Y-T-D ACTUAL	2012-2013 PROJECTED YEAR END	2013-2014 DEPARTMENT REQUESTED	2013-2014 COMM COURT RECOMMENDED	2013-2014 APPROVED BUDGET
INTERGOVERNMENTAL REV.								
42-333-3260 SB 370 ROAD MATERIALS	7,968	0	7,968	0	7,968	7,968	7,968	7,968
TOTAL INTERGOVERNMENTAL REV.	7,968	0	7,968	0	7,968	7,968	7,968	7,968
MISCELLANEOUS REVENUE								
42-360-3600 INTEREST	1,593	1,236	1,200	1,342	1,436	1,000	1,000	1,000
42-364-3640 SALE OF FIXED ASSETS	30,216	18,128	1,000	12,094	12,094	0	0	0
42-370-3710 UNCLASSIFIED REVENUE	6,490	8,252	180,250	277,990	277,990	500	500	500
TOTAL MISCELLANEOUS REVENUE	38,299	27,617	182,450	291,426	291,520	1,500	1,500	1,500
TOTAL REVENUES	46,267	27,617	190,418	291,426	299,488	9,468	9,468	9,468

APPROVED BUDGET
AS OF: SEPTEMBER 30TH, 2013

42 -ROAD & BRIDGE GEN NO. 2 APPROVED 9/16/2013
R & B # 2
EXPENDITURES

	2010-2011 ACTUAL	2011-2012 ACTUAL	2012-2013 CURRENT BUDGET	2012-2013 Y-T-D ACTUAL	2012-2013 PROJECTED YEAR END	2013-2014 DEPARTMENT REQUESTED	2013-2014 COMM COURT RECOMMENDED	2013-2014 APPROVED BUDGET
SALARIES								
42-612-4070 SALARY, TRAVEL ALLOWANCE	9,100	9,100	9,100	8,750	9,100	9,100	9,100	9,100
42-612-4071 SALARY, UNIFORM ALLOWANCE	0	0	0	0	0	0	0	0
42-612-4085 LONGEVITY	6,448	6,640	4,584	4,576	4,576	4,584	4,768	4,768
42-612-4090 SALARY, PCT	36,469	37,669	38,800	37,308	38,800	38,800	40,352	40,352
42-612-4140 SALARY, PCT	32,163	28,894	35,307	33,221	33,850	35,307	36,720	36,720
42-612-4142 SALARY, PCT	33,078	34,278	35,307	33,949	35,307	35,307	36,720	36,720
42-612-4143 SALARY, PCT	32,163	33,363	34,364	24,239	23,803	34,364	35,739	35,739
42-612-4144 SALARY, PCT	30,506	23,243	34,364	28,485	29,565	34,364	35,739	35,739
42-612-4180 SALARY, PT TIME, PRECINCTS	0	2,090	3,000	2,334	0	6,000	6,000	6,000
TOTAL SALARIES	179,926	175,276	194,826	172,861	175,001	197,826	205,138	205,138
FRINGE BENEFITS								
42-612-4201 FRG BENE, SOC SEC TAXES	12,335	12,013	14,904	11,456	12,457	14,904	13,977	13,977
42-612-4202 FRG BENE, GROUP INS	58,113	55,305	62,510	55,809	60,272	62,510	65,385	65,385
42-612-4203 FRG BENE, RETIREMENT	15,644	16,070	18,820	15,766	17,404	18,820	20,324	20,324
42-612-4204 FRG ENE, WORK COMP	3,548	4,757	5,185	3,539	4,681	5,185	5,000	5,000
42-612-4206 FRG BENE, UNEMPLOYMENT COMP	93	130	168	151	151	168	235	235
TOTAL FRINGE BENEFITS	89,732	88,274	101,587	86,721	94,965	101,587	104,921	104,921
SUPPLIES								
42-612-4310 OFFICE SUPPLIES & EXPENSES	53	115	450	36	36	450	450	450
42-612-4355 CULVERT, FLUMING & TILE	9,400	2,446	7,900	1,150	1,150	15,000	15,000	15,000
42-612-4360 FUEL	28,177	34,918	34,600	34,574	35,129	30,000	30,000	30,000
42-612-4370 OIL, GREASE & COOLANT	754	2,800	3,250	2,369	2,369	3,000	3,000	3,000
42-612-4375 PARTS, SUPPLIES, REPAIRS	31,893	32,820	34,000	32,227	34,730	30,000	30,000	30,000
42-612-4380 ROAD MATERIALS	101,565	105,567	142,178	136,931	136,931	100,000	65,241	65,241
42-612-4381 ROAD MATERIALS, C/O	0	0	170,000	0	0	0	335,067	335,067
42-612-4385 SIGNS, SIGN BLANKS	2,043	1,636	2,500	2,068	2,069	2,500	2,500	2,500
42-612-4390 TIRES & TUBES	9,061	5,907	8,000	4,221	4,281	8,000	8,000	8,000
42-612-4395 WEED & BRUSH CHEMICALS	900	878	3,000	0	0	2,000	2,000	2,000
TOTAL SUPPLIES	183,846	187,086	405,878	213,575	216,695	190,950	491,258	491,258
OTHER SERVICES & CHARGES								
42-612-4620 COMMUNICATIONS	3,344	3,424	5,000	4,668	4,748	5,000	5,000	5,000
42-612-4660 LEGAL & BID NOTICES	52	150	300	141	141	300	300	300
42-612-4680 TRAVEL/TRAINING	1,700	2,570	3,900	3,351	3,602	2,500	2,500	2,500
42-612-4710 INSURANCE/BONDS	4,408	3,302	5,000	3,104	3,104	4,500	4,000	4,000
42-612-4740 UTILITIES	4,642	3,825	4,700	3,546	3,800	4,700	4,700	4,700
42-612-4770 RENTAL	0	120	3,000	0	0	3,000	3,000	3,000
42-612-4785 UNIFORMS	1,288	901	1,500	1,050	1,050	1,500	1,500	1,500
42-612-4950 UNCLASSIFIED	13	428	1,000	0	0	500	500	500
TOTAL OTHER SERVICES & CHARGES	15,447	14,720	24,400	15,860	16,445	22,000	21,500	21,500

APPROVED BUDGET
AS OF: SEPTEMBER 30TH, 2013

42 -ROAD & BRIDGE GEN NO. 2 APPROVED 9/16/2013
R & B # 2
EXPENDITURES

			2010-2011 ACTUAL	2011-2012 ACTUAL	2012-2013 CURRENT BUDGET	2012-2013 Y-T-D ACTUAL	2012-2013 PROJECTED YEAR END	2013-2014 DEPARTMENT REQUESTED	2013-2014 COMM COURT RECOMMENDED	2013-2014 APPROVED BUDGET
CAPITAL OUTLAY										
42-612-5500 CAPITAL OUTLAY			0	8,419	12,400	4,202	4,203	17,300	17,300	17,300
PRINTER/COPIER	1	300.00							300	
VEHICLE, PICKUP	1	17,000.00							17,000	
TOTAL CAPITAL OUTLAY			0	8,419	12,400	4,202	4,203	17,300	17,300	17,300
TOTAL R & B # 2			468,952	473,775	739,091	493,220	507,308	529,663	840,117	840,117
TOTAL EXPENDITURES			468,952	473,775	739,091	493,220	507,308	529,663	840,117	840,117
REVENUE OVER/(UNDER) EXPENDITURES			(422,685)	(446,158)	(548,673)	(201,794)	(207,821)	(520,195)	(830,649)	(830,649)
OTHER FINANCING SOURCES										
42-390-3910 TRANSFER FROM GENERAL			318,046	324,224	348,757	348,757	348,757	348,757	450,214	450,214
42-390-3940 TRANSFER FROM HIGHWAY			127,328	135,232	136,931	136,931	136,931	136,931	45,368	45,368
TOTAL OTHER FINANCING SOURCES			445,374	459,456	485,688	485,688	485,688	485,688	495,582	495,582
OTHER FINANCING USES										
42-700-7051 EQUIPMENT REPLACEMENT #2			27,716	10,000	0	0	0	0	0	0
TOTAL OTHER FINANCING USES			27,716	10,000	0	0	0	0	0	0
REVENUES & OTHER SOURCES OVER/ (UNDER) EXPENDITURES & OTHER USES			(5,027)	3,298	(62,985)	283,894	277,867	(34,507)	(335,067)	(335,067)

APPROVED BUDGET
AS OF: SEPTEMBER 30TH, 2013

43 -ROAD & BRIDGE GEN NO. 3 APPROVED 9/16/2013

REVENUES

	2010-2011 ACTUAL	2011-2012 ACTUAL	2012-2013 CURRENT BUDGET	2012-2013 Y-T-D ACTUAL	2012-2013 PROJECTED YEAR END	2013-2014 DEPARTMENT REQUESTED	2013-2014 COMM COURT RECOMMENDED	2013-2014 APPROVED BUDGET
INTERGOVERNMENTAL REV.								
43-333-3260 SB 370 ROAD MATERIALS	7,968	0	7,968	0	7,968	7,968	7,968	7,968
TOTAL INTERGOVERNMENTAL REV.	7,968	0	7,968	0	7,968	7,968	7,968	7,968
MISCELLANEOUS REVENUE								
43-360-3600 INTEREST	936	980	900	646	690	400	400	400
43-364-3640 SALE OF FIXED ASSETS	21,997	0	100	470	470	0	0	0
43-370-3710 UNCLASSIFIED REVENUE	2,188	3,081	100	4,475	4,437	100	100	100
TOTAL MISCELLANEOUS REVENUE	25,121	4,061	1,100	5,592	5,597	500	500	500
TOTAL REVENUES	33,088	4,061	9,068	5,592	13,565	8,468	8,468	8,468

APPROVED BUDGET
AS OF: SEPTEMBER 30TH, 2013

43 -ROAD & BRIDGE GEN NO. 3 APPROVED 9/16/2013
R & B # 3
EXPENDITURES

	2010-2011 ACTUAL	2011-2012 ACTUAL	2012-2013 CURRENT BUDGET	2012-2013 Y-T-D ACTUAL	2012-2013 PROJECTED YEAR END	2013-2014 DEPARTMENT REQUESTED	2013-2014 COMM COURT RECOMMENDED	2013-2014 APPROVED BUDGET
SALARIES								
43-613-4070 SALARY, TRAVEL ALLOWANCE	8,900	8,900	8,900	8,558	8,900	9,100	9,100	9,100
43-613-4071 SALARY, UNIFORM ALLOWANCE	0	0	0	0	0	125	125	125
43-613-4085 LONGEVITY	3,392	3,536	2,232	2,216	2,216	2,232	2,504	2,504
43-613-4090 SALARY, PCT	36,469	27,632	38,800	37,308	38,800	38,800	40,352	40,352
43-613-4140 SALARY, PCT	33,078	27,571	35,307	33,632	34,990	35,307	36,720	36,720
43-613-4142 SALARY, PCT	33,078	34,278	35,307	33,949	35,307	35,307	36,720	36,720
43-613-4143 SALARY, PCT	28,486	0	364	0	0	34,364	35,739	35,739
43-613-4180 SALARY, PT TIME, PRECINCTS	0	6,606	23,000	21,045	22,100	15,000	15,000	15,000
TOTAL SALARIES	143,402	108,523	143,910	136,707	142,313	170,235	176,260	176,260
FRINGE BENEFITS								
43-613-4201 FRG BENE, SOC SEC TAXES	10,564	7,881	12,998	9,704	10,065	12,998	12,874	12,874
43-613-4202 FRG BENE, GROUP INS	37,087	25,869	42,876	29,179	31,795	44,876	32,853	32,853
43-613-4203 FRG BENE, RETIREMENT	12,465	11,385	16,414	12,320	13,657	16,414	17,337	17,337
43-613-4204 FRG ENE, WORK COMP	2,795	3,839	4,452	3,071	4,062	4,452	3,970	3,970
43-613-4206 FRG BENE, UNEMPLOYMENT COMP	74	71	145	119	119	145	201	201
TOTAL FRINGE BENEFITS	62,985	49,044	76,885	54,391	59,698	78,885	67,235	67,235
SUPPLIES								
43-613-4310 OFFICE SUPPLIES & EXPENSES	156	796	500	150	299	800	800	800
43-613-4355 CULVERT, FLUMING & TILE	2,516	4,600	2,750	2,748	2,748	3,500	3,500	3,500
43-613-4360 FUEL	33,302	30,918	33,760	33,318	33,318	35,000	35,000	35,000
43-613-4370 OIL, GREASE & COOLANT	2,850	3,412	4,000	2,585	2,585	4,000	4,000	4,000
43-613-4375 PARTS, SUPPLIES, REPAIRS	25,662	31,995	41,000	38,760	38,841	35,000	35,000	35,000
43-613-4380 ROAD MATERIALS	55,870	57,387	126,432	101,698	124,504	107,000	51,636	51,636
43-613-4381 ROAD MATERIALS, C/O	0	0	0	0	0	0	22,599	22,599
43-613-4385 SIGNS, SIGN BLANKS	1,365	2,146	1,300	1,209	1,210	2,500	2,500	2,500
43-613-4390 TIRES & TUBES	8,393	8,816	4,000	3,999	3,941	5,000	5,000	5,000
43-613-4395 WEED & BRUSH CHEMICALS	0	1,359	1,215	1,214	1,214	1,500	1,500	1,500
TOTAL SUPPLIES	130,115	141,429	214,957	185,681	208,660	194,300	161,535	161,535
OTHER SERVICES & CHARGES								
43-613-4620 COMMUNICATIONS	4,074	4,294	5,400	5,018	5,148	5,700	5,200	5,200
43-613-4660 LEGAL & BID NOTICES	52	146	153	152	152	150	150	150
43-613-4680 TRAVEL/TRAINING	905	2,366	2,670	1,699	1,925	2,000	2,000	2,000
43-613-4710 INSURANCE/BONDS	4,799	4,716	3,560	3,559	3,560	5,000	4,000	4,000
43-613-4740 UTILITIES	2,518	2,288	2,500	2,220	2,525	2,500	2,500	2,500
43-613-4770 RENTAL	0	3,107	1,560	1,553	1,553	4,000	4,000	4,000
43-613-4785 UNIFORMS	1,458	1,130	900	558	560	1,500	1,500	1,500
43-613-4950 UNCLASSIFIED	0	250	300	160	161	300	300	300
TOTAL OTHER SERVICES & CHARGES	13,807	18,298	17,043	14,920	15,584	21,150	19,650	19,650

APPROVED BUDGET
AS OF: SEPTEMBER 30TH, 2013

43 -ROAD & BRIDGE GEN NO. 3 APPROVED 9/16/2013
R & B # 3
EXPENDITURES

	2010-2011 ACTUAL	2011-2012 ACTUAL	2012-2013 CURRENT BUDGET	2012-2013 Y-T-D ACTUAL	2012-2013 PROJECTED YEAR END	2013-2014 DEPARTMENT REQUESTED	2013-2014 COMM COURT RECOMMENDED	2013-2014 APPROVED BUDGET
CAPITAL OUTLAY								
43-613-5500 CAPITAL OUTLAY	5,044	0	0	0	0	0	0	0
TOTAL CAPITAL OUTLAY	5,044	0	0	0	0	0	0	0
TOTAL R & B # 3	355,354	317,294	452,795	391,700	426,254	464,570	424,680	424,680
TOTAL EXPENDITURES	355,354	317,294	452,795	391,700	426,254	464,570	424,680	424,680
REVENUE OVER/(UNDER) EXPENDITURES	(322,266)	(313,233)	(443,727)	(386,108)	(412,690)	(456,102)	(416,212)	(416,212)
OTHER FINANCING SOURCES								
43-390-3910 TRANSFER FROM GENERAL	243,605	241,362	281,195	281,195	281,195	281,195	357,579	357,579
43-390-3940 TRANSFER FROM HIGHWAY	97,552	100,671	108,757	108,757	108,757	108,757	36,034	36,034
TOTAL OTHER FINANCING SOURCES	341,157	342,033	389,952	389,952	389,952	389,952	393,613	393,613
OTHER FINANCING USES								
43-700-7044 TRS TO R & B #4	0	0	0	0	0	0	0	0
43-700-7052 EQUIPMENT REPLACEMENT #3	21,997	0	0	0	0	0	0	0
TOTAL OTHER FINANCING USES	21,997	0	0	0	0	0	0	0
REVENUES & OTHER SOURCES OVER/ (UNDER) EXPENDITURES & OTHER USES	(3,106)	28,800	(53,775)	3,844	(22,738)	(66,150)	(22,599)	(22,599)

APPROVED BUDGET
AS OF: SEPTEMBER 30TH, 2013

44 -ROAD & BRIDGE GEN NO. 4 APPROVED 9/16/2013

REVENUES

	2010-2011 ACTUAL	2011-2012 ACTUAL	2012-2013 CURRENT BUDGET	2012-2013 Y-T-D ACTUAL	2012-2013 PROJECTED YEAR END	2013-2014 DEPARTMENT REQUESTED	2013-2014 COMM COURT RECOMMENDED	2013-2014 APPROVED BUDGET
INTERGOVERNMENTAL REV.								
44-333-3260 SB 370 ROAD MATERIALS	7,968	0	7,968	0	7,968	7,968	7,968	7,968
TOTAL INTERGOVERNMENTAL REV.	7,968	0	7,968	0	7,968	7,968	7,968	7,968
MISCELLANEOUS REVENUE								
44-360-3600 INTEREST	3,693	2,954	2,900	2,102	2,216	2,400	2,000	2,000
44-364-3640 SALE OF FIXED ASSETS	0	0	100	0	0	0	0	0
44-370-3710 UNCLASSIFIED REV	3,933	37,138	100	3,013	2,394	3,000	3,000	3,000
TOTAL MISCELLANEOUS REVENUE	7,627	40,092	3,100	5,114	4,610	5,400	5,000	5,000
TOTAL REVENUES	15,594	40,092	11,068	5,114	12,578	13,368	12,968	12,968

APPROVED BUDGET
AS OF: SEPTEMBER 30TH, 2013

44 -ROAD & BRIDGE GEN NO. 4 APPROVED 9/16/2013
R & B # 4
EXPENDITURES

	2010-2011 ACTUAL	2011-2012 ACTUAL	2012-2013 CURRENT BUDGET	2012-2013 Y-T-D ACTUAL	2012-2013 PROJECTED YEAR END	2013-2014 DEPARTMENT REQUESTED	2013-2014 COMM COURT RECOMMENDED	2013-2014 APPROVED BUDGET
SALARIES								
44-614-4070 SALARY, TRAVEL ALLOWANCE	10,000	10,000	10,000	9,615	10,000	10,000	10,000	10,000
44-614-4071 SALARY, UNIFORM ALLOWANCE	0	0	0	0	0	50	50	50
44-614-4085 LONGEVITY	8,720	9,008	9,296	9,296	9,296	9,296	9,536	9,536
44-614-4090 SALARY, PCT	36,469	37,669	38,800	37,308	38,800	38,800	40,352	40,352
44-614-4140 SALARY, PCT	33,078	34,278	35,307	33,949	35,307	35,307	36,720	36,720
44-614-4142 SALARY, PCT	33,078	34,278	35,307	33,949	35,307	35,307	36,720	36,720
44-614-4143 SALARY, PCT	31,810	33,010	34,364	32,692	34,000	34,364	35,739	35,739
44-614-4144 SALARY, PCT	30,849	32,049	34,364	31,740	33,010	34,364	35,739	35,739
44-614-4145 SALARY, PCT	31,506	32,706	34,364	32,391	33,687	34,364	35,739	35,739
44-614-4180 SALARY, PT TIME, PRECINCTS	0	0	0	0	0	1,000	1,000	1,000
TOTAL SALARIES	215,509	222,997	231,802	220,941	229,406	232,852	241,595	241,595
FRINGE BENEFITS								
44-614-4201 FRG BENE, SOC SEC TAXES	15,431	15,901	17,810	15,128	15,685	17,810	16,915	16,915
44-614-4202 FRG BENE, GROUP INS	61,454	65,507	67,927	66,334	72,364	67,927	75,747	75,747
44-614-4203 FRG BENE, RETIREMENT	18,714	20,396	22,489	20,119	21,698	22,489	24,131	24,131
44-614-4204 FRG ENE, WORK COMP	4,296	5,762	6,320	4,244	5,613	6,320	6,084	6,084
44-614-4206 FRG BENE, UNEMPLOYMENT COMP	111	162	201	197	197	201	278	278
TOTAL FRINGE BENEFITS	100,006	107,727	114,747	106,021	115,557	114,747	123,155	123,155
SUPPLIES								
44-614-4310 OFFICE SUPPLIES & EXPENSES	111	191	2,500	387	388	2,500	2,500	2,500
44-614-4355 CULVERT, FLUMING & TILE	14,440	12,768	7,500	3,406	3,406	7,500	7,500	7,500
44-614-4360 FUEL	51,168	60,395	60,000	55,893	61,593	60,000	60,000	60,000
44-614-4370 OIL, GREASE & COOLANT	5,959	5,415	6,500	4,548	4,548	6,500	6,500	6,500
44-614-4375 PARTS, SUPPLIES, REPAIRS	46,435	33,545	45,000	27,302	29,802	45,000	45,000	45,000
44-614-4380 ROAD MATERIALS	160,971	164,160	161,244	143,377	143,317	138,494	137,704	137,704
44-614-4381 ROAD MATERIALS - C/O	0	0	161,300	0	0	0	212,851	212,851
44-614-4385 SIGNS, SIGN BLANKS	0	3,783	4,000	2,802	2,802	4,000	4,000	4,000
44-614-4390 TIRES & TUBES	6,633	6,408	13,500	12,521	12,600	13,500	13,500	13,500
44-614-4395 WEED & BRUSH CHEMICALS	403	2,054	4,500	1,893	1,900	4,500	4,500	4,500
TOTAL SUPPLIES	286,119	288,717	466,044	252,129	260,356	281,994	494,055	494,055
OTHER SERVICES & CHARGES								
44-614-4620 COMMUNICATIONS	3,567	3,637	5,500	5,196	5,309	4,500	4,500	4,500
44-614-4660 LEGAL & BID NOTICES	52	56	1,000	51	51	1,000	1,000	1,000
44-614-4680 TRAVEL/TRAINING	2,688	2,591	3,500	3,053	3,477	3,500	3,500	3,500
44-614-4710 INSURANCE/BONDS	8,109	5,138	8,550	4,267	4,268	8,550	8,550	8,550
44-614-4740 UTILITIES	2,186	2,099	4,000	1,804	2,059	4,000	4,000	4,000
44-614-4770 RENTAL	0	0	2,000	0	0	2,000	2,000	2,000
44-614-4785 UNIFORMS	921	989	2,500	299	300	2,500	2,500	2,500
44-614-4950 UNCLASSIFIED	0	0	0	0	0	0	0	0
TOTAL OTHER SERVICES & CHARGES	17,522	14,509	27,050	14,670	15,464	26,050	26,050	26,050

APPROVED BUDGET
AS OF: SEPTEMBER 30TH, 2013

44 -ROAD & BRIDGE GEN NO. 4 APPROVED 9/16/2013
R & B # 4
EXPENDITURES

	2010-2011 ACTUAL	2011-2012 ACTUAL	2012-2013 CURRENT BUDGET	2012-2013 Y-T-D ACTUAL	2012-2013 PROJECTED YEAR END	2013-2014 DEPARTMENT REQUESTED	2013-2014 COMM COURT RECOMMENDED	2013-2014 APPROVED BUDGET
CAPITAL OUTLAY								
44-614-5500 CAPITAL OUTLAY	575	614	0	0	0	0	0	0
TOTAL CAPITAL OUTLAY	575	614	0	0	0	0	0	0
TOTAL R & B # 4	619,732	634,564	839,643	593,761	620,784	655,643	884,855	884,855
TOTAL EXPENDITURES	619,732	634,564	839,643	593,761	620,784	655,643	884,855	884,855
REVENUE OVER/(UNDER) EXPENDITURES	(604,137)	(594,472)	(828,575)	(588,647)	(608,206)	(642,275)	(871,887)	(871,887)
OTHER FINANCING SOURCES								
44-390-3910 TRANSFER FROM GENERAL	443,404	450,026	459,035	459,035	459,035	459,035	598,325	598,325
44-390-3940 TRANSFER FROM HIGHWAY	178,948	187,704	183,240	183,240	183,240	183,240	60,711	60,711
TOTAL OTHER FINANCING SOURCES	622,352	637,730	642,275	642,275	642,275	642,275	659,036	659,036
OTHER FINANCING USES								
44-700-7053 EQUIPMENT REPLACEMENT #4	206,000	0	0	0	0	0	0	0
TOTAL OTHER FINANCING USES	206,000	0	0	0	0	0	0	0
REVENUES & OTHER SOURCES OVER/ (UNDER) EXPENDITURES & OTHER USES	(187,785)	43,258	(186,300)	53,628	34,069	0	(212,851)	(212,851)

APPROVED BUDGET
AS OF: SEPTEMBER 30TH, 2013

45 -ROAD & BRIDGE LATERAL RD APPROVED 9/16/2013

REVENUES

	2010-2011 ACTUAL	2011-2012 ACTUAL	2012-2013 CURRENT BUDGET	2012-2013 Y-T-D ACTUAL	2012-2013 PROJECTED YEAR END	2013-2014 DEPARTMENT REQUESTED	2013-2014 COMM COURT RECOMMENDED	2013-2014 APPROVED BUDGET
INTERGOVERNMENTAL REV.								
45-333-3231 LATERAL ROAD PROGRAM	5,317	5,301	5,241	5,241	5,241	5,241	5,241	5,241
45-333-3232 LATERAL ROAD PROGRAM	5,317	5,301	5,241	5,241	5,241	5,241	5,241	5,241
45-333-3233 LATERAL ROAD PROGRAM	5,317	5,301	5,241	5,241	5,241	5,241	5,241	5,241
45-333-3234 LATERAL ROAD PROGRAM	5,317	5,301	5,241	5,241	5,241	5,241	5,241	5,241
TOTAL INTERGOVERNMENTAL REV.	21,267	21,205	20,965	20,965	20,965	20,964	20,964	20,964
TOTAL REVENUES	21,267	21,205	20,965	20,965	20,965	20,964	20,964	20,964

APPROVED BUDGET
AS OF: SEPTEMBER 30TH, 2013

45 -ROAD & BRIDGE LATERAL RD APPROVED 9/16/2013
R & B # 1
EXPENDITURES

	2010-2011 ACTUAL	2011-2012 ACTUAL	2012-2013 CURRENT BUDGET	2012-2013 Y-T-D ACTUAL	2012-2013 PROJECTED YEAR END	2013-2014 DEPARTMENT REQUESTED	2013-2014 COMM COURT RECOMMENDED	2013-2014 APPROVED BUDGET
SUPPLIES								
45-611-4380 ROAD MATERIALS	5,317	5,301	5,361	5,241	5,241	5,241	5,241	5,241
TOTAL SUPPLIES	5,317	5,301	5,361	5,241	5,241	5,241	5,241	5,241
TOTAL R & B # 1	5,317	5,301	5,361	5,241	5,241	5,241	5,241	5,241

APPROVED BUDGET
AS OF: SEPTEMBER 30TH, 2013

45 -ROAD & BRIDGE LATERAL RD APPROVED 9/16/2013
R & B # 2
EXPENDITURES

	2010-2011 ACTUAL	2011-2012 ACTUAL	2012-2013 CURRENT BUDGET	2012-2013 Y-T-D ACTUAL	2012-2013 PROJECTED YEAR END	2013-2014 DEPARTMENT REQUESTED	2013-2014 COMM COURT RECOMMENDED	2013-2014 APPROVED BUDGET
SUPPLIES								
45-612-4380 ROAD MATERIALS	5,317	5,301	5,361	5,241	5,241	5,241	5,241	5,241
TOTAL SUPPLIES	5,317	5,301	5,361	5,241	5,241	5,241	5,241	5,241
TOTAL R & B # 2	5,317	5,301	5,361	5,241	5,241	5,241	5,241	5,241

APPROVED BUDGET
AS OF: SEPTEMBER 30TH, 2013

45 -ROAD & BRIDGE LATERAL RD APPROVED 9/16/2013
R & B # 3
EXPENDITURES

	2010-2011 ACTUAL	2011-2012 ACTUAL	2012-2013 CURRENT BUDGET	2012-2013 Y-T-D ACTUAL	2012-2013 PROJECTED YEAR END	2013-2014 DEPARTMENT REQUESTED	2013-2014 COMM COURT RECOMMENDED	2013-2014 APPROVED BUDGET
SUPPLIES								
45-613-4380 ROAD MATERIALS	5,317	5,301	5,361	5,241	5,241	5,241	5,241	5,241
TOTAL SUPPLIES	5,317	5,301	5,361	5,241	5,241	5,241	5,241	5,241
TOTAL R & B # 3	5,317	5,301	5,361	5,241	5,241	5,241	5,241	5,241

APPROVED BUDGET
AS OF: SEPTEMBER 30TH, 2013

45 -ROAD & BRIDGE LATERAL RD APPROVED 9/16/2013
R & B # 4
EXPENDITURES

	2010-2011 ACTUAL	2011-2012 ACTUAL	2012-2013 CURRENT BUDGET	2012-2013 Y-T-D ACTUAL	2012-2013 PROJECTED YEAR END	2013-2014 DEPARTMENT REQUESTED	2013-2014 COMM COURT RECOMMENDED	2013-2014 APPROVED BUDGET
SUPPLIES								
45-614-4380 ROAD MATERIALS	5,317	5,301	5,361	5,241	5,241	5,241	5,241	5,241
TOTAL SUPPLIES	5,317	5,301	5,361	5,241	5,241	5,241	5,241	5,241
TOTAL R & B # 4	5,317	5,301	5,361	5,241	5,241	5,241	5,241	5,241
TOTAL EXPENDITURES	21,267	21,205	21,443	20,965	20,965	20,964	20,964	20,964
REVENUE OVER/(UNDER) EXPENDITURES	0	(0)	(479)	0	0	0	0	0
OTHER FINANCING SOURCES								
TOTAL OTHER FINANCING SOURCES	0	0	0	0	0	0	0	0
OTHER FINANCING USES								
TOTAL OTHER FINANCING USES	0	0	0	0	0	0	0	0
REVENUES & OTHER SOURCES OVER/ (UNDER) EXPENDITURES & OTHER USES	0	(0)	(479)	0	0	0	0	0

APPROVED BUDGET
AS OF: SEPTEMBER 30TH, 2013

50 -PCT#1 EQUIPMENT REPLACMNT APPROVED 9/16/2013
REVENUES

	2010-2011 ACTUAL	2011-2012 ACTUAL	2012-2013 CURRENT BUDGET	2012-2013 Y-T-D ACTUAL	2012-2013 PROJECTED YEAR END	2013-2014 DEPARTMENT REQUESTED	2013-2014 COMM COURT RECOMMENDED	2013-2014 APPROVED BUDGET
MISCELLANEOUS REVENUE								
50-360-3600 INTEREST	(10)	0	0	0	0	0	0	0
50-364-3640 SALE OF FIXED ASSETS	0	0	0	0	0	0	250	250
TOTAL MISCELLANEOUS REVENUE	(10)	0	0	0	0	0	250	250
TOTAL REVENUES	(10)	0	0	0	0	0	250	250

APPROVED BUDGET
AS OF: SEPTEMBER 30TH, 2013

50 -PCT#1 EQUIPMENT REPLACMNT APPROVED 9/16/2013
R & B # 1
EXPENDITURES

	2010-2011 ACTUAL	2011-2012 ACTUAL	2012-2013 CURRENT BUDGET	2012-2013 Y-T-D ACTUAL	2012-2013 PROJECTED YEAR END	2013-2014 DEPARTMENT REQUESTED	2013-2014 COMM COURT RECOMMENDED	2013-2014 APPROVED BUDGET
CAPITAL OUTLAY								
50-611-5500 CAPITAL OUTLAY	0	0	0	0	0	0	0	0
TOTAL CAPITAL OUTLAY	0	0	0	0	0	0	0	0
TOTAL R & B # 1	0	0	0	0	0	0	0	0

APPROVED BUDGET
AS OF: SEPTEMBER 30TH, 2013

50 -PCT#1 EQUIPMENT REPLACMNT APPROVED 9/16/2013
DEBT SERVICE
EXPENDITURES

	2010-2011 ACTUAL	2011-2012 ACTUAL	2012-2013 CURRENT BUDGET	2012-2013 Y-T-D ACTUAL	2012-2013 PROJECTED YEAR END	2013-2014 DEPARTMENT REQUESTED	2013-2014 COMM COURT RECOMMENDED	2013-2014 APPROVED BUDGET
DEBT SERVICE								
50-680-6300 PRINCIPAL, OTHER INDEBTEDNESS	19,990	20,000	20,000	20,000	20,000	20,000	20,000	20,000
TOTAL DEBT SERVICE	19,990	20,000	20,000	20,000	20,000	20,000	20,000	20,000
TOTAL DEBT SERVICE	19,990	20,000	20,000	20,000	20,000	20,000	20,000	20,000
TOTAL EXPENDITURES	19,990	20,000	20,000	20,000	20,000	20,000	20,000	20,000
REVENUE OVER/(UNDER) EXPENDITURES	(20,000)	(20,000)	(20,000)	(20,000)	(20,000)	(20,000)	(19,750)	(19,750)
OTHER FINANCING SOURCES								
50-390-3910 TRANSFER FROM GENERAL	20,000	20,000	20,000	20,000	20,000	20,000	20,000	20,000
TOTAL OTHER FINANCING SOURCES	20,000	20,000	20,000	20,000	20,000	20,000	20,000	20,000
OTHER FINANCING USES								
TOTAL OTHER FINANCING USES	0	0	0	0	0	0	0	0
REVENUES & OTHER SOURCES OVER/ (UNDER) EXPENDITURES & OTHER USES	(0)	0	0	0	0	0	250	250

APPROVED BUDGET
AS OF: SEPTEMBER 30TH, 2013

51 -PCT#2 EQUIPMENT REPLACMNT APPROVED 9/16/2013
REVENUES

	2010-2011 ACTUAL	2011-2012 ACTUAL	2012-2013 CURRENT BUDGET	2012-2013 Y-T-D ACTUAL	2012-2013 PROJECTED YEAR END	2013-2014 DEPARTMENT REQUESTED	2013-2014 COMM COURT RECOMMENDED	2013-2014 APPROVED BUDGET
MISCELLANEOUS REVENUE								
51-360-3600 INTEREST	187	146	100	18	18	20	20	20
51-364-3640 SALE OF FIXED ASSETS	0	0	0	0	0	500	500	500
TOTAL MISCELLANEOUS REVENUE	187	146	100	18	18	520	520	520
TOTAL REVENUES	187	146	100	18	18	520	520	520

APPROVED BUDGET
AS OF: SEPTEMBER 30TH, 2013

51 -PCT#2 EQUIPMENT REPLACMNT APPROVED 9/16/2013
R & B # 2
EXPENDITURES

				(---------- 2012-2013 ----------)			(---------- 2013-2014 ----------)		
		2010-2011 ACTUAL	2011-2012 ACTUAL	CURRENT BUDGET	Y-T-D ACTUAL	PROJECTED YEAR END	DEPARTMENT REQUESTED	COMM COURT RECOMMENDED	APPROVED BUDGET
CAPITAL OUTLAY									
51-612-5500 CAPITAL OUTLAY		46,000	29,400	42,871	42,798	42,798	20,520	20,520	20,520
NOT SPECIFIED	1 20,520.00							20,520	
TOTAL CAPITAL OUTLAY		46,000	29,400	42,871	42,798	42,798	20,520	20,520	20,520
TOTAL R & B # 2		46,000	29,400	42,871	42,798	42,798	20,520	20,520	20,520

APPROVED BUDGET
AS OF: SEPTEMBER 30TH, 2013

51 -PCT#2 EQUIPMENT REPLACMNT APPROVED 9/16/2013
DEBT SERVICE
EXPENDITURES

	2010-2011 ACTUAL	2011-2012 ACTUAL	2012-2013 CURRENT BUDGET	2012-2013 Y-T-D ACTUAL	2012-2013 PROJECTED YEAR END	2013-2014 DEPARTMENT REQUESTED	2013-2014 COMM COURT RECOMMENDED	2013-2014 APPROVED BUDGET
DEBT SERVICE								
51-680-6300 PRINCIPAL, OTHER INDEBTEDNESS	0	0	0	0	0	0	0	0
TOTAL DEBT SERVICE	0	0	0	0	0	0	0	0
TOTAL DEBT SERVICE	0	0	0	0	0	0	0	0
TOTAL EXPENDITURES	46,000	29,400	42,871	42,798	42,798	20,520	20,520	20,520
REVENUE OVER/(UNDER) EXPENDITURES	(45,813)	(29,254)	(42,771)	(42,780)	(42,780)	(20,000)	(20,000)	(20,000)
OTHER FINANCING SOURCES								
51-390-3910 TRANSFER FROM GENERAL	20,000	20,000	20,000	20,000	20,000	20,000	20,000	20,000
51-390-3942 TRS FROM R & B #2	27,716	10,000	0	0	0	0	0	0
TOTAL OTHER FINANCING SOURCES	47,716	30,000	20,000	20,000	20,000	20,000	20,000	20,000
OTHER FINANCING USES								
TOTAL OTHER FINANCING USES	0	0	0	0	0	0	0	0
REVENUES & OTHER SOURCES OVER/ (UNDER) EXPENDITURES & OTHER USES	1,903	746	(22,771)	(22,780)	(22,780)	0	0	0

APPROVED BUDGET
AS OF: SEPTEMBER 30TH, 2013

52 -PCT#3 EQUIPMENT REPLACMNT APPROVED 9/16/2013
REVENUES

	2010-2011 ACTUAL	2011-2012 ACTUAL	2012-2013 CURRENT BUDGET	2012-2013 Y-T-D ACTUAL	2012-2013 PROJECTED YEAR END	2013-2014 DEPARTMENT REQUESTED	2013-2014 COMM COURT RECOMMENDED	2013-2014 APPROVED BUDGET
MISCELLANEOUS REVENUE								
52-360-3600 INTEREST	39	191	100	115	122	91	0	0
52-364-3640 SALE OF FIXED ASSETS	0	4,007	100	0	0	100	0	0
TOTAL MISCELLANEOUS REVENUE	39	4,198	200	115	122	191	0	0
TOTAL REVENUES	39	4,198	200	115	122	191	0	0

APPROVED BUDGET
AS OF: SEPTEMBER 30TH, 2013

52 -PCT#3 EQUIPMENT REPLACMNT APPROVED 9/16/2013
R & B # 3
EXPENDITURES

			2010-2011 ACTUAL	2011-2012 ACTUAL	2012-2013 CURRENT BUDGET	2012-2013 Y-T-D ACTUAL	2012-2013 PROJECTED YEAR END	2013-2014 DEPARTMENT REQUESTED	2013-2014 COMM COURT RECOMMENDED	2013-2014 APPROVED BUDGET
CAPITAL OUTLAY										
52-613-5500 CAPITAL OUTLAY			0	20,250	35,846	80,990	35,779	185,000	0	0
TRACTOR (REPLACE)	2	0.00							0	
LOADER (REPLACE)	1	0.00							0	
TOTAL CAPITAL OUTLAY			0	20,250	35,846	80,990	35,779	185,000	0	0
TOTAL R & B # 3			0	20,250	35,846	80,990	35,779	185,000	0	0

APPROVED BUDGET
AS OF: SEPTEMBER 30TH, 2013

52 -PCT#3 EQUIPMENT REPLACMNT APPROVED 9/16/2013
DEBT SERVICE
EXPENDITURES

	2010-2011 ACTUAL	2011-2012 ACTUAL	2012-2013 CURRENT BUDGET	2012-2013 Y-T-D ACTUAL	2012-2013 PROJECTED YEAR END	2013-2014 DEPARTMENT REQUESTED	2013-2014 COMM COURT RECOMMENDED	2013-2014 APPROVED BUDGET
DEBT SERVICE								
52-680-6300 PRINCIPAL, OTHER INDEBTEDNESS	228	99	0	0	0	0	20,000	20,000
TOTAL DEBT SERVICE	228	99	0	0	0	0	20,000	20,000
TOTAL DEBT SERVICE	228	99	0	0	0	0	20,000	20,000
TOTAL EXPENDITURES	228	20,349	35,846	80,990	35,779	185,000	20,000	20,000
REVENUE OVER/(UNDER) EXPENDITURES	(189)	(16,151)	(35,646)	(80,875)	(35,657)	(184,809)	(20,000)	(20,000)
OTHER FINANCING SOURCES								
52-390-3910 TRANSFER FROM GENERAL	20,000	20,000	20,000	20,000	20,000	185,000	20,000	20,000
52-390-3943 TRS FROM R & B #3	21,997	0	0	0	0	0	0	0
TOTAL OTHER FINANCING SOURCES	41,997	20,000	20,000	20,000	20,000	185,000	20,000	20,000
OTHER FINANCING USES								
TOTAL OTHER FINANCING USES	0	0	0	0	0	0	0	0
REVENUES & OTHER SOURCES OVER/ (UNDER) EXPENDITURES & OTHER USES	41,808	3,849	(15,646)	(60,875)	(15,657)	191	0	0

APPROVED BUDGET
AS OF: SEPTEMBER 30TH, 2013

53 -PCT#4 EQUIPMENT REPLACMNT APPROVED 9/16/2013
REVENUES

	2010-2011 ACTUAL	2011-2012 ACTUAL	2012-2013 CURRENT BUDGET	2012-2013 Y-T-D ACTUAL	2012-2013 PROJECTED YEAR END	2013-2014 DEPARTMENT REQUESTED	2013-2014 COMM COURT RECOMMENDED	2013-2014 APPROVED BUDGET
MISCELLANEOUS REVENUE								
53-360-3600 INTEREST	201	548	250	378	391	250	200	200
53-364-3640 SALE OF FIXED ASSETS	30,000	0	0	0	0	0	0	0
TOTAL MISCELLANEOUS REVENUE	30,201	548	250	378	391	250	200	200
TOTAL REVENUES	30,201	548	250	378	391	250	200	200

APPROVED BUDGET
AS OF: SEPTEMBER 30TH, 2013

53 -PCT#4 EQUIPMENT REPLACMNT APPROVED 9/16/2013
R & B # 4
EXPENDITURES

			2010-2011 ACTUAL	2011-2012 ACTUAL	2012-2013 CURRENT BUDGET	2012-2013 Y-T-D ACTUAL	2012-2013 PROJECTED YEAR END	2013-2014 DEPARTMENT REQUESTED	2013-2014 COMM COURT RECOMMENDED	2013-2014 APPROVED BUDGET
CAPITAL OUTLAY										
53-614-5500 CAPITAL OUTLAY			206,000	630	98,545	23,000	48,000	76,000	70,898	70,898
PICKUP 1/2T TO REPLACE	1	0.00							0	
W/ 206,000 MILES - FY 1	1	0.00							0	
TRUCK, PATCHING-OLD HI	1	28,000.00							28,000	
TRUCK, WATER - TO REPLA	1	22,000.00							22,000	
NOT SPECIFIED	1	20,898.00							20,898	
TOTAL CAPITAL OUTLAY			206,000	630	98,545	23,000	48,000	76,000	70,898	70,898
TOTAL R & B # 4			206,000	630	98,545	23,000	48,000	76,000	70,898	70,898
TOTAL EXPENDITURES			206,000	630	98,545	23,000	48,000	76,000	70,898	70,898
REVENUE OVER/(UNDER) EXPENDITURES			(175,799)	(82)	(98,295)	(22,622)	(47,609)	(75,750)	(70,698)	(70,698)
OTHER FINANCING SOURCES										
53-390-3910 TRANSFER FROM GENERAL			20,000	20,000	20,000	20,000	20,000	20,000	20,000	20,000
53-390-3944 TRS FROM R & B #4			206,000	0	0	0	0	0	0	0
TOTAL OTHER FINANCING SOURCES			226,000	20,000	20,000	20,000	20,000	20,000	20,000	20,000
OTHER FINANCING USES										
TOTAL OTHER FINANCING USES			0	0	0	0	0	0	0	0
REVENUES & OTHER SOURCES OVER/ (UNDER) EXPENDITURES & OTHER USES			50,201	19,918	(78,295)	(2,622)	(27,609)	(55,750)	(50,698)	(50,698)

APPROVED BUDGET
AS OF: SEPTEMBER 30TH, 2013

55 -CONSTRUCTION GRANTS APPROVED 9/16/2013
REVENUES

	2010-2011 ACTUAL	2011-2012 ACTUAL	2012-2013 CURRENT BUDGET	2012-2013 Y-T-D ACTUAL	2012-2013 PROJECTED YEAR END	2013-2014 DEPARTMENT REQUESTED	2013-2014 COMM COURT RECOMMENDED	2013-2014 APPROVED BUDGET
INTERGOVERNMENTAL REV.								
55-333-3210 GRANT RECEIPTS	748,038	342,678	0	0	0	0	0	0
55-333-3245 DIASTER MITIGATION GRANT	0	786,649	933,523	761,504	933,523	0	172,017	172,017
TOTAL INTERGOVERNMENTAL REV.	748,038	1,129,327	933,523	761,504	933,523	0	172,017	172,017
TOTAL REVENUES	748,038	1,129,327	933,523	761,504	933,523	0	172,017	172,017

APPROVED BUDGET
AS OF: SEPTEMBER 30TH, 2013

55 -CONSTRUCTION GRANTS APPROVED 9/16/2013
PERMENANT IMPROVEMENT
EXPENDITURES

	2010-2011 ACTUAL	2011-2012 ACTUAL	2012-2013 CURRENT BUDGET	2012-2013 Y-T-D ACTUAL	2012-2013 PROJECTED YEAR END	2013-2014 DEPARTMENT REQUESTED	2013-2014 COMM COURT RECOMMENDED	2013-2014 APPROVED BUDGET
CAPITAL OUTLAY								
55-516-5500 CAPITAL OUTLAY	0	786,649	933,523	761,504	933,523	0	172,017	172,017
TOTAL CAPITAL OUTLAY	0	786,649	933,523	761,504	933,523	0	172,017	172,017
TOTAL PERMENANT IMPROVEMENT	0	786,649	933,523	761,504	933,523	0	172,017	172,017

APPROVED BUDGET
AS OF: SEPTEMBER 30TH, 2013

55 -CONSTRUCTION GRANTS APPROVED 9/16/2013
WATER CONTROL DISTRICT
EXPENDITURES

	2010-2011 ACTUAL	2011-2012 ACTUAL	2012-2013 CURRENT BUDGET	2012-2013 Y-T-D ACTUAL	2012-2013 PROJECTED YEAR END	2013-2014 DEPARTMENT REQUESTED	2013-2014 COMM COURT RECOMMENDED	2013-2014 APPROVED BUDGET
OTHER SERVICES & CHARGES								
55-590-4550 PROFESSIONAL FEES	0	0	0	0	0	0	0	0
TOTAL OTHER SERVICES & CHARGES	0	0	0	0	0	0	0	0
CAPITAL OUTLAY								
55-590-5500 CAPITAL OUTLAY	748,038	342,678	0	0	0	0	0	0
TOTAL CAPITAL OUTLAY	748,038	342,678	0	0	0	0	0	0
TOTAL WATER CONTROL DISTRICT	748,038	342,678	0	0	0	0	0	0
TOTAL EXPENDITURES	748,038	1,129,327	933,523	761,504	933,523	0	172,017	172,017
REVENUE OVER/(UNDER) EXPENDITURES	0	0	0	0	0	0	0	0
OTHER FINANCING SOURCES								
TOTAL OTHER FINANCING SOURCES	0	0	0	0	0	0	0	0
OTHER FINANCING USES								
TOTAL OTHER FINANCING USES	0	0	0	0	0	0	0	0
REVENUES & OTHER SOURCES OVER/ (UNDER) EXPENDITURES & OTHER USES	0	0	0	0	0	0	0	0

APPROVED BUDGET
AS OF: SEPTEMBER 30TH, 2013

56 -MAURITZ CAMP FUND APPROVED 9/16/2013

REVENUES

	2010-2011 ACTUAL	2011-2012 ACTUAL	2012-2013 CURRENT BUDGET	2012-2013 Y-T-D ACTUAL	2012-2013 PROJECTED YEAR END	2013-2014 DEPARTMENT REQUESTED	2013-2014 COMM COURT RECOMMENDED	2013-2014 APPROVED BUDGET
MISCELLANEOUS REVENUE								
56-360-3600 INTEREST	78	77	50	52	52	40	20	20
56-367-3670 CONTRIBUTIONS & DONATIONS-PRVT	0	0	0	0	0	0	0	0
56-370-3710 MISC REVENUE	927	0	0	0	0	0	0	0
TOTAL MISCELLANEOUS REVENUE	1,005	77	50	52	52	40	20	20
TOTAL REVENUES	1,005	77	50	52	52	40	20	20

APPROVED BUDGET
AS OF: SEPTEMBER 30TH, 2013

56 -MAURITZ CAMP FUND APPROVED 9/16/2013
PARKS
EXPENDITURES

	2010-2011 ACTUAL	2011-2012 ACTUAL	2012-2013 CURRENT BUDGET	2012-2013 Y-T-D ACTUAL	2012-2013 PROJECTED YEAR END	2013-2014 DEPARTMENT REQUESTED	2013-2014 COMM COURT RECOMMENDED	2013-2014 APPROVED BUDGET
OTHER SERVICES & CHARGES								
56-660-4750 REPAIRS & MAINTENANCE	0	0	852	0	0	404	375	375
TOTAL OTHER SERVICES & CHARGES	0	0	852	0	0	404	375	375
CAPITAL OUTLAY								
56-660-5500 CAPITAL OUTLAY	0	0	10,500	0	0	11,000	11,000	11,000
TOTAL CAPITAL OUTLAY	0	0	10,500	0	0	11,000	11,000	11,000
TOTAL PARKS	0	0	11,352	0	0	11,404	11,375	11,375
TOTAL EXPENDITURES	0	0	11,352	0	0	11,404	11,375	11,375
REVENUE OVER/(UNDER) EXPENDITURES	1,005	77	(11,302)	52	52	(11,364)	(11,355)	(11,355)
OTHER FINANCING SOURCES								
TOTAL OTHER FINANCING SOURCES	0	0	0	0	0	0	0	0
OTHER FINANCING USES								
TOTAL OTHER FINANCING USES	0	0	0	0	0	0	0	0
REVENUES & OTHER SOURCES OVER/ (UNDER) EXPENDITURES & OTHER USES	1,005	77	(11,302)	52	52	(11,364)	(11,355)	(11,355)

APPROVED BUDGET
AS OF: SEPTEMBER 30TH, 2013

57 -ABANDONED MOTOR VEHICLE APPROVED 9/16/2013
REVENUES

	2010-2011 ACTUAL	2011-2012 ACTUAL	2012-2013 CURRENT BUDGET	2012-2013 Y-T-D ACTUAL	2012-2013 PROJECTED YEAR END	2013-2014 DEPARTMENT REQUESTED	2013-2014 COMM COURT RECOMMENDED	2013-2014 APPROVED BUDGET
CHARGES FOR SERVICES								
57-342-3426 AMV FEES	2,560	4,883	2,000	4,240	5,205	2,000	5,205	5,205
TOTAL CHARGES FOR SERVICES	2,560	4,883	2,000	4,240	5,205	2,000	5,205	5,205
MISCELLANEOUS REVENUE								
57-360-3600 INTEREST	(0)	86	0	58	0	0	0	0
57-370-3710 MISC REVENUE	32,035	0	10,000	19,475	24,475	15,000	15,000	15,000
TOTAL MISCELLANEOUS REVENUE	32,035	86	10,000	19,533	24,475	15,000	15,000	15,000
TOTAL REVENUES	34,595	4,969	12,000	23,773	29,680	17,000	20,205	20,205

APPROVED BUDGET
AS OF: SEPTEMBER 30TH, 2013

57 -ABANDONED MOTOR VEHICLE APPROVED 9/16/2013
AMV - LAW ENFORCEMENT
EXPENDITURES

	2010-2011 ACTUAL	2011-2012 ACTUAL	2012-2013 CURRENT BUDGET	2012-2013 Y-T-D ACTUAL	2012-2013 PROJECTED YEAR END	2013-2014 DEPARTMENT REQUESTED	2013-2014 COMM COURT RECOMMENDED	2013-2014 APPROVED BUDGET
OTHER SERVICES & CHARGES								
57-564-4620 COMMUNICATIONS	3,787	5,791	6,100	4,158	4,171	6,100	6,100	6,100
57-564-4950 UNCLASSIFIED	9,752	7,904	16,186	1,807	3,152	23,115	42,000	42,000
TOTAL OTHER SERVICES & CHARGES	13,540	13,695	22,286	5,964	7,323	29,215	48,100	48,100
CAPITAL OUTLAY								
57-564-5500 AMV - CAPITAL OUTLAY	1,214	0	0	0	0	0	6,500	6,500
FENCE AROUND COMM TOWER 1 6,500.00							6,500	
TOTAL CAPITAL OUTLAY	1,214	0	0	0	0	0	6,500	6,500
TOTAL AMV - LAW ENFORCEMENT	14,754	13,695	22,286	5,964	7,323	29,215	54,600	54,600
TOTAL EXPENDITURES	14,754	13,695	22,286	5,964	7,323	29,215	54,600	54,600
REVENUE OVER/(UNDER) EXPENDITURES	19,841	(8,727)	(10,286)	17,809	22,357	(12,215)	(34,395)	(34,395)
OTHER FINANCING SOURCES								
TOTAL OTHER FINANCING SOURCES	0	0	0	0	0	0	0	0
OTHER FINANCING USES								
57-700-7010 TRANSFER TO GENERAL	3,794	2,929	0	0	0	0	0	0
TOTAL OTHER FINANCING USES	3,794	2,929	0	0	0	0	0	0
REVENUES & OTHER SOURCES OVER/ (UNDER) EXPENDITURES & OTHER USES	16,047	(11,656)	(10,286)	17,809	22,357	(12,215)	(34,395)	(34,395)

APPROVED BUDGET
AS OF: SEPTEMBER 30TH, 2013

72 -COASTAL IMPCT ASSISTANCE APPROVED 9/16/2013

REVENUES

	2010-2011 ACTUAL	2011-2012 ACTUAL	2012-2013 CURRENT BUDGET	2012-2013 Y-T-D ACTUAL	2012-2013 PROJECTED YEAR END	2013-2014 DEPARTMENT REQUESTED	2013-2014 COMM COURT RECOMMENDED	2013-2014 APPROVED BUDGET
INTERGOVERNMENTAL REV.								
72-330-3107 CIAP GRANT	0	239,218	1,007,396	164,898	171,368	794,770	765,299	765,299
72-331-3170 GOMESA	527	190	0	190	190	100	100	100
TOTAL INTERGOVERNMENTAL REV.	527	239,408	1,007,396	165,088	171,558	794,870	765,399	765,399
MISCELLANEOUS REVENUE								
72-360-3600 INTEREST	0	0	0	0	0	0	0	0
TOTAL MISCELLANEOUS REVENUE	0	0	0	0	0	0	0	0
TOTAL REVENUES	527	239,408	1,007,396	165,088	171,558	794,870	765,399	765,399

APPROVED BUDGET
AS OF: SEPTEMBER 30TH, 2013

72 -COASTAL IMPCT ASSISTANCE APPROVED 9/16/2013
PARKS
EXPENDITURES

	2010-2011 ACTUAL	2011-2012 ACTUAL	2012-2013 CURRENT BUDGET	2012-2013 Y-T-D ACTUAL	2012-2013 PROJECTED YEAR END	2013-2014 DEPARTMENT REQUESTED	2013-2014 COMM COURT RECOMMENDED	2013-2014 APPROVED BUDGET
OTHER SERVICES & CHARGES								
72-660-4557 ADMINISTRATIVE COSTS	987	8,330	32,970	5,762	5,052	18,431	15,166	15,166
72-660-4558 ADMINISTRATIVE COST - CARANCAH	0	0	5,000	5,422	6,587	5,000	7,418	7,418
72-660-4559 ADMINISTRATIVE - MAURITZ	0	0	901	0	0	0	5,000	5,000
TOTAL OTHER SERVICES & CHARGES	987	8,330	38,871	11,184	11,639	23,431	27,584	27,584
CAPITAL OUTLAY								
72-660-5500 CAPITAL OUTLAY	4,000	225,900	690,373	150,214	154,729	777,187	457,814	457,814
72-660-5520 CAPITAL OUTLAY - TPWD	0	0	0	13,938	13,938	0	0	0
72-660-5521 CAPITAL OUTLAY - MAURITZ	0	0	284,000	3,500	5,000	0	289,684	289,684
TOTAL CAPITAL OUTLAY	4,000	225,900	974,373	167,652	173,667	777,187	747,498	747,498
TOTAL PARKS	4,987	234,230	1,013,244	178,836	185,306	800,618	775,082	775,082
TOTAL EXPENDITURES	4,987	234,230	1,013,244	178,836	185,306	800,618	775,082	775,082
REVENUE OVER/(UNDER) EXPENDITURES	(4,460)	5,178	(5,848)	(13,747)	(13,748)	(5,748)	(9,683)	(9,683)
OTHER FINANCING SOURCES								
TOTAL OTHER FINANCING SOURCES	0	0	0	0	0	0	0	0
OTHER FINANCING USES								
TOTAL OTHER FINANCING USES	0	0	0	0	0	0	0	0
REVENUES & OTHER SOURCES OVER/ (UNDER) EXPENDITURES & OTHER USES	(4,460)	5,178	(5,848)	(13,747)	(13,748)	(5,748)	(9,683)	(9,683)

APPROVED BUDGET
AS OF: SEPTEMBER 30TH, 2013

80 -AIRPORT APPROVED 9/16/2013
REVENUES

	2010-2011 ACTUAL	2011-2012 ACTUAL	2012-2013 CURRENT BUDGET	2012-2013 Y-T-D ACTUAL	2012-2013 PROJECTED YEAR END	2013-2014 DEPARTMENT REQUESTED	2013-2014 COMM COURT RECOMMENDED	2013-2014 APPROVED BUDGET
INTERGOVERNMENTAL REV.								
80-334-3360 TXDOT AVIATION	0	0	9,010	11,948	11,948	0	0	0
TOTAL INTERGOVERNMENTAL REV.	0	0	9,010	11,948	11,948	0	0	0
MISCELLANEOUS REVENUE								
80-355-3655 HANGAR RENTALS	17,635	4	0	0	0	0	0	0
80-355-3656 SURFACE LEASE	642	6,100	4,650	2,650	4,650	4,650	4,650	4,650
80-360-3600 INTEREST	53	308	50	(45)	(41)	50	50	50
80-370-3710 MISC REVENUE	0	0	8,760	8,760	8,760	0	0	0
80-370-3750 FUEL SALES	24,758	5,270	0	0	0	0	0	0
TOTAL MISCELLANEOUS REVENUE	43,088	11,682	13,460	11,365	13,369	4,700	4,700	4,700
TOTAL REVENUES	43,088	11,682	22,470	23,313	25,317	4,700	4,700	4,700

APPROVED BUDGET
AS OF: SEPTEMBER 30TH, 2013

80 -AIRPORT APPROVED 9/16/2013
AIRPORT
EXPENDITURES

	2010-2011 ACTUAL	2011-2012 ACTUAL	2012-2013 CURRENT BUDGET	2012-2013 Y-T-D ACTUAL	2012-2013 PROJECTED YEAR END	2013-2014 DEPARTMENT REQUESTED	2013-2014 COMM COURT RECOMMENDED	2013-2014 APPROVED BUDGET
SUPPLIES								
80-620-4310 OFFICE SUPPLIES & EXPENSES	1,543	294	250	211	211	0	0	0
80-620-4360 FUEL	23,691	0	0	0	0	0	0	0
80-620-4375 PARTS, SUPPLIES, REPAIRS	3,699	15	1,361	648	2,148	1,300	6,300	6,300
TOTAL SUPPLIES	28,933	309	1,611	858	2,359	1,300	6,300	6,300
OTHER SERVICES & CHARGES								
80-620-4500 CONTRACT SERVICES	0	1,630	0	0	0	0	0	0
80-620-4620 COMMUNICATIONS	847	215	0	0	0	0	0	0
80-620-4710 INSURANCE/BONDS	1,945	2,001	2,100	1,804	1,805	2,100	2,100	2,100
80-620-4740 UTILITIES	2,925	594	0	0	0	0	0	0
80-620-4762 TXDOT	0	0	0	0	0	0	0	0
80-620-4950 UNCLASSIFIED	4,204	4,516	5,000	4,467	4,467	5,000	5,000	5,000
TOTAL OTHER SERVICES & CHARGES	9,922	8,957	7,100	6,272	6,272	7,100	7,100	7,100
CAPITAL OUTLAY								
80-620-5500 CAPITAL OUTLAY	11,382	5,875	126,075	102,410	102,410	0	0	0
TOTAL CAPITAL OUTLAY	11,382	5,875	126,075	102,410	102,410	0	0	0
TOTAL AIRPORT	50,237	15,141	134,785	109,539	111,041	8,400	13,400	13,400
TOTAL EXPENDITURES	50,237	15,141	134,785	109,539	111,041	8,400	13,400	13,400
REVENUE OVER/(UNDER) EXPENDITURES	(7,149)	(3,458)	(112,315)	(86,226)	(85,724)	(3,700)	(8,700)	(8,700)
OTHER FINANCING SOURCES								
80-390-3910 TRANSFER FROM GENERAL	0	34,727	61,336	61,336	61,336	0	0	0
TOTAL OTHER FINANCING SOURCES	0	34,727	61,336	61,336	61,336	0	0	0
OTHER FINANCING USES								
TOTAL OTHER FINANCING USES	0	0	0	0	0	0	0	0
REVENUES & OTHER SOURCES OVER/ (UNDER) EXPENDITURES & OTHER USES	(7,149)	31,269	(50,979)	(24,890)	(24,388)	(3,700)	(8,700)	(8,700)

APPROVED BUDGET
AS OF: SEPTEMBER 30TH, 2013

81 -JAIL COMMISSARY APPROVED 9/16/2013

REVENUES

	2010-2011 ACTUAL	2011-2012 ACTUAL	2012-2013 CURRENT BUDGET	2012-2013 Y-T-D ACTUAL	2012-2013 PROJECTED YEAR END	2013-2014 DEPARTMENT REQUESTED	2013-2014 COMM COURT RECOMMENDED	2013-2014 APPROVED BUDGET
CHARGES FOR SERVICES								
81-342-3427 RECEIPTS FROM INMATES	6,627	10,897	10,000	8,082	8,082	10,000	8,500	8,500
TOTAL CHARGES FOR SERVICES	6,627	10,897	10,000	8,082	8,082	10,000	8,500	8,500
MISCELLANEOUS REVENUE								
81-360-3600 INTEREST	5	(4)	4	12	13	4	4	4
81-370-3710 MISC REVENUE	0	0	0	0	0	0	0	0
TOTAL MISCELLANEOUS REVENUE	5	(4)	4	12	13	4	4	4
TOTAL REVENUES	6,633	10,892	10,004	8,094	8,095	10,004	8,504	8,504

APPROVED BUDGET
AS OF: SEPTEMBER 30TH, 2013

81 -JAIL COMMISSARY APPROVED 9/16/2013
COMMISSARY EXPENSE
EXPENDITURES

	2010-2011 ACTUAL	2011-2012 ACTUAL	2012-2013 CURRENT BUDGET	2012-2013 Y-T-D ACTUAL	2012-2013 PROJECTED YEAR END	2013-2014 DEPARTMENT REQUESTED	2013-2014 COMM COURT RECOMMENDED	2013-2014 APPROVED BUDGET
SALARIES								
81-565-4183 SALARY, CORRECTION OFF, PT/TIM	0	0	0	0	0	0	0	0
TOTAL SALARIES	0	0	0	0	0	0	0	0
FRINGE BENEFITS								
81-565-4201 FRG BENE, SOC SEC TAXES	0	0	0	0	0	0	0	0
81-565-4203 FRG BENE, RETIREMENT	0	0	0	0	0	0	0	0
81-565-4204 FRG BENE, WORK COMP	0	0	0	0	0	0	0	0
81-565-4206 FRG BENE, UNEMPLOYMENT COMP	0	0	0	0	0	0	0	0
TOTAL FRINGE BENEFITS	0	0	0	0	0	0	0	0
SUPPLIES								
81-565-4420 INMATE CLOTHING,SHEETS,LINENS	1,654	1,380	1,700	847	950	1,700	5,200	5,200
81-565-4421 INMATE, SUPPLIES	6,569	7,773	9,000	6,627	7,200	2,400	5,500	5,500
TOTAL SUPPLIES	8,223	9,153	10,700	7,474	8,150	4,100	10,700	10,700
OTHER SERVICES & CHARGES								
81-565-4950 UNCLASSIFIED	262	0	2,892	0	0	100	100	100
TOTAL OTHER SERVICES & CHARGES	262	0	2,892	0	0	100	100	100
CAPITAL OUTLAY								
81-565-5500 CAPITAL OUTLAY	0	0	0	0	0	0	0	0
TOTAL CAPITAL OUTLAY	0	0	0	0	0	0	0	0
TOTAL COMMISSARY EXPENSE	8,485	9,153	13,592	7,474	8,150	4,200	10,800	10,800
TOTAL EXPENDITURES	8,485	9,153	13,592	7,474	8,150	4,200	10,800	10,800
REVENUE OVER/(UNDER) EXPENDITURES	(1,852)	1,740	(3,588)	620	(55)	5,804	(2,296)	(2,296)
OTHER FINANCING SOURCES								
TOTAL OTHER FINANCING SOURCES	0	0	0	0	0	0	0	0
OTHER FINANCING USES								
81-700-7010 TRS TO GENERAL	0	0	0	0	0	0	0	0
TOTAL OTHER FINANCING USES	0	0	0	0	0	0	0	0
REVENUES & OTHER SOURCES OVER/ (UNDER) EXPENDITURES & OTHER USES	(1,852)	1,740	(3,588)	620	(55)	5,804	(2,296)	(2,296)

APPROVED BUDGET
AS OF: SEPTEMBER 30TH, 2013

92 -CNTYWIDE DRAINAGE DIST APPROVED 9/16/2013

REVENUES

	2010-2011 ACTUAL	2011-2012 ACTUAL	2012-2013 CURRENT BUDGET	2012-2013 Y-T-D ACTUAL	2012-2013 PROJECTED YEAR END	2013-2014 DEPARTMENT REQUESTED	2013-2014 COMM COURT RECOMMENDED	2013-2014 APPROVED BUDGET
TAXES								
92-310-3010 CURRENT TAXES	1,059,115	1,078,684	1,089,637	1,091,123	1,089,637	0	1,076,320	1,076,320
92-310-3030 VEHICLE INVENTORY TAXES	0	1,020	100	1,319	100	0	100	100
92-310-3040 PENALTY & INT ON DELINQ TAXES	0	0	0	0	0	0	0	0
TOTAL TAXES	1,059,115	1,079,704	1,089,737	1,092,442	1,089,737	0	1,076,420	1,076,420
TOTAL REVENUES	1,059,115	1,079,704	1,089,737	1,092,442	1,089,737	0	1,076,420	1,076,420

APPROVED BUDGET
AS OF: SEPTEMBER 30TH, 2013

92 -CNTYWIDE DRAINAGE DIST APPROVED 9/16/2013
CO-WIDE DRG DIST
EXPENDITURES

	2010-2011 ACTUAL	2011-2012 ACTUAL	2012-2013 CURRENT BUDGET	2012-2013 Y-T-D ACTUAL	2012-2013 PROJECTED YEAR END	2013-2014 DEPARTMENT REQUESTED	2013-2014 COMM COURT RECOMMENDED	2013-2014 APPROVED BUDGET
OTHER SERVICES & CHARGES								
92-690-4860 TAXES DUE, CO WIDE DRG DISTRIC	1,059,115	1,079,704	1,089,737	1,087,244	1,089,737	0	1,076,420	1,076,420
TOTAL OTHER SERVICES & CHARGES	1,059,115	1,079,704	1,089,737	1,087,244	1,089,737	0	1,076,420	1,076,420
TOTAL CO-WIDE DRG DIST	1,059,115	1,079,704	1,089,737	1,087,244	1,089,737	0	1,076,420	1,076,420
TOTAL EXPENDITURES	1,059,115	1,079,704	1,089,737	1,087,244	1,089,737	0	1,076,420	1,076,420
REVENUE OVER/(UNDER) EXPENDITURES	0	0	0	5,198	(0)	0	0	0
OTHER FINANCING SOURCES								
TOTAL OTHER FINANCING SOURCES	0	0	0	0	0	0	0	0
OTHER FINANCING USES								
TOTAL OTHER FINANCING USES	0	0	0	0	0	0	0	0
REVENUES & OTHER SOURCES OVER/ (UNDER) EXPENDITURES & OTHER USES	0	0	0	5,198	(0)	0	0	0

COUNTY OF JACKSON, TEXAS
2014 BUDGET

CAPITAL OUTLAY

CAPITAL EXPENDITURES BUDGET - 2014 FISCAL YEAR
COUNTY OF JACKSON, TEXAS

COUNTY OF JACKSON, TEXAS

F U	N D	DEPT	ITEM	DESCRIPTION/JUSTIFICATION	REQUESTED	APPROVED	PRIORITY
10	400	Judge	Computer	Computer for Judge	$1,800	$1,600	High
		Judge Total			$1,800	$1,600	
10	403	County Clerk	Computers	Computer for Deputies (2 at $1600 ea)	$2,700	$3,200	High
		County Clerk Total			$2,700	$3,200	
10	406	Emergency Management	Computer	Replace computer transferred from another department (grant covers $1204)	$1,354	$1,354	High
			Laptops	Laptops for evacuations & other Emergency Mgt issues (grant covers $2720)	$3,020	$3,020	High
		Emergency Management Total			$4,374	$4,374	
10	409	Non-Departmental	Network Switches	Network switches for the Service Building Currently 100 need 1 gig. (2 at $700 ea) (replaced Courthouse 5/2010)			FY13
10	409	Non-Departmental	Law Library Improvement	Hartnet Grant (carryover)	$2,217	$2,172	
		Non-Departmental Total			$2,217	$2,172	
10	437	Criminal District Attorney	Computers	Replace 2 computers over 6 yrs old (no monitors) & 1 computer with issues (with monitor)	$5,400	$4,400	High
			Software	Case Management Computer Software - est	$25,000	$25,000	
		Criminal District Attorney			$30,400	$29,400	
10	455	Justice of the Peace 1	Software Upgrade	Upgrade Justice Court Software	$7,500	$7,500	High
			Computer	Replace laptop purchased in 2006 with desktop	$1,800	$1,600	
		Justice of the Peace 1			$9,300	$9,100	
10	495	Auditor	Computer	Replace per schedule. Includes $150 Set up	$1,600	$1,400	Medium
			Tape Backup System	Tape Backup System, current system too small (Auditor/Treasuer)	$1,763	$1,763	High
10	495	Auditor	Server	Server for Incode Financials purchased in 2007 (Auditor/Treasurer)	$8,450	$8,450	High
		Auditor Total			$11,813	$11,613	
10	497	Treasurer	Printer	Printer, Laser	$500	$500	Medium
		Treasurer Total			$500	$500	
10	499	Tax Assessor/Collector	Computer	Computers (2)	$1,500	$3,000	High
10	499	Tax Assessor/Collector	Remodel	Remodel to provide individual workstations (price undetermined)			High
		Tax Assessor/Collector Total			$1,500	$3,000	
10	510	Public Facilities	Water Fountain	Serv Bld: Auditorium	$700	$700	High
10	510	Public Facilities	Remodel	Courthouse: Adult Probation		$2,000	High

CAPITAL EXPENDITURES BUDGET - 2014 FISCAL YEAR
COUNTY OF JACKSON, TEXAS

COUNTY OF JACKSON, TEXAS

F U	N D	DEPT	ITEM	DESCRIPTION/JUSTIFICATION	REQUESTED	APPROVED	PRIORITY
		Public Facilities Total			$700	$2,700	
10	545	EMS/Jaws of Life	Truck	Rescue Truck w/ 10' covered Utility Bed; Est $60,000		$0	Medium
10	545	EMS/Jaws of Life	Tools	Hydralic Tools - Replace in 2-3 years Est $45,000	$3,600	$0	Medium
		Jaws of Life Total			$3,600	$0	
10	560	Sheriff	Vehicle	Patrol (High Mileage), Quantity of 1 (includes light bar & cage) Crown Vics no longer made; old light bars/cage will not transfer	$30,685	$30,685	High
10	560	Sheriff	Vehicle	Patrol (High Mileage), Quantity of 1 (includes light bar & cage) Crown Vics no longer made; old light bars/cage will not transfer	$30,685	$30,685	High
10	560	Sheriff	Chairs	Dispatch 24 hour ergonomic chairs, quantity of 2	$2,400	$3,450	Medium
10	560	Sheriff	Laptop	Laptops, quantity of 2 @ $1,350 ea (Curt & Rick)	$3,000	$2,700	Medium
10	560	Sheriff	Copy/Fax	Copy/Fax Machine in Dispatch (cost will be lower on Govt Contract)	$1,200	$500	high
10	560	Sheriff	Fence	Security Fence, 8' w/ barb wire & 10' gate, Communication Tower ***Move to AMV 57-564-5500***	$6,000	$0	
10	560	Sheriff	Vests	Replace Bulletproof Vests per Schedule (applied for 50% Grant)	$3,200	$3,200	High
		Sheriff Total			$77,170	$71,220	
10	561	Jail	Gates	Sally Port Gates (Security Issue)	$40,000	$15,000	High
10	561	Jail	Vehicle	Vehicle, Tranport (High Mileage) Includes lights, cage, decals	$32,100	$32,100	high
10	561	Jail	Shower Rehab	Refurbish Cell 205 Shower Rehab	$4,500	$4,500	High
10	561	Jail	Inmate Items	Replace Inmate Mattresses & Uniforms (not capital) ***Move to Inmate Commissary 81-565-4420***	$3,800	$0	High
10	561	Jail	Taser	Tasers, quantity of 2 @ $1,125 ***Purchase one out of Security FY13***	$2,250	$1,125	High
10	561	Jail	Air Conditioner	Air Conditioner, Outside Unit not colling	$2,000	$2,000	High
10	561	Jail	Computer	Computer, Booking, no monitor	$1,500	$1,400	High
10	561	Jail	Chains/Irons	Replace Waist Chains & Leg Irons ($1,250 - take out of Security Fund FY 13	$0	$0	FY13
10	561	Jail	Washer/Dryer	Relace Washer (purch 6/2012) & Dryer (purch 7/2012)	$1,100	$1,100	High
10	561	Jail	Radios	Radios, quantity 2 @ $300 & Batteries 6 @ $35 (not captial) ***Purchase one out of Security FY13***	$810	$405	High
10	561	Jail	Food Ports	Food Ports in Cell 109 & 112, currently do not have	$700	$0	

CAPITAL EXPENDITURES BUDGET - 2014 FISCAL YEAR
COUNTY OF JACKSON, TEXAS

COUNTY OF JACKSON, TEXAS

F U	N D	DEPT	ITEM	DESCRIPTION/JUSTIFICATION	REQUESTED	APPROVED	PRIORITY
10	561	Jail	Tires	Truck tires (not capital)	$1,000	$0	Medium
		Jail Total			$89,760	$57,630	
10	578	Adult Probation	Desk	Desk for New Probation Officer (carryover from FY 13)	$1,500	$0	FY13
		Adult Probation Total			$1,500	$0	
10	582	DPS/License & Weight	Road	Road to Scale at Weigh Station - unlevel affecting accuracy of scale by ~ 200 lbs. Pct #1 to Repair		$0	High
		DPS/License & Weight			$0	$0	
10	595	Sanitation	Computer	Computer - experiencing issues - with software	$1,600	$1,600	High
10	595	Sanitation	Truck	Truck, Mack - High mileage & age (1990)			
		Sanitation Total			$1,600	$1,600	
10	650	Library	Computers	Quantity of 4 at $1027.50 ea w/ installation (Approved Plan)	$4,110	$4,110	
		Library Total			$4,110	$4,110	
10	665	Extension	Computer	Replace computer (Thru A&M cost share)	$800	$800	High
		Extension Total			$800	$800	
		GRAND TOTAL		**TOTAL FUND 10**	$243,844	$203,019	

CAPITAL EXPENDITURES BUDGET - 2014 FISCAL YEAR
COUNTY OF JACKSON, TEXAS

COUNTY OF JACKSON, TEXAS

F U	N D	DEPT	ITEM	DESCRIPTION/JUSTIFICATION	REQUESTED	APPROVED	PRIORITY
12	516	Permanent Improvement	Repair Roof &Walls	Justice of Peace Precinct #2 in Ganado, TX	$50,000	$0	FY13
12	516	Permanent Improvement	Land	Courthouse: Purchase Land for Additional Parking	$50,000	$40,000	Low
12	516	Permanent Improvement	Handicap Ramp	Courthouse: Upstairs	$25,000	$50,000	Low
12	516	Permanent Improvement	Mauritz Camp	Wastewater Facilities	$15,000	$15,000	Medium
12	516	Permanent Improvement	Texana Church	Remove, rebuild & paint all shutters. $19070 x 50% - LNRA should complete job this summer FY13			FY13
12	516	Permanent Improvement	Condensor	Courthouse: District Clerk	est	$12,500	Medium
12	516	Permanent Improvement	Heater	Workforce: Gas Heater & Coils	$3,500	$3,500	High
12	516	Permanent Improvement	Roof	Workforce: Replace roof		$8,000	Medium
12	516	Permanent Improvement	Roof	Chamber: Replace roof		$14,000	Medium
12	516	Permanent Improvement	AC Unit	Serv Bld: JP #1/Juvenile Probation			Sch FY13
12	516	Permanent Improvement	AC Unit	Serv Bld: Auditor/Treas/Maintenance			Sch FY13
12	516	Permanent Improvement	AC Unit	Courthouse: Tax Office			Sch FY13
12	516	Permanent Improvement	AC Unit	Justice of Peace Precinct #2 in Ganado, TX	$5,000	$0	FY13
12	516	Permanent Improvement	Internet	Courthouse: Fiber connectivity		$10,000	High
12	516	Permanent Improvement	Sprinkler System	Services Building - from FY13	$5,000	$5,000	High
12	516	Permanent Improvement	Sprinkler System	Museum - from FY13	$5,000	$5,000	High
12	516	Permanent Improvement	Sidewalks	Serv Bld: Front and Street Side - from FY13	$16,902	$16,902	High
12	516	Permanent Improvement	Sidewalks	Serv Bld: Library Front and Side - from FY13	$9,237	$9,237	High
12	516	Permanent Improvement	Sidewalks	Museum - from FY13	$7,554	$7,554	High
		Permanent Improvement Total		*TOTALS NOT ACCURATE/COMPLETE*	$192,193	$196,693	
15	563	Commissary Telephone					
		Commissary Telephone Total			$0	$0	
29	408	Records Management - County Clerk	Software	Court Package including conversion - est	$42,250	$42,250	High
29	408	Records Management - County Clerk	Software	SQL Software for Server and Users (unknow until select the package and know requirements)	unknown		High
29	408	Records Management - County Clerk	Server	Server, SQL for Criminal Package (unknown until know the package and requirments)	unknown		High
		Rec Mgt - County Clerk Total			$42,250	$42,250	
30	408	Records Management - County	Software	Court Package (amount available in fund)	$20,000	$20,000	High
		Rec Mgt - County Total			$20,000	$20,000	

CAPITAL EXPENDITURES BUDGET - 2014 FISCAL YEAR
COUNTY OF JACKSON, TEXAS

COUNTY OF JACKSON, TEXAS

F U	N D	DEPT	ITEM	DESCRIPTION/JUSTIFICATION	REQUESTED	APPROVED	PRIORITY
31	450	Records Management - District Clerk	Software	Court Package including conversion - est Only approx $2,000 available in fund. District Court plans to review software along with other offices.	$42,250		High
		Rec Mgt - County Total			$42,250	$0	
32	697	Security	Not Specified	Not Specified	$10,000	$10,000	Low
		Security Total		Not Specified	$10,000	$10,000	
40	610	Road & Bridge - General	Equipment	Not Specified		$200,000	High
					$0	$200,000	
41	611	Precinct #1	Broom	Self Propelled Broom - $20,000 Less $3,959 to balance fund	$20,000	$16,041	Medium
41	611	Precinct #1	Vehicle	Truck, Crew Cab, Dual Wheeled	$48,000	$48,000	Medium
		Precinct #1 Total			$68,000	$64,041	
42	612	Precinct #2	Vehicle	Truck	$17,000	$17,000	Medium
42	612	Precinct #2	Printer	Printer/Copier (not capital outlay)	$300	$300	Medium
		Precinct #2 Total			$17,300	$17,300	
51	612	Precinct #2 Equipment Replacement	Not Specified	Not Specified	$20,520	$20,520	
		Precinct #2 Equip Replacement			$20,520	$20,520	
52	613	Precinct #3 Equipment	Loader	Loader (Replace)	$65,000	$0	High
52	613	Precinct #3 Equipment Replacement	Tractors	Tractors, quantity of 2 @ $60,000 (Replace 2001)	$120,000	$0	High
		Precinct #3 Equip Replacement		***Limited to fund balance***	$120,000	$0	
53	614	Precinct #4 Equipment Replacement	Patching Truck	Replace Patching Truck; Transfer Old Truck to Service	$28,000	$28,000	High
53	614	Precinct #4 Equipment Replacement	Pickup	Pickup, 1/2T to replace 2002 with over 200,000 miles	$26,000	$0	FY13
53	614	Precinct #4 Equipment	Truck	Water Truck to replace 1982	$22,000	$22,000	Medium
53	614	Precinct #4 Equipment Replacement	Not Specified	Not Specified		$20,898	Low
		Precint #4 Equip Replacement			$76,000	$70,898	
55	516	Construction Grants - TSSI	Gym	EISD Gym/Safe Room through HMGP			Grant
		Construction Grants Total			$0	$0	
56	660	Mauritz Camp	Improvements	Water/Sewer Improvements	$11,000	$11,000	High
		Mauritz Camp Total			$11,000	$11,000	

CAPITAL EXPENDITURES BUDGET - 2014 FISCAL YEAR
COUNTY OF JACKSON, TEXAS

COUNTY OF JACKSON, TEXAS

F U	N D	DEPT	ITEM	DESCRIPTION/JUSTIFICATION	REQUESTED	APPROVED	PRIORITY
57	564	Abandoned Motor Vehicle	Fence	Security Fence, 8' w/ barb wire & 10' gate, Communication Tower ***Move from General***		$6,500	High
		Abandoned Motor Vehicle Total			$0	$6,500	
72	660	Coastal Impact Assistance	Improvements	Camp Mauritz - Wastewater Improvments	$268,783	$279,901	Grant
72	660	Coastal Impact Assistance	Improvements	Camp Mauritz - Wastewater Improvments (GOMESA)	$5,848	$9,783	
72	660	Coastal Impact Assistance	Breakwater	Carancahua Breakwater	$508,051	$457,814	Grant
72	660	Coastal Impact Assistance	Boat Ramp	Carancahua Boat Ramp - Parks & Wildlife	unknown		Grant
		CIAP Total			$782,682	$747,498	
				GRANT TOTAL - ALL FUNDS	**$1,711,039**	**$1,609,719**	

FU	ND	DEPT	ITEM	DESCRIPTION/JUSTIFICATION	REQUESTED	APPROVED	
		Vehicle Inventory Tax	Miscellaneous		$500	$500	
		Vehicle Inventory Tax	Office Equipment	Not Specified	$1,500	$1,500	
				TOTAL - VIT :	**$2,000**	**$2,000**	