

July 23, 2018

*The Honorable Commissioners' Court
Wilson County
Floresville, TX 78114*

Honorable Members of the Court:

In compliance with Article 114.026 of the Local Government Code, and also in compliance with House Bill 2459, Public Funds Investment Act, this monthly report and investment report for the month ending June 30, 2018 is submitted for your review for the recording in the minutes of the court.


The investments have been made in compliance with Wilson County's investment policy. It will be the objective of the county to earn the maximum rate of return allowed on its investments within policies imposed by its safety and liquidity objectives.

In accordance with House Bill 2459, Wilson County has diversified its portfolio. The total balance of all funds is \$13,667,764.12. Wilson County has 0.07% in Cash Management Accounts, 0.05% in Certificates of Deposits, 0.88% in Texpool, and 0.00% in Texas Class. The deposits and withdrawals of the accounts are listed on the following pages.

Investments are made with the intention of holding to maturity, but with the ability to liquidate should funds be needed. Total interest earned for the month ending June 30, 2018 is \$19,670.28. The average rate of return for the month being 1.46%.

It is an honor for me, as your County Treasurer to serve the Court and the citizens as the Certified Investment Officer for Wilson County.

Respectfully Submitted,



*Jay Hartl
Wilson County Treasurer*

ACCOUNT NUMBER AND TITLE	STARTING BALANCE	DEBIT BALANCE	CREDIT BALANCE	ENDING BALANCE
12-010-010 CASH IN BANK GENERAL FUND	3,727,614.89-	1,884,930.70	1,603,657.64	3,446,341.83-
20-010-010 CASH IN BANK LEOSE ACCT	37,069.43	0.00	0.00	37,069.43
21-010-010 R&B #1 CASH IN BANK	539,859.85	65,857.32	130,185.55	475,531.62
22-010-010 R&B #2 CASH IN BANK	864,139.34	183,040.91	141,549.73	905,630.52
23-010-010 R & B #3 CASH IN BANK	476,431.16	32,312.22	123,185.25	385,558.13
24-010-010 R&B #4 CASH IN BANK	638,563.00	61,795.46	83,630.88	616,727.58
25-010-010 TOTAL CASH IN BANK CIVIL FEES REFOR	9,075.99	8,847.32	0.00	17,923.31
26-010-010 CASH COURTHOUSE SECURITY	45,830.02-	167,396.00	22,127.96	99,438.02
33-010-010 E & O CASH IN BANK	7,024.50-	6,350.00	0.00	674.50-
34-010-010 LIBRARY CASH IN BANK	269,972.51	7,439.23	47,468.07	229,943.67
36-010-010 JURY CASH IN BANK	6,604.28-	9,005.00	1,791.37	609.35
37-010-010 CASH IN BANK - STATE COURT COST & F	1,801.49	1,413.44	1,801.49	1,413.44
39-010-010 SUBDIVISION CASH IN BANK	48,143.37	200.00	605.00	47,738.37
40-010-010 RECORDING FEE CASH N BANK	678,172.98	20,140.75	7,134.24	691,179.49
42-010-010 CASH CHILD ABUSE FUND	0.00	0.00	0.00	0.00
43-010-010 CASH PRETRIAL INTERV PROGRAM FUND	150,173.04	5,830.00	36,006.14	119,996.90
44-010-010 J.P.TECH CASH IN THE BANK	37,889.91	2,145.99	297.09	39,738.81
46-010-010 O.C. HOLDING ACCOUNT-CASH IN BANK	28,250.00	0.00	0.00	28,250.00
50-010-010 COUNTY TIF GRANT	72,907.27	0.00	0.00	72,907.27
51-010-010 FEMA 4223 DR TX BANK	4,971.78	213,768.64	218,740.42	0.00
52-010-010 VAWA-GRANT 3015402	34,214.04-	62,154.16	15,179.01	12,761.11
53-010-010 VOCA GRANT 3309901 BANK ACCT	17,417.93-	12,421.59	6,258.26	11,254.60-
54-010-010 CASH IN BANK - HOT CHECK HOLDING	75.00-	1,601.49	1,601.49	75.00-
55-010-010 BODY ARMOR-GRANT-3513201	10,118.19-	0.00	0.00	10,118.19-
57-010-010 J.P. HOLDING ACCOUNT CASH IN BANK	125,979.85-	153,272.81	227,281.03	199,988.07-
59-010-010 CASH IN BANK - INMATE PH	17,457.88	1,484.41	0.00	18,942.29
62-010-010 CASH IN BANK-COMMUNITY ECONOMIC DEV	3,816.37	0.00	0.00	3,816.37
63-010-010 COUNTY CLERK TECH - CASH IN BANK	1,973.00	22.00	0.00	1,995.00
64-010-010 JUV CASE MGT FUND - CASH IN BANK	115.00	0.00	0.00	115.00
GROUP-TOTAL	94,095.33-	2,901,429.44	2,668,500.62	138,833.49
REPORT TOTAL	94,095.33-	2,901,429.44	2,668,500.62	138,833.49

Pledge Report by Maturity Date
Pledge V; WILSON COUNTY

SouthTrust Bank
George West, TX

SK Receipt	Code	Cusip	ID #	Current Face	Original Face	Description	ASC	Moody / S&P	Coupon	Maturity	Book Value	Fair Value
160091286	1001	912828U32	101071	2,000,000.00	2,000,000.00	U S TREASURY NOTES	320		1.000	11/15/2019	1,985,200.47	1,959,843.76
160072529	1001	34681LHD3	100985	250,000.00	250,000.00	FORT BEND CNTY TX MUD #119 REF GO AG1	AFS	A2 / AA	2.500	09/01/2020	253,310.21	251,503.45
297003937	1001	31397QC22	100721	158,082.06	2,000,000.00	FNI1 17-CJ MTHLY-25TH	AFS		2.750	03/25/2021	157,042.18	157,042.18
160074915	1001	41421QGH4	100998	240,000.00	240,000.00	HARRIS CNTY TX MUD #106 REF GO AGM Q	AFS	NR / AA	3.500	09/01/2021	247,323.29	245,589.79
154066019	1001	3136A0P35	100758	135,613.04	1,000,000.00	FNR 2011 86-DB MTHLY-25TH	AFS		1.500	09/25/2021	132,434.03	132,790.35
160059301	1001	313403K58	100820	77,687.82	1,000,000.00	MLAN 2012 1-A10 MTHLY-15TH (FHLMC ISSU	AFS		2.060	01/15/2022	78,343.84	74,944.47
160070470	1001	31371LME9	100585	91,465.11	2,800,000.00	FNMA #255160	AFS		5.500	03/01/2024	92,972.05	97,867.67
160070590	1001	31419GCZ5	100704	216,957.02	2,000,000.00	FNMA #AE5487	AFS		3.500	10/01/2025	220,525.21	219,940.18
160070471	1001	3138A2CF4	100700	149,092.20	1,000,000.00	FNMA #AE5487	AFS		3.500	12/01/2025	149,610.17	151,142.22
160073974	1001	31412RLX3	100703	271,242.56	2,000,000.00	FNMA #932842	AFS		3.500	12/01/2025	274,441.92	274,972.15
160076666	1001	3137AFXP2	100785	207,005.68	1,000,000.00	FHLMC 3941-BE MTHLY-15TH	AFS		2.000	03/15/2026	207,802.45	201,586.15
154064238	1001	3137AGBH2	100793	204,231.49	1,000,000.00	FHLMC 3945-BN MTHLY-15TH	AFS		2.000	03/15/2026	205,086.99	198,906.16
154064655	1001	3137AGF54	100778	193,122.48	1,000,000.00	FHLMC 3939-EB MTHLY-15TH	AFS		1.750	03/15/2026	193,099.89	187,183.79
154063182	1001	3137AH4V7	100790	172,398.72	1,000,000.00	FHLMC 3936-KC MTHLY-15TH	AFS		1.500	03/15/2026	171,894.20	167,019.53
154066443	1001	3137ALHM4	100823	253,661.49	1,000,000.00	FHLMC 3917-AB MTHLY-15TH	AFS		1.750	07/15/2026	142,282.67	137,617.20
154067353	1001	3137APFN5	100830	322,886.19	1,000,000.00	FHR 3998-KG MTHLY-15TH	AFS		2.000	11/15/2026	254,933.71	244,466.50
154066456	1001	3137ALSN0	100817	253,634.35	1,000,000.00	FHR 4028-LA MTHLY-15TH	AFS		2.000	01/15/2027	324,813.01	310,560.06
154066895	1001	3136ASTK2	100827	228,482.46	1,000,000.00	FNI2 35-CD MTHLY-25TH	AFS		2.000	02/15/2027	253,543.17	241,567.53
160078781	1001	31366AA2	100831	282,297.23	1,000,000.00	FNR 2012 52-DA MTHLY-25 TH	AFS		2.000	05/25/2027	229,228.64	219,782.30
154068210	1001	3137AREY8	100835	269,927.09	1,000,000.00	FHR 4066-WG MTHLY-15TH	AFS		2.000	01/15/2027	283,348.60	270,388.00
160088054	1001	3137AVFA0	100848	666,433.80	2,500,000.00	FNMA #AP4742	AFS		1.500	06/15/2027	269,046.91	255,591.81
154073464	1001	3137AWUQ6	100914	384,694.29	1,000,000.00	FHR 4120-NC MTHLY-15TH	AFS		2.500	08/01/2027	955,508.53	921,511.60
154063858	1001	3136AAEF8	100849	412,900.50	1,000,000.00	FNR 2012 129-GD MTHLY-25TH	AFS		1.500	12/15/2027	385,594.40	361,676.08
154071957	1001	3136ABU74	100870	403,728.41	1,000,000.00	FNR 2013 7-AD MTHLY-25TH	AFS		1.500	12/02/2027	415,191.34	386,687.97
160084831	1001	3136ADEN5	100900	367,942.32	1,000,000.00	FNR 2013 36-1C MTHLY-25TH	AFS		1.250	02/25/2028	405,550.86	378,498.12
154063858	1001	3137AFGL0	100770	337,116.62	1,000,000.00	FHLMC 3925-LD MTHLY-15TH	AFS		2.500	01/15/2041	367,793.31	344,043.10
				9,640,517.94	34,790,000.00				1.877		9,669,065.75	9,344,159.07

Items 28

*=Pre-refunded N=New Purchase S=Sold C=Called M=Matured O=Paid Off D=In Default C=Sink T=Put
Note: Refer to the U.S. Government and Agency Ratings report for ratings on treasury, agency and passthrough securities.



9601 McAllister Freeway, Suite 301, San Antonio, Texas 78216-4633

II. Pledge & Safekeeping Reports

ACCOUNT NUMBER AND TITLE	STARTING BALANCE	DEBIT BALANCE	CREDIT BALANCE	ENDING BALANCE
65-010-165 COUNTY SEIZURE HOLD CASH IN BANK	62,283.20	1,659.00	370.00	63,572.20
GROUP-TOTAL	62,283.20	1,659.00	370.00	63,572.20
67-010-167 CASH IN BANK - BOND I & S	116,774.62	10,036.11	0.00	126,810.73
GROUP-TOTAL	116,774.62	10,036.11	0.00	126,810.73
72-010-172 FEDERAL SEIZURE CASH IN BANK	498.41	0.00	0.00	498.41
GROUP-TOTAL	498.41	0.00	0.00	498.41
76-010-176 CASH IN BANK CREDIT CARD CLEARING	286,618.73	65,230.38	0.00	351,849.11
GROUP-TOTAL	286,618.73	65,230.38	0.00	351,849.11
86-010-186 WOODVALLEY ACRES CASH IN BANK I&S	70,501.40	696.43	70,841.25	356.58
GROUP-TOTAL	70,501.40	696.43	70,841.25	356.58
90-010-190 4TH COURT OF APPEALS CASH IN BANK	1,369.80	315.00	0.00	1,684.80
GROUP-TOTAL	1,369.80	315.00	0.00	1,684.80
93-010-193 ST TAX ACCT CASH IN BANK	43,984.19	49,487.43	0.00	93,471.62
GROUP-TOTAL	43,984.19	49,487.43	0.00	93,471.62
95-010-195 LAW LIBRARY CASH IN BANK	50,988.20	1,670.00	3,256.08	49,402.12
GROUP-TOTAL	50,988.20	1,670.00	3,256.08	49,402.12
96-010-196 CO ATTY ACCT CASH IN BANK	31,039.60	200.00	0.00	31,239.60
GROUP-TOTAL	31,039.60	200.00	0.00	31,239.60
97-010-197 CIVIL PREPAR CASH IN BANK	128,410.15	3,125.00	0.00	131,535.15
GROUP-TOTAL	128,410.15	3,125.00	0.00	131,535.15
REPORT TOTAL	792,468.30	132,419.35	74,467.33	850,420.32

ACCOUNT NUMBER AND TITLE	STARTING BALANCE	DEBIT BALANCE	CREDIT BALANCE	ENDING BALANCE
12-025-075 TEXPOOL INVESTMENTS	13,542,072.46	0.00	1,500,000.00	12,042,072.46
GROUP-TOTAL	13,542,072.46	0.00	1,500,000.00	12,042,072.46
12-025-090 INVESTMENT IN CD #30668	200,000.00	0.00	0.00	200,000.00
GROUP-TOTAL	200,000.00	0.00	0.00	200,000.00
65-010-075 COUNTY SEIZURE CD #30311	1,947.94	0.00	0.00	1,947.94
GROUP-TOTAL	1,947.94	0.00	0.00	1,947.94
67-010-075 CASH IN BANK - TEXAS CLASS	48,661.86	86.38	0.00	48,748.24
GROUP-TOTAL	48,661.86	86.38	0.00	48,748.24
80-010-075 JACKSON MEM PARK CD #30461	15,605.06	0.00	0.00	15,605.06
GROUP-TOTAL	15,605.06	0.00	0.00	15,605.06
88-010-076 DEWEES REM HOUSE CD #31515	8,834.13	44.17	0.00	8,878.30
GROUP-TOTAL	8,834.13	44.17	0.00	8,878.30
95-010-075 LAW LIBRARY CD #30030	50,780.15	6.26	0.00	50,786.41
GROUP-TOTAL	50,780.15	6.26	0.00	50,786.41
97-010-075 CIVIL PREPARENESS CD #30434	310,420.87	51.03	0.00	310,471.90
GROUP-TOTAL	310,420.87	51.03	0.00	310,471.90
REPORT TOTAL	14,178,322.47	187.84	1,500,000.00	12,678,510.31

TEXAS CLASS
INTEREST
JUNE 1, 2018 - JUNE 30, 2018

CERTIFICATES OF DEPOSIT

DESCRIPTION	CD #	ORIGINATION DATE	ORIGINATION AMOUNT	MATURITY DATE	INTEREST PAYS	INTEREST RATE	CONTRIBUTION AMOUNT	WITHDRAWAL AMOUNT	INTEREST PAID	ENDING BOOK BALANCE
General Funds	30668	08/11/10	\$200,000.00	06/04/18	Monthly	0.55%		\$93.42	\$93.42	\$200,000.00
Sheriff Seizure Acct	30311	11/16/08	\$1,947.94	11/14/17	Yearly	0.45%				\$1,947.94
Jackson Memorial Fund	31509	05/20/11	\$15,605.06	05/18/18	Yearly	0.50%				\$15,605.06
Deweese Remschel House	31515	11/18/13	\$8,834.13	06/18/19	Yearly	0.60%			\$44.17	\$8,878.30
Law Library	30030	11/11/08	\$50,780.15	06/22/18	Monthly	0.15%			\$6.26	\$50,786.41
Civil Preparedness	30434	04/17/09	\$310,420.87	06/29/18	Monthly	0.20%			\$51.03	\$310,471.90
Totals			\$587,588.15			0.41%			\$194.88	\$587,689.61

INVESTMENT POOL - TEXPOOL

DESCRIPTION	INTEREST PAYS	INTEREST RATE	BEGINNING PRINCIPAL	CONTRIBUTION AMOUNT	WITHDRAWAL AMOUNT	MONTHLY INTEREST PAID	ENDING BOOK VALUE
449/7880600001	Monthly	1.8110%	\$13,542,072.46		\$1,519,389.02	\$19,389.02	\$12,042,072.46

S CLASS - WILSON COUNTY COUNSTRUCTION INTEREST & SINKING ACCOUNT

DESCRIPTION	INTEREST PAYS	INTEREST RATE	BEGINNING PRINCIPAL	CONTRIBUTION AMOUNT	WITHDRAWAL AMOUNT	MONTHLY INTEREST PAID	ENDING BOOK VALUE
TX-01-0499-0002 Int & Sinking Construct Acct	Monthly	2.16%	\$48,661.86			\$86.38	\$48,748.24

Total Investments

\$12,676,510.31

TEXAS CLASS
INTEREST

JUNE 1, 2018 - JUNE 30, 2018

Date	Daily Rate (%)	YTD Yield (%)	7-Day Yield (%)	WAM Days to Reset	WAM Days to Final	Daily Dividend	Net Asset Value (NAV)
6/1/2018	2.1053	1.7887	2.0921	40	57	5.76792E-05	1.00004792
6/2/2018	2.1053	1.7907	2.095	40	57	5.76792E-05	1.00004792
6/3/2018	2.1053	1.7928	2.0979	40	57	5.76792E-05	1.00004792
6/4/2018	2.1051	1.7948	2.1007	38	57	5.7674E-05	1.00012659
6/5/2018	2.1151	1.7969	2.1047	39	58	5.79479E-05	1.000125
6/6/2018	2.1151	1.7989	2.109	40	58	5.79479E-05	1.00011696
6/7/2018	2.1251	1.801	2.1109	41	60	5.82219E-05	1.00011555
6/8/2018	2.1351	1.8031	2.1152	42	63	5.84959E-05	1.00003306
6/9/2018	2.1351	1.8051	2.1194	42	63	5.84959E-05	1.00003306
6/10/2018	2.1351	1.8072	2.1237	42	63	5.84959E-05	1.00003306
6/11/2018	2.1351	1.8092	2.128	40	62	5.84959E-05	1.00010783
6/12/2018	2.1351	1.8112	2.1308	40	61	5.84959E-05	1.00010699
6/13/2018	2.1351	1.8132	2.1337	40	61	5.84959E-05	1.00009378
6/14/2018	2.1551	1.8152	2.138	43	63	5.90438E-05	1.00009798
6/15/2018	2.1651	1.8174	2.1422	45	65	5.93173E-05	1.00002424
6/16/2018	2.1651	1.8304	2.1465	45	65	5.93173E-05	1.00002424
6/17/2018	2.1651	1.8434	2.1508	45	65	5.93173E-05	1.00002424
6/18/2018	2.1751	1.8454	2.1565	43	64	5.95918E-05	1.00011231
6/19/2018	2.1751	1.8474	2.1622	44	65	5.95918E-05	1.00011783
6/20/2018	2.1851	1.8494	2.1694	44	65	5.98658E-05	1.00011987
6/21/2018	2.1851	1.8514	2.1737	45	66	5.98658E-05	1.00012122
6/22/2018	2.1851	1.8533	2.1765	45	66	5.98658E-05	1.00004288
6/23/2018	2.1851	1.8552	2.1794	45	66	5.98658E-05	1.00004288
6/24/2018	2.1851	1.8572	2.1822	45	66	5.98658E-05	1.00004288
6/25/2018	2.1951	1.8591	2.1851	45	64	6.01397E-05	1.00012264
6/26/2018	2.1951	1.861	2.188	45	64	6.01397E-05	1.00012869
6/27/2018	2.1951	1.8629	2.1894	47	66	6.01397E-05	1.00014371
6/28/2018	2.2051	1.8648	2.1922	48	66	6.04137E-05	1.00013654
6/29/2018	2.2151	1.8668	2.1965	50	68	6.06877E-05	1.00012272
6/30/2018	2.2151	1.8688	2.2008	50	68	6.06877E-05	1.00012272



Pool Information

Location: 78806
Wilson County

TexPool

Average Monthly rate for June 1.8110%
Average Monthly Dividend Factor for June 0.000049617

Information as of July 18, 2018
Daily Net Yield 1.8833%
Dividend Factor 0.000051598
7 Day Net Yield 1.88%
Daily Assets \$17,942,466,232.15
Weighted Average Maturity 25 days
Weighted Average Life 93 days
NAV 0.99998

TexPool Prime

Average Monthly rate for June 2.1008%
Average Monthly Dividend Factor for June 0.000057555

Information as of July 18, 2018
Daily Net Yield 2.1372%
Dividend Factor 0.000058553
7 Day Net Yield 2.15%
Daily Assets \$5,116,287,572.82
Weighted Average Maturity 31 days
Weighted Average Life 56 days
NAV 1.00012

Contact Information

Participant Services 1-866-839-7665

Performance quoted represents past performance which is no guarantee of future results. Investment return will vary. The value of an investment when redeemed may be worth more or less than the original cost. Current performance may be higher or lower than what is stated.

WILSON COUNTY, TEXAS
SCHEDULE OF INDEBTEDNESS
Jun-18

ROAD & BRIDGE WARRANTS 9/30/2005	SERIES UNPAID	DATE ISSUED	INTEREST RATE	TOTAL AMOUNT ORIGINAL ISSUE	TOTAL OUTSTANDING
Wood Valley	2 of 15	7/15/2004	5.25%	\$719,346.20	\$140,688.98
TOTAL WARRANTS				\$719,346.20	\$140,688.98
LEASE PURCHASES					
Precinct No. 1 John Deere Tractor	34 of 60	7/14/2015	0.000%	\$74,590.24	\$28,350.64
Precinct No. 1 Peterbilt Truck	51 of 60	9/25/2017	2.590%	\$116,266.41	\$99,770.57
Precinct No. 2 Truck	36 of 60	5/3/2016	2.340%	\$111,696.01	\$66,737.06
Precinct No. 2 Caterpillar 12M3 Motor Grader	42 OF 60	10/16/2017	4.200%	\$232,684.00	\$204,404.56
Wilson County Collection Facility Skid Steer	30 of 48	12/15/2016	2.340%	\$41,156.00	\$26,171.66
Precinct No. 3 Peterbilt Dump Truck	57 of 60	12/12/2017	2.5900%	\$116,266.11	\$110,901.74
Precinct No. 4 Peterbilt Dump Truck	59 of 60	4/23/2018	3.5240%	\$114,212.99	\$112,133.21
Precinct No. 4 Volvo Motor Grader	15 of 60	6/17/2014	2.3500%	\$130,056.00	\$0.00
Precinct No. 4 Caterpillar Backhoe Loader	49 of 60	3/2/2017	3.2001%	\$75,101.00	\$0.00
TOTAL LEASE PURCHASES				\$1,012,028.76	\$648,469.44
BONDED DEBT					
Series 2014 Limited Tax Refunding Bond	2014	2/20/2014	2.00%	\$8,215,000.00	\$7,070,000.00
GRAND TOTAL				\$9,064,402.20	\$7,859,158.42

Jan Hartl
County Treasurer
Wilson County

AFFIDAVIT
WILSON COUNTY TREASURER'S REPORT
FOR THE MONTH OF JUNE 2018
REGULAR TERM

We, the undersigned County Commissioners and County Judge of Wilson County, have compared, and examined the report of Jan Hartl, County Treasurer of Wilson County, for the month of JUNE . Finding same correct and Article 114.026 of the Local Government Code has been complied with, we have caused an order to be entered upon the minutes of Commissioners' Court meeting stating the approval of Treasurer's report by our court. The amount of cash and other amounts in the custody of the County Treasurer, Jan Hartl, for JUNE are:

WILSON COUNTY GENERAL FUNDS	138,833.49
OTHER BANK ACCOUNTS	<u>850,420.32</u>
TOTAL	989,253.81

INVESTMENTS:	
CERTIFICATES OF DEPOSIT	587,689.61
TEXPOOL	12,042,072.46
TEXAS CLASS - CONSTRUCTION INTEREST & SINKING	<u>48,748.24</u>
TOTAL	12,678,510.31

TOTAL	13,667,764.12
-------	---------------

COMBINED INDEBTEDNESS	7,895,158.42
-----------------------	--------------

WITNESS our hands, officially this the 23RD day of JULY 2018

County Judge

Commissioner Prec. #1

Commissioner Prec. #3

Commissioner Prec. #2

Commissioner Prec. #4

Eva S. Martinez
County Clerk, Wilson County


Jan Hartl
Wilson County Treasurer

AFFIDAVIT
WILSON COUNTY TREASURER'S BILL AND PAYROLL
FOR COMMISSIONERS COURT
JULY 23, 2018
REGULAR TERM


We, the undersigned County Commissioners and County Judge of Wilson County, have compared, and examined the bills and payroll of Jan Hartl, County Treasurer of Wilson County, for Commissioners' Court meeting July 23, 2018. Finding same correct and Article 115.021 of the Local Government Code has been complied with, we have caused an order to be entered upon the minutes of Commissioners' meeting stating the approval of Treasurer's bills and payroll by our court. The amount of the bills and payroll amounts in the custody of the County Treasurer, Jan Hartl, for the July 23, 2018 meeting are:

WILSON COUNTY BILLS (TREASURER)	195,161.71
AUDITOR BILLS	0.00
TOTAL BILLS	0.00
	195,161.71
WILSON COUNTY NET PAYROLL	
FEDERAL WITHHOLDING	
FICA	
FRINGE BENEFITS	
OTHER DEDUCTIONS	
WILSON COUNTY GROSS PAYROLL	0.00
TOTAL BILLS AND PAYROLL	195,161.71

WITNESS our hands, officially this the 23rd day of July 2018




County Judge




Commissioner Prec. #1




Commissioner Prec. #2



Eva S. Martinez
County Clerk, Wilson County



Commissioner Prec. #3



Commissioner Prec. #4

