

Cumulative Results Report

Run Time: 9:48 PM
 Run Date: 03/05/2024

FLOYD COUNTY, TEXAS

PRIMARY ELECTION

3/5/2024

Page 1

Unofficial Results

Registered Voters: 875 of 0 = 0.00%
 Precincts Reporting: 4 of 4 = 100.00%

President - Republican Party

Choice	Party	Election Day Voting		Absentee Voting		Early Voting		Total	
Chris Christie		2	0.49%	0	0.00%	6	1.48%	8	0.94%
Ryan L. Binkley		0	0.00%	0	0.00%	0	0.00%	0	0.00%
Donald J. Trump		347	85.47%	32	76.19%	323	79.75%	702	82.30%
David Stuckenberg		0	0.00%	0	0.00%	0	0.00%	0	0.00%
Vivek Ramaswamy		2	0.49%	0	0.00%	0	0.00%	2	0.23%
Asa Hutchinson		0	0.00%	0	0.00%	0	0.00%	0	0.00%
Nikki Haley		37	9.11%	6	14.29%	55	13.58%	98	11.49%
Ron DeSantis		3	0.74%	1	2.38%	4	0.99%	8	0.94%
Uncommitted		15	3.69%	3	7.14%	17	4.20%	35	4.10%
Cast Votes:		406	100.00%	42	100.00%	405	100.00%	853	100.00%
Undervotes:		6		1		15		22	
Overvotes:		0		0		0		0	

United States Senator - Republican Party

Choice	Party	Election Day Voting		Absentee Voting		Early Voting		Total	
Holland "Redd" Gibson		21	5.24%	1	2.63%	24	6.09%	46	5.52%
R E (Rufus) Lopez		11	2.74%	1	2.63%	18	4.57%	30	3.60%
Ted Cruz		369	92.02%	36	94.74%	352	89.34%	757	90.88%
Cast Votes:		401	100.00%	38	100.00%	394	100.00%	833	100.00%
Undervotes:		11		3		26		40	
Overvotes:		0		2		0		2	

United States Representative, District 19 - Republican Party

Choice	Party	Election Day Voting		Absentee Voting		Early Voting		Total	
Ryan Zink		8	2.03%	0	0.00%	7	1.80%	15	1.82%
Chance Ferguson		22	5.57%	0	0.00%	18	4.63%	40	4.85%
Vance W. Boyd		14	3.54%	1	2.50%	23	5.91%	38	4.61%
Jodey C. Arrington		351	88.86%	39	97.50%	341	87.66%	731	88.71%
Cast Votes:		395	100.00%	40	100.00%	389	100.00%	824	100.00%
Undervotes:		17		3		31		51	
Overvotes:		0		0		0		0	

PRIMARY ELECTION

3/5/2024

Page 2

Registered Voters

1275 of 1310 = 97.33%

Precincts Reporting

4 of 4 = 100.00%

Railroad Commissioner - Republican Party

Choice	Party	Election Day Voting		Absentee Voting		Early Voting		Total	
Christie Clark		42	12.50%	1	3.23%	40	11.90%	83	11.81%
James "Jim" Matlock		136	40.48%	11	35.48%	112	33.33%	259	36.84%
Christi Craddick		116	34.52%	17	54.84%	126	37.50%	259	36.84%
Corey Howell		17	5.06%	2	6.45%	23	6.85%	42	5.97%
Petra Reyes		25	7.44%	0	0.00%	35	10.42%	60	8.53%
Cast Votes:		336	100.00%	31	100.00%	336	100.00%	703	100.00%
Undervotes:		76		12		84		172	
Overvotes:		0		0		0		0	

Justice, Supreme Court, Place 2 - Republican Party


Choice	Party	Election Day Voting		Absentee Voting		Early Voting		Total	
Jimmy Blacklock		345	100.00%	30	100.00%	320	100.00%	695	100.00%
Cast Votes:		345	100.00%	30	100.00%	320	100.00%	695	100.00%
Undervotes:		67		13		100		180	
Overvotes:		0		0		0		0	

Justice, Supreme Court, Place 4 - Republican Party


Choice	Party	Election Day Voting		Absentee Voting		Early Voting		Total	
John Devine		140	44.30%	11	39.29%	130	44.52%	281	44.18%
Brian Walker		176	55.70%	17	60.71%	162	55.48%	355	55.82%
Cast Votes:		316	100.00%	28	100.00%	292	100.00%	636	100.00%
Undervotes:		96		15		128		239	
Overvotes:		0		0		0		0	

Justice, Supreme Court, Place 6 - Republican Party

Choice	Party	Election Day Voting		Absentee Voting		Early Voting		Total	
Jane Bland		324	100.00%	31	100.00%	289	100.00%	644	100.00%
Cast Votes:		324	100.00%	31	100.00%	289	100.00%	644	100.00%
Undervotes:		88		12		131		231	
Overvotes:		0		0		0		0	



FLOYD COUNTY, TEXAS



PRIMARY ELECTION

3/5/2024

Page 3

Registered Voters
875 of 0 = 0.00%
Precincts Reporting
4 of 4 = 100.00%

Presiding Judge, Court of Criminal Appeals - Republican Party

Choice	Party	Election Day Voting		Absentee Voting		Early Voting		Total	
Sharon Keller		157	48.61%	14	50.00%	143	46.89%	314	47.87%
David J. Schenck		166	51.39%	14	50.00%	162	53.11%	342	52.13%
Cast Votes:		323	100.00%	28	100.00%	305	100.00%	656	100.00%
Undervotes:		89		15		115		219	
Overvotes:		0		0		0		0	

Judge, Court of Criminal Appeals, Place 7 - Republican Party

Choice	Party	Election Day Voting		Absentee Voting		Early Voting		Total	
Gina Parker		212	66.46%	15	57.69%	184	63.01%	411	64.52%
Barbara Parker Hervey		107	33.54%	11	42.31%	108	36.99%	226	35.48%
Cast Votes:		319	100.00%	26	100.00%	292	100.00%	637	100.00%
Undervotes:		93		17		128		238	
Overvotes:		0		0		0		0	

Judge, Court of Criminal Appeals, Place 8 - Republican Party

Choice	Party	Election Day Voting		Absentee Voting		Early Voting		Total	
Michelle Slaughter		132	41.51%	14	46.67%	130	43.62%	276	42.72%
Lee Finley		186	58.49%	16	53.33%	168	56.38%	370	57.28%
Cast Votes:		318	100.00%	30	100.00%	298	100.00%	646	100.00%
Undervotes:		94		13		122		229	
Overvotes:		0		0		0		0	

Member, State Board of Education, District 15 - Republican Party

Choice	Party	Election Day Voting		Absentee Voting		Early Voting		Total	
Aaron Kinsey		326	100.00%	31	100.00%	293	100.00%	650	100.00%
Cast Votes:		326	100.00%	31	100.00%	293	100.00%	650	100.00%
Undervotes:		86		12		127		225	
Overvotes:		0		0		0		0	

PRIMARY ELECTION

3/5/2024

Page 4

Registered Voters

875 of 0 = 0.00%

Precincts Reporting

47 of 47 = 100.00%

State Representative, District 83 - Republican Party

Choice	Party	Election Day Voting		Absentee Voting		Early Voting		Total	
Dustin Burrows		263	70.32%	31	77.50%	269	72.12%	563	71.54%
Wade Cowan		111	29.68%	9	22.50%	104	27.88%	224	28.46%
Cast Votes:		374	100.00%	40	100.00%	373	100.00%	787	100.00%
Undervotes:		38		3		47		88	
Overvotes:		0		0		0		0	

Justice, 7th Court of Appeals District, Place 2 - Republican Party

Choice	Party	Election Day Voting		Absentee Voting		Early Voting		Total	
Judy Parker		333	100.00%	29	100.00%	298	100.00%	660	100.00%
Cast Votes:		333	100.00%	29	100.00%	298	100.00%	660	100.00%
Undervotes:		79		14		122		215	
Overvotes:		0		0		0		0	

Justice, 7th Court of Appeals District, Place 3 - Republican Party

Choice	Party	Election Day Voting		Absentee Voting		Early Voting		Total	
Alex Yarbrough		329	100.00%	29	100.00%	299	100.00%	657	100.00%
Cast Votes:		329	100.00%	29	100.00%	299	100.00%	657	100.00%
Undervotes:		83		14		121		218	
Overvotes:		0		0		0		0	

District Attorney, 110th Judicial District - Republican Party

Choice	Party	Election Day Voting		Absentee Voting		Early Voting		Total	
Emily Teegardin		334	100.00%	34	100.00%	301	100.00%	669	100.00%
Cast Votes:		334	100.00%	34	100.00%	301	100.00%	669	100.00%
Undervotes:		78		9		119		206	
Overvotes:		0		0		0		0	

County Attorney - Republican Party

Choice	Party	Election Day Voting		Absentee Voting		Early Voting		Total	
Lex Herrington		339	100.00%	38	100.00%	332	100.00%	709	100.00%
Cast Votes:		339	100.00%	38	100.00%	332	100.00%	709	100.00%
Undervotes:		73		5		88		166	
Overvotes:		0		0		0		0	

PRIMARY ELECTION

3/5/2024

Page 5

Registered Voters

873 of 900 = 100.00%

Precincts Reporting

1 of 1 = 100.00%

Sheriff - Republican Party

Choice	Party	Election Day Voting		Absentee Voting		Early Voting		Total	
Paul Raissez		352	100.00%	38	100.00%	354	100.00%	744	100.00%
	Cast Votes:	352	100.00%	38	100.00%	354	100.00%	744	100.00%
	Undervotes:	60		5		66		131	
	Overvotes:	0		0		0		0	

County Tax Assessor-Collector - Republican Party

Choice	Party	Election Day Voting		Absentee Voting		Early Voting		Total	
Cristina Chavarria		162	42.30%	20	51.28%	160	40.40%	342	41.81%
Priscilla R. Dehoyos		221	57.70%	19	48.72%	236	59.60%	476	58.19%
	Cast Votes:	383	100.00%	39	100.00%	396	100.00%	818	100.00%
	Undervotes:	29		4		24		57	
	Overvotes:	0		0		0		0	

County Commissioner, Precinct 1 - Republican Party

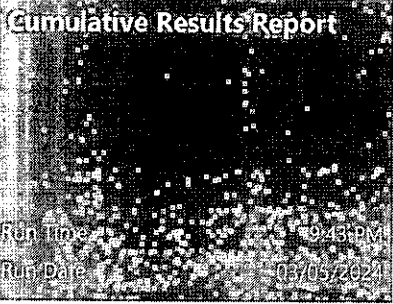
Choice	Party	Election Day Voting		Absentee Voting		Early Voting		Total	
Tanner R Smith		153	100.00%	17	100.00%	128	100.00%	298	100.00%
	Cast Votes:	153	100.00%	17	100.00%	128	100.00%	298	100.00%
	Undervotes:	16		0		13		29	
	Overvotes:	0		0		0		0	

County Commissioner, Precinct 3 - Republican Party

Choice	Party	Election Day Voting		Absentee Voting		Early Voting		Total	
Tanner Johnson		15	35.71%	2	25.00%	27	40.30%	44	37.61%
Tanner Rance Young		11	26.19%	4	50.00%	25	37.31%	40	34.19%
Talon Cruse		16	38.10%	2	25.00%	15	22.39%	33	28.21%
	Cast Votes:	42	100.00%	8	100.00%	67	100.00%	117	100.00%
	Undervotes:	2		0		8		10	
	Overvotes:	0		0		0		0	

County Chair - Republican Party

Choice	Party	Election Day Voting		Absentee Voting		Early Voting		Total	
Kerry Pratt		360	100.00%	39	100.00%	342	100.00%	741	100.00%
	Cast Votes:	360	100.00%	39	100.00%	342	100.00%	741	100.00%
	Undervotes:	52		4		78		134	
	Overvotes:	0		0		0		0	




FLOYD COUNTY, TEXAS

PRIMARY ELECTION

3/5/2024

Page 6



Proposition 1 - Republican Party

Choice	Party	Election Day Voting		Absentee Voting		Early Voting		Total	
YES		316	80.41%	30	78.95%	309	79.23%	655	79.78%
NO		77	19.59%	8	21.05%	81	20.77%	166	20.22%
Cast Votes:		393	100.00%	38	100.00%	390	100.00%	821	100.00%
Undervotes:		19		5		30		54	
Overvotes:		0		0		0		0	

Proposition 2 - Republican Party

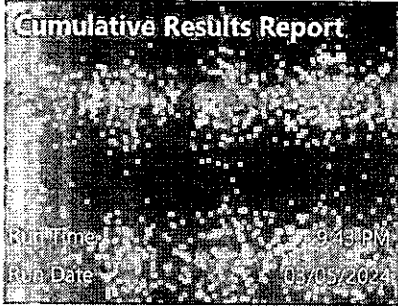
Choice	Party	Election Day Voting		Absentee Voting		Early Voting		Total	
YES		382	94.55%	40	97.56%	368	92.23%	790	93.60%
NO		22	5.45%	1	2.44%	31	7.77%	54	6.40%
Cast Votes:		404	100.00%	41	100.00%	399	100.00%	844	100.00%
Undervotes:		8		2		21		31	
Overvotes:		0		0		0		0	

Proposition 3 - Republican Party

Choice	Party	Election Day Voting		Absentee Voting		Early Voting		Total	
YES		364	91.92%	40	97.56%	348	89.69%	752	91.15%
NO		32	8.08%	1	2.44%	40	10.31%	73	8.85%
Cast Votes:		396	100.00%	41	100.00%	388	100.00%	825	100.00%
Undervotes:		16		2		32		50	
Overvotes:		0		0		0		0	

Proposition 4 - Republican Party

Choice	Party	Election Day Voting		Absentee Voting		Early Voting		Total	
YES		351	89.09%	37	92.50%	340	87.63%	728	88.56%
NO		43	10.91%	3	7.50%	48	12.37%	94	11.44%
Cast Votes:		394	100.00%	40	100.00%	388	100.00%	822	100.00%
Undervotes:		18		3		32		53	
Overvotes:		0		0		0		0	

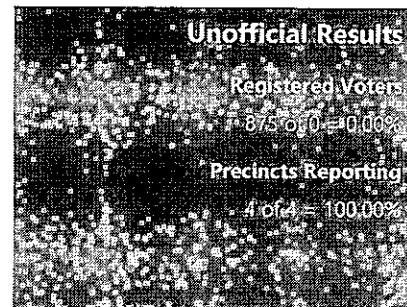


FLOYD COUNTY, TEXAS

PRIMARY ELECTION

3/5/2024

Page 7



Proposition 5 - Republican Party

Choice	Party	Election Day Voting		Absentee Voting		Early Voting		Total	
YES		343	86.62%	38	95.00%	325	85.53%	706	86.52%
NO		53	13.38%	2	5.00%	55	14.47%	110	13.48%
Cast Votes:		396	100.00%	40	100.00%	380	100.00%	816	100.00%
Undervotes:		16		3		40		59	
Overvotes:		0		0		0		0	

Proposition 6 - Republican Party


Choice	Party	Election Day Voting		Absentee Voting		Early Voting		Total	
YES		311	80.36%	38	97.44%	330	87.07%	679	84.35%
NO		76	19.64%	1	2.56%	49	12.93%	126	15.65%
Cast Votes:		387	100.00%	39	100.00%	379	100.00%	805	100.00%
Undervotes:		25		4		41		70	
Overvotes:		0		0		0		0	

Proposition 7 - Republican Party

Choice	Party	Election Day Voting		Absentee Voting		Early Voting		Total	
YES		277	78.25%	25	78.13%	274	79.88%	576	79.01%
NO		77	21.75%	7	21.88%	69	20.12%	153	20.99%
Cast Votes:		354	100.00%	32	100.00%	343	100.00%	729	100.00%
Undervotes:		58		11		77		146	
Overvotes:		0		0		0		0	

Proposition 8 - Republican Party

Choice	Party	Election Day Voting		Absentee Voting		Early Voting		Total	
YES		377	94.01%	40	97.56%	366	93.61%	783	94.00%
NO		24	5.99%	1	2.44%	25	6.39%	50	6.00%
Cast Votes:		401	100.00%	41	100.00%	391	100.00%	833	100.00%
Undervotes:		11		2		29		42	
Overvotes:		0		0		0		0	




FLOYD COUNTY, TEXAS

PRIMARY ELECTION

3/5/2024

Page 8



Unofficial Results

Registered Voters

875/907 (100.0%)

Precincts Reporting

2/2 (100.0%)

Proposition 9 - Republican Party

Choice	Party	Election Day Voting		Absentee Voting		Early Voting		Total	
YES		295	76.23%	36	92.31%	281	76.15%	612	76.98%
NO		92	23.77%	3	7.69%	88	23.85%	183	23.02%
Cast Votes:		387	100.00%	39	100.00%	369	100.00%	795	100.00%
Undervotes:		25		4		51		80	
Overvotes:		0		0		0		0	

Proposition 10 - Republican Party

Choice	Party	Election Day Voting		Absentee Voting		Early Voting		Total	
YES		375	96.15%	38	97.44%	344	91.49%	757	94.04%
NO		15	3.85%	1	2.56%	32	8.51%	48	5.96%
Cast Votes:		390	100.00%	39	100.00%	376	100.00%	805	100.00%
Undervotes:		22		4		44		70	
Overvotes:		0		0		0		0	

Proposition 11 - Republican Party

Choice	Party	Election Day Voting		Absentee Voting		Early Voting		Total	
YES		302	77.24%	26	68.42%	319	82.01%	647	79.10%
NO		89	22.76%	12	31.58%	70	17.99%	171	20.90%
Cast Votes:		391	100.00%	38	100.00%	389	100.00%	818	100.00%
Undervotes:		21		5		31		57	
Overvotes:		0		0		0		0	

Proposition 12 - Republican Party

Choice	Party	Election Day Voting		Absentee Voting		Early Voting		Total	
YES		398	98.03%	41	100.00%	377	96.67%	816	97.49%
NO		8	1.97%	0	0.00%	13	3.33%	21	2.51%
Cast Votes:		406	100.00%	41	100.00%	390	100.00%	837	100.00%
Undervotes:		6		2		30		38	
Overvotes:		0		0		0		0	

FLOYD COUNTY, TEXAS

PRIMARY ELECTION

3/5/2024

Page 9

Cumulative Results Report

Run Time: 9:13 PM
Run Date: 03/05/2024

Unofficial Results

Registered Voters: 875 of 0 = 0.00%
Precincts Reporting: 4 of 4 = 100.00%

Proposition 13 - Republican Party

Choice	Party	Election Day Voting	Absentee Voting	Early Voting	Total
YES		383 95.99%	41 100.00%	378 95.94%	802 96.16%
NO		16 4.01%	0 0.00%	16 4.06%	32 3.84%
Cast Votes:		399 100.00%	41 100.00%	394 100.00%	834 100.00%
Undervotes:		13	2	26	41
Overvotes:		0	0	0	0

*** End of report ***