

**CASS COUNTY, TEXAS**  
**ANNUAL FINANCIAL STATEMENTS**  
**FOR THE YEAR ENDED SEPTEMBER 30, 2012**



**CASS COUNTY, TEXAS**  
**ANNUAL FINANCIAL REPORT**  
**for the Year Ended September 30, 2012**

TABLE OF CONTENTS

Page    Exhibit

**FINANCIAL SECTION**

Independent Auditors' Report	1	
Management's Discussion and Analysis	3	

**Basic Financial Statements**

Government Wide Statements:

Statement of Net Assets	12	A-1
Statement of Activities	13	B-1

Governmental Fund Financial Statements:

Balance Sheet – Governmental Funds	15	C-1
Reconciliation of the Governmental Funds Balance Sheet to the Statement of Net Assets	16	C-2
Statement of Revenues, Expenditures, and Changes in Fund Balance	17	C-3
Reconciliation of the Governmental Funds Statement of Revenues, Expenditures, and Changes in Fund Balances to the Statement of Activities	18	C-4
Statement of Fiduciary Net Assets	19	D-1
Notes to the Financial Statements	20	

**Other Required Supplementary Schedules**

Statement of Revenue, Expenditures and Changes in Fund Balance Budget to Actual - General Fund	38	E-1
Statement of Revenue, Expenditures and Changes in Fund Balance Budget to Actual – Road and Bridge Fund	39	E-2
Statement of Revenue, Expenditures and Changes in Fund Balance Budget to Actual - Debt Service Fund	40	E-3
Statement of Revenue, Expenditures and Changes in Fund Balance Budget to Actual – Capital Projects Fund	41	E-4

**Combining Schedules**

Nonmajor Governmental Funds:

Combining Balance Sheet	43	H-1
Combining Statement of Revenues, Expenditures, and Changes in Fund Balances	46	H-2

Agency Funds:

Combining Balance Sheet	49	H-3
-------------------------	----	-----

**Compliance and Internal Control Section**

Report on Internal Control Over Financial Reporting and on Compliance and Other Matters Based on an audit of Financial Statements Performed in Accordance With <i>Government Auditing Standards</i>	52	
Report on Compliance with Requirements that Could Have a Direct and Material Effect on Each Major Program and on Internal Control over Compliance in Accordance with OMB Circular A-133 and the Texas Uniform Grant Mgrt. Act	54	
Schedule of Findings and Questioned Costs	56	
Schedule of Status of Prior Findings	57	
Corrective Action Plan	58	
Schedule of Expenditures of State and Federal Awards	59	
Notes to the Supplementary Schedule of Expenditures of State and Federal Awards	60	



**FINANCIAL SECTION**



*Judy C. Moore, CPA  
N. Preston Caver, CPA*

***MOORE and CAVER, Inc.***  
***Certified Public Accountants***  
*808 West Main St.  
P.O. Box 1130  
Atlanta, Texas 75551*

*Member  
American Institute of CPAs  
Texas Society of CPAs*

---

*903-796-7148  
FAX 903-796-8755*

UNQUALIFIED OPINION ON BASIC FINANCIAL STATEMENTS  
ACCOMPANIED BY REQUIRED SUPPLEMENTARY INFORMATION AND OTHER  
SUPPLEMENTARY INFORMATION INCLUDING THE  
*SUPPLEMENTARY SCHEDULE OF EXPENDITURES OF STATE AND FEDERAL AWARDS*

Independent Auditor's Report

To the Honorable County Judge and  
Honorable Commissioners' Court  
Cass County, Texas

Members of the Court:

We have audited the accompanying financial statements of the governmental activities, each major fund, and the aggregate remaining fund information of Cass County, Texas (the County) as of and for the year ended September 30, 2012, which collectively comprise the County's basic financial statements as listed in the table of contents. These financial statements are the responsibility of the County's administrators. Our responsibility is to express an opinion on these financial statements based on our audit.

We conducted our audit in accordance with auditing standards generally accepted in the United States of America and the standards applicable to financial audits contained in *Government Auditing Standards*, issued by the Comptroller General of the United States. Those standards require that we plan and perform the audit to obtain reasonable assurance about whether the financial statements are free of material misstatement. An audit includes consideration of internal control over financial reporting as a basis for designing audit procedures that are appropriate in the circumstances, but not for the purpose of expressing an opinion on the effectiveness of the County's internal control over financial reporting. Accordingly, we express no such opinion. An audit also includes examining, on a test basis, evidence supporting the amounts and disclosures in the financial statements. An audit also includes assessing the accounting principles used and significant estimates made by management, as well as evaluating the overall financial statement presentation. We believe that our audit provides a reasonable basis for our opinion.

In our opinion, the financial statements referred to above, present fairly, in all material respects, the respective financial position of the governmental activities, each major fund, and the aggregate remaining fund information of Cass County, Texas as of September 30, 2012, and the respective changes in financial position and cash flows, where applicable, thereof, for the year then ended in conformity with accounting principles generally accepted in the United States of America.

Accounting principles generally accepted in the United States of America require that the management's discussion and analysis and budgetary comparison information on pages 3 through 10 and pages 38 through 41 be presented to supplement the basic financial statements. Such information, although not a part of the basic financial statements, is required by the Governmental Accounting Standards Board, who considers it to be an essential part of financial reporting for placing the basic financial statements in an appropriate operational, economic, or historical context. We have applied certain limited procedures to the required

supplementary information in accordance with auditing standards generally accepted in the United States of America, which consisted of inquiries of management about the methods of preparing the information and comparing the information for consistency with management's responses to our inquiries, the basic financial statements, and other knowledge assurance on the information because the limited procedures do not provide us with sufficient evidence to express an opinion or provide any assurance.

In accordance with *Government Auditing Standards*, we have also issued our report dated February 8, 2013 on our consideration of the County's internal control over financial reporting and our tests of its compliance with certain provisions of laws, regulations, contracts and grants. That report is an integral part of an audit performed in accordance with *Government Auditing Standards* and should be read in conjunction with this report in considering the results of our audit.

Our audit was conducted for the purpose of forming opinions on the financial statements that collectively comprise County of Cass, Texas' financial statements as a whole. The introductory section, combining and individual non-major fund financial statements are presented for purposes of additional analysis and are not a required part of the financial statements. The accompanying schedule of expenditures of federal and State awards is presented for purposes of additional analysis as required by U.S. Office of Management and Budget Circular A-133, *Audits of States, Local Governments, and Non-Profit Organizations*, and is also not a required part of the financial statements. The combining and individual non-major fund financial statements are the responsibility of management and were derived from and relate directly to the underlying accounting and other records used to prepare the financial statements. The information has been subjected to the comparing and reconciling such information directly to the underlying accounting and other records used to prepare the financial statements or to the financial statements themselves, and other additional procedures in accordance with auditing standards generally accepted in the United States of America. In our opinion, the introductory and statistical sections have not been subjected to the auditing procedures applied in the audit of the basic financial statements and, accordingly, we do not express an opinion or provide any assurance on them.

Although the combining schedules are presented for purposes of additional analysis and are not a required part of the basic financial statements, they have been subjected to the auditing procedures applied in the audit of the basic financial statements and, in our opinion, are fairly stated in all material respects in relation to the basic financial statements taken as a whole.

*Moore and Caver, Inc.*

Moore and Caver, Inc.  
Certified Public Accountants

February 8, 2013

**Management's Discussion and Analysis  
Cass County, Texas  
For the Fiscal Year Ended September 30, 2012**

**-UNAUDITED-**

**MANAGEMENT'S DISCUSSION AND ANALYSIS**

In this section of the Annual Financial and Compliance Report, we, the commissioners of Cass County, discuss and analyze the County's financial performance for the fiscal year ended September 30, 2012. Please read it in conjunction with the independent auditors' report on page 1, and the County's Basic Financial Statements which begin on page 12.

**FINANCIAL HIGHLIGHTS**

The County's net assets increased by \$774,885 as a result of this year's operations. Fines, forfeitures, charges for services and program revenues accounted for \$2,502,310 or 20.55% of total revenue, operating and capital grants provided revenues totaling \$1,881,681 or 15.45% and general revenues (including taxes) accounted for \$7,792,091 or 64.00%.

During the year, the County had expenses that were \$774,885 less than the \$12,176,082 generated in tax and other revenues for governmental programs (before special items).

The general fund (which includes "The General Fund" and "Tobacco Fund") reported a positive fund balance of \$1,742,540.

**USING THIS ANNUAL REPORT**

This annual report consists of a series of financial statements. The government-wide financial statements include the Statement of Net Assets and the Statement of Activities (on pages 12 and 13-14). These provide information about the activities of the County as a whole and present a longer-term view of the County's property and debt obligations and other financial matters. They reflect the flow of total economic resources in a manner similar to the financial reports of a business enterprise.

Fund financial statements (starting on page 15) report the County's operations in more detail than the government-wide statements by providing information about the County's most significant funds. For governmental activities, these statements tell how services were financed in the short term as well as what resources remain for future spending. They reflect the flow of current financial resources, and supply the basis for tax levies and the appropriations budget. The remaining statements, fiduciary statements, provide financial information about activities for which the County acts solely as a trustee or agent for the benefit of individuals and entities as required by statute or judicial order.

The notes to the financial statements (starting on page 20) provide narrative explanations or additional data needed for full disclosure in the government-wide statements or the fund financial statements.

The combining statements for nonmajor funds contain even more information about the County's individual funds.



**Management's Discussion and Analysis  
Cass County, Texas  
For the Fiscal Year Ended September 30, 2012**

**-UNAUDITED-**

**Reporting the County as a Whole**

***The Statement of Net Assets and the Statement of Activities***

The analysis of the County's overall financial condition and operations begins on page 12. Its primary purpose is to show whether the County is better off or worse off as a result of the year's activities. The Statement of Net Assets includes all the County's assets and liabilities at the end of the year while the Statement of Activities includes all the revenues and expenses generated by the County's operations during the year. These apply the accrual basis of accounting which is the basis used by private sector companies.

All of the current year's revenues and expenses are taken into account regardless of when cash is received or paid. The County's revenues are divided into those provided by outside parties who share the costs of some programs and revenues provided by the taxpayers or by other non-grant sources (general revenues). All the County's assets are reported whether they serve the current year or future years. Liabilities are considered regardless of whether they must be paid in the current or future years.

These two statements report the County's net assets and changes in them. The County's net assets (the difference between assets and liabilities) provide one measure of the County's financial health, or financial position. Over time, increases or decreases in the County's net assets are one indicator of whether its financial health is improving or deteriorating. To fully assess the overall health of the County, however, you should consider nonfinancial factors as well, such as changes in the County's property tax base and the condition of the County's facilities.

In the Statement of Net Assets and the Statement of Activities, the County's activities are presented as:

Governmental activities—the County's basic services are reported here. Property taxes, state and federal grants finance most of these activities.

**Reporting the County's Most Significant Funds**

***Fund Financial Statements***

The fund financial statements begin on page 15 and provide detailed information about the most significant funds—not the County as a whole. Laws and contracts require the County to establish some funds. The County's administration establishes many other funds to help it control and manage money for particular purposes (like roads and bridge, jury, etc.). The County has one kind of fund—governmental, which uses the modified-accrual basis of accounting.

Governmental funds—most of the County's basic services are reported in governmental funds. These use modified accrual accounting (a method that measures the receipt and disbursement of cash and all other financial assets that can be readily converted to cash) and report balances that are available for future spending. The governmental fund statements provide a detailed short-term view of the County's general operations and the basic services it provides. We describe the differences between governmental



**Management's Discussion and Analysis**  
**Cass County, Texas**  
**For the Fiscal Year Ended September 30, 2012**

**-UNAUDITED-**

activities (reported in the Statement of Net Assets and the Statement of Activities) and governmental funds in reconciliation schedules following each of the fund financial statements.

**The County as Trustee**

***Reporting the County's Fiduciary Responsibilities***

The County is the trustee, or fiduciary, for money raised by escrow accounts held by the District Clerk and other monies held temporarily such as taxes and fines. All of the County's fiduciary activities are reported in separate Statements of Fiduciary Net Assets on page 19. We exclude these resources from the County's other financial statements because the County cannot use these assets to finance its operations. The County is only responsible for ensuring that the assets reported in these funds are used for their intended purposes.





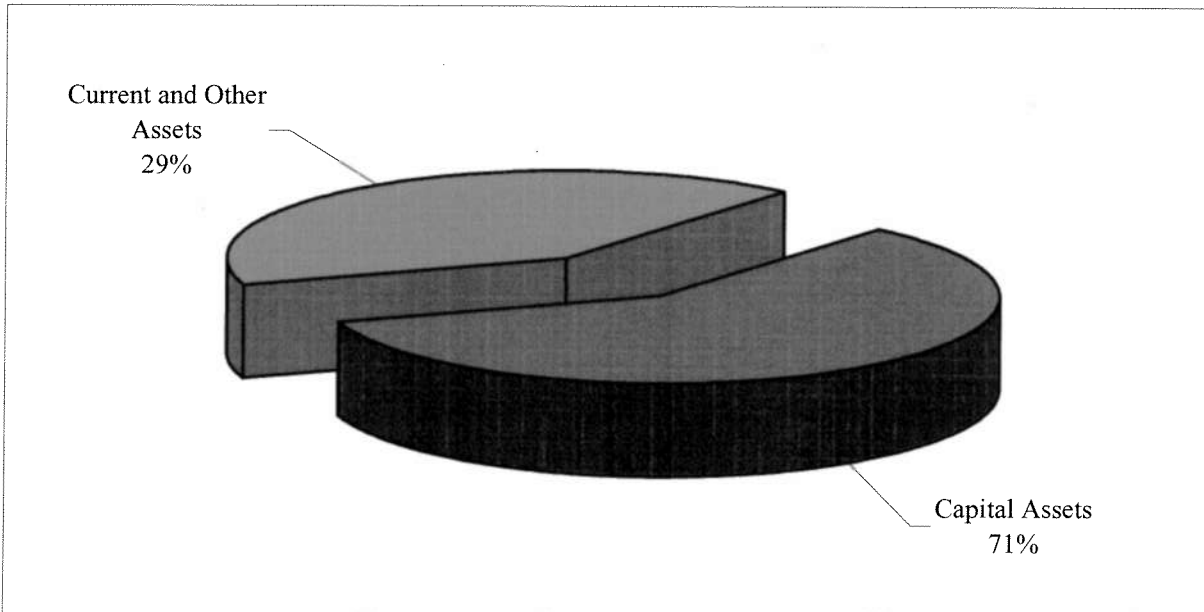
**Management's Discussion and Analysis  
Cass County, Texas  
For the Fiscal Year Ended September 30, 2012**

**-UNAUDITED-**

**Table I  
Cass County**

**NET ASSETS**

	%	Governmental Activities 2011	Governmental Activities 2012
	Change		
Current and other assets	2.06	\$ 5,726,579	\$ 5,844,526
Capital assets	10.93	12,927,559	14,340,142
Total assets	8.20	18,654,138	20,184,668
Long-term liabilities	(4.77)	6,892,016	6,563,424
Other liabilities	(2.89)	1,629,262	1,582,165
Total liabilities	(4.41)	8,521,278	8,145,589
Net Assets:			
Invested in capital assets net of related debt	28.85	6,035,543	7,776,718
Restricted	42.31	180,847	257,367
Unrestricted – including reserved for capital projects	2.26	3,916,470	4,004,994
Total net assets	18.81	\$ 10,132,860	\$ 12,039,079



**Management's Discussion and Analysis**  
**Cass County, Texas**  
**For the Fiscal Year Ended September 30, 2012**

-UNAUDITED-

**Table II**  
**Cass County**

**CHANGES IN NET ASSETS**

	%	Governmental Activities 2011	Governmental Activities 2012
	Change		
<b>Revenues:</b>			
<b>Program Revenues:</b>			
Fines, forfeitures and charges for services	(9.31)	\$ 2,759,096	\$ 2,502,310
Operating grants and contributions	20.43	1,087,647	1,309,894
Capital grants and contributions	(63.49)	1,566,271	571,787
<b>General Revenues:</b>			
Maintenance and operations taxes	5.97	6,627,719	7,023,172
Debt service taxes	(4.14)	572,425	548,748
Investment earnings	215.84	6,988	22,071
Miscellaneous	215.41	62,807	198,100
Total Revenue	(4.00)	12,682,953	12,176,082
<b>Expenses:</b>			
Administration and Financial	(13.12)	3,071,033	2,668,177
Road and Bridge	(6.32)	2,173,998	2,036,602
Corrections	(5.69)	407,022	383,855
Law Enforcement	8.74	3,207,201	3,487,514
Judicial	(4.61)	1,783,532	1,701,365
Community Services	20.13	551,093	662,003
Debt Service	(8.85)	321,313	292,876
Other	100.00	250	168,805
Total Expenses	(0.99)	11,515,442	11,401,197
Increase in net assets before transf and spec. items		1,167,511	774,885
Adjustment to Net Assets – see fixed asset note		-0-	1,131,334
Net assets Beginning of Year		8,965,349	10,132,860
Net assets End of Year		\$ 10,132,860	\$ 12,039,079



**Management's Discussion and Analysis  
Cass County, Texas  
For the Fiscal Year Ended September 30, 2012**

**-UNAUDITED-**

TABLE II  
CHART A – REVENUES

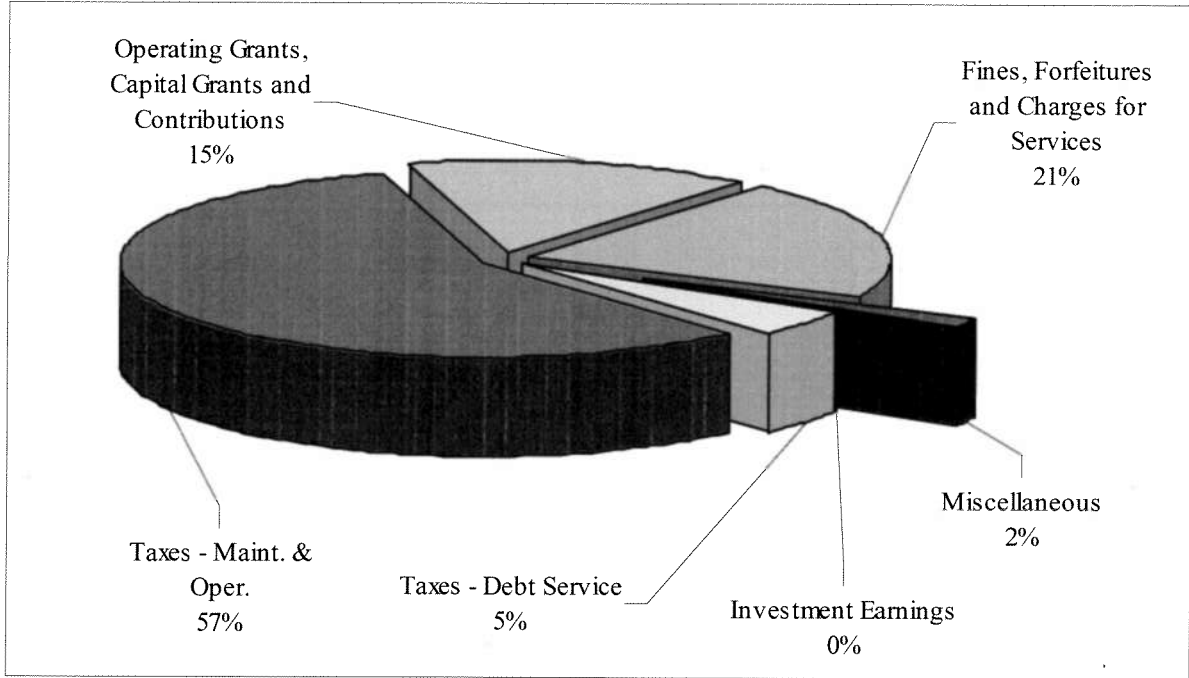
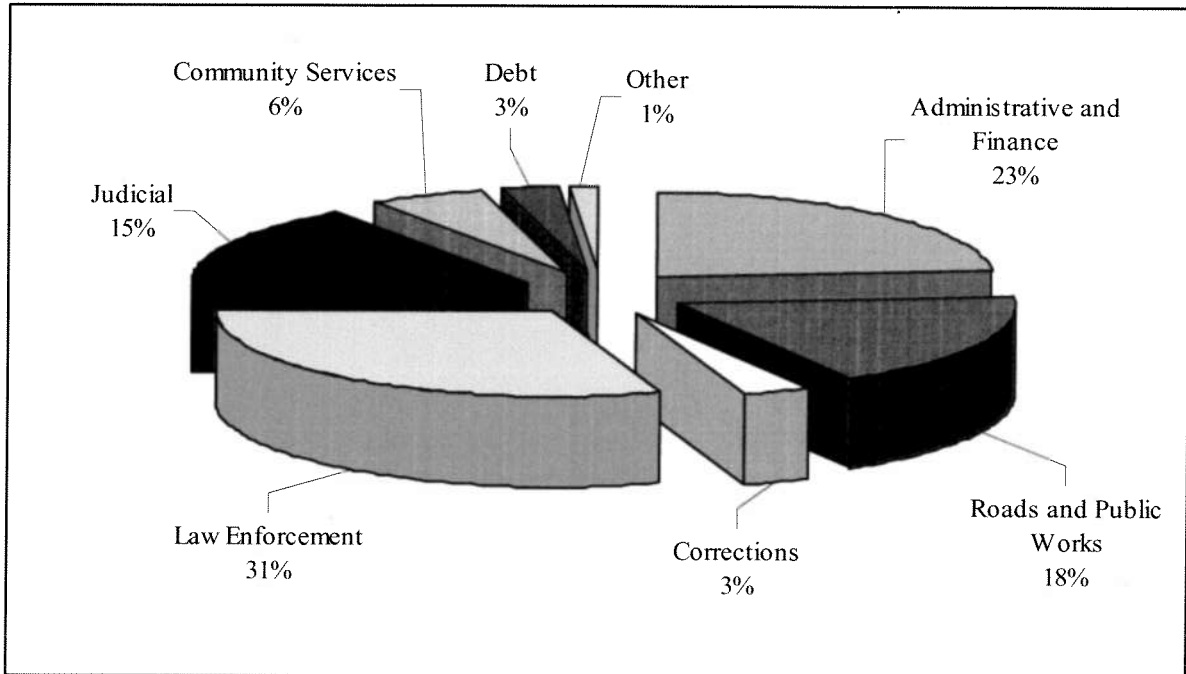


TABLE II  
CHART B - EXPENSES



**Management's Discussion and Analysis**  
**Cass County, Texas**  
**For the Fiscal Year Ended September 30, 2012**

**-UNAUDITED-**

During the year, the Commissioners court amended various appropriations of funds relating to preliminary studies of internal control systems and related to changing, unforeseen, costs.

The cost of all governmental activities this year was \$11,401,197. However, as shown in the Statement of Activities on pages 13 and 14, the amount that our taxpayers ultimately financed for these activities through County taxes was only \$6,797,035 because some of the costs were paid by fines, forfeitures and those who benefited from the programs (\$2,502,310) or by other governments and organizations that subsidized certain programs with grants and contributions (\$1,881,681) or by interest income, other revenues or usage of fund balance (\$220,171).

### **THE COUNTY'S FUNDS**

As the County completed the year, its governmental funds (as presented in the balance sheet on page 15) reported a combined fund balance of \$3,572,274, which is \$175,634 above last year's total of \$3,396,640. Included in this year's total change in fund balance is an increase in the General Fund of \$177,748, a increase in the Road and Bridge Funds \$151,901, increase in Debt Service Fund of \$76,520, and decrease in all other non-major funds totaling \$230,535.

Over the course of the year, the Commissioners Court revised the County's budget several times. These budget amendments fall into two categories. These revisions included amendments and supplemental appropriations that were approved shortly after the beginning of the year to reflect the actual beginning balances (versus the amounts we estimated in September 2011). The second category involved amendments moving funds from programs that did not need all the resources originally appropriated to them to programs with resource needs.

The County's General Fund balance of \$1,742,540 reported on page 15 differs from the General Fund's budgetary fund balance of \$1,678,762 reported in the budgetary comparison schedule on page 38.

### **CAPITAL ASSET AND DEBT ADMINISTRATION**

#### ***Capital Assets***

At the end of 2012, the County had \$18,027,102 invested in a broad range of capital assets, including facilities and equipment, administration, law enforcement, court and maintenance. There was a net decrease in capital assets of \$718,018 over last year due to inventory adjustments and historical renovation on the court house.

#### ***Debt***

At year-end, the County had outstanding bonds of \$6,475,000, which was a decrease of \$225,000 or 3.36% of the beginning balance. The County also had a net decrease of \$103,220 (or 54%) of notes and leases payable.



**Management's Discussion and Analysis  
Cass County, Texas  
For the Fiscal Year Ended September 30, 2012**

**-UNAUDITED-**

**ECONOMIC FACTORS AND NEXT YEAR'S BUDGETS AND RATES**


The County's elected and appointed officials considered many factors when setting the fiscal-year 2013 budget, tax rates.

These indicators were taken into account when adopting the General Fund budget for 2013. Indicators and factors which materially influence the budget are amounts available for appropriation in the General Fund budget, budgeted expenditures and the County future capital expenditure needs.

If these estimates are realized, the County's budgetary General Fund balance is expected to increase as of the close of 2013.

**CONTACTING THE COUNTY'S FINANCIAL MANAGEMENT**

This financial report is designed to provide our citizens, taxpayers, customers, and creditors with a general overview of the County's finances and to show the County's accountability for the money it receives. If you have questions about this report or need additional financial information, contact the County's business office, at Cass County, P.O. Box 152, Linden, Texas 75563.



# BASIC FINANCIAL STATEMENTS



**CASS COUNTY, TEXAS**

Exhibit A-1

**Statement of Net Assets****September 30, 2012****ASSETS:**

Cash and Cash Equivalents	\$1,856,929
Investments	2,756,683
Accounts Receivable	263,902
Due from Other Governments	186,219
Property Taxes Receivable (Delinquent)	839,562
Allowance for Uncollectible Taxes	(58,769)
Land	156,820
Buildings, net	7,701,048
Furniture and Equipment, net	1,668,271
Construction in Progress	4,814,003
Leased Property Under Capital Leases, net	0
<b>Total Assets</b>	<u>20,184,668</u>

**LIABILITIES****Current**

Accounts Payable	306,755
Due to Other Governments	0
Deferred Revenues	1,275,410

**Long-term Liabilities:**

Due Within One Year	279,369
Due in More Than One Year	6,284,055
<b>Total Liabilities</b>	<u>8,145,589</u>

**NET ASSETS**

Invested in Capital Assets, Net of Related Debt	7,776,718
Assigned - Debt Service	257,367
Unassigned - including reserved for capital projects	4,004,994
<b>Total Net Assets</b>	<u>\$12,039,079</u>

**CASS COUNTY , TEXAS**  
**Statement of Activities**  
**For The Year Ended September 30, 2012**

	FINES, FORFEITURES AND OPERATING REVENUES	OPERATING GRANTS AND CONTRIBUTIONS
EXPENSES		
GOVERNMENTAL ACTIVITIES		
Administration and Finance	\$2,668,177	\$717,294
Roads and Public Works	2,036,602	942,027
Corrections	383,855	15,303
Law Enforcement	3,487,514	116,811
Judicial	1,701,365	644,532
Community Services	662,003	66,343
Debt Service	292,876	
Other Expenses	168,805	
<b>TOTAL PRIMARY GOVERNMENT</b>	<b>11,401,197</b>	<b>2,502,310</b>
		<b>1,309,894</b>

General Revenues:

Property Taxes Levied for General Purposes  
Property Taxes Levied for Debt Purposes  
Investment Earnings  
Miscellaneous Local and Intermediate Revenue  
Total General Revenues and Transfers

Change in Net Assets  
Adjustments to Net Assets - See Note IV-R  
Net Assets, Beginning  
Net Assets, Ending



**Exhibit B-1**

<u>CAPITAL GRANTS AND CONTRIBUTIONS</u>	<u>TOTAL GOVERNMENTAL ACTIVITIES</u>
\$571,787	(\$1,379,096)
	(541,277)
	(41,531)
	(3,176,212)
	(931,655)
	(485,754)
	(292,876)
	(168,805)
<u>571,787</u>	<u>(7,017,206)</u>
	7,023,172
	548,748
	22,071
	198,100
	<u>7,792,091</u>
	774,885
	1,131,334
	<u>10,132,860</u>
	<u>\$12,039,079</u>

**CASS COUNTY, TEXAS**  
**BALANCE SHEET - GOVERNMENTAL FUNDS**  
**September 30, 2012**

Exhibit C-1

ASSETS:	General Fund	Road and Bridge Fund	Debt Service Fund	THCPP Fund	Other Funds	Total Governmental Funds
Cash	\$1,467,939	\$172,876	\$6,461		\$422,109	\$2,069,385
Investments	680,311	617,224	289,857		1,169,291	2,756,683
Accounts receivable	192,394	64,755	2,446		4,307	263,902
Property taxes receivable - delinquent	655,042	99,655	72,003		12,862	839,562
Allowance for uncollectible taxes	(45,853)	(6,976)	(5,040)		(900)	(58,769)
Due from other funds	60,000					60,000
Due from other governmental agencies	6,000			\$180,219		186,219
<b>TOTAL ASSETS</b>	<b>\$3,015,833</b>	<b>\$947,534</b>	<b>\$365,727</b>	<b>\$180,219</b>	<b>\$1,607,669</b>	<b>\$6,116,982</b>
<b>LIABILITIES &amp; FUND EQUITY:</b>						
<b>LIABILITIES:</b>						
Accounts payable	\$174,006	\$70,062		\$19,296	\$43,391	\$306,755
Accounts payable-bank overdraft				160,923	51,533	212,456
Deferred revenues	1,099,287	84,375	\$48,360		733,475	1,965,497
Due to other funds			60,000			60,000
Due to other governments						0
<b>TOTAL LIABILITIES</b>	<b>1,273,293</b>	<b>154,437</b>	<b>108,360</b>	<b>180,219</b>	<b>828,399</b>	<b>2,544,708</b>
<b>FUND EQUITY:</b>						
Assigned fund balance	127,117	793,097	257,367	0	779,270	1,956,851
Unassigned fund balance	1,615,423				0	1,615,423
<b>TOTAL FUND BALANCES</b>	<b>1,742,540</b>	<b>793,097</b>	<b>257,367</b>	<b>0</b>	<b>779,270</b>	<b>3,572,274</b>
<b>TOTAL LIABILITIES AND FUND BALANCES</b>	<b>\$3,015,833</b>	<b>\$947,534</b>	<b>\$365,727</b>	<b>\$180,219</b>	<b>\$1,607,669</b>	<b>\$6,116,982</b>

**CASS COUNTY, TEXAS**

Exhibit C-2

**Reconciliation of the Governmental Funds Balance Sheet to the Statement of Net Assets  
September 30, 2012**

---

---

<b>Total Fund Balances - Governmental Funds</b>	\$3,572,274
Capital assets used in governmental activities are not financial resources and therefore are not reported in governmental funds. At the beginning of the year, the cost of these assets was \$ 18,745,120 and the accumulated depreciation was \$ 5,817,561. In addition, long-term liabilities, including bonds payable, are not due and payable in the current period, and, therefore are not reported as liabilities in the funds. The net effect of including the beginning balances for capital assets (net of depreciation) and long-term debt in the governmental activities is to increase (decrease) net assets.	6,035,543
Current year capital outlays and long-term debt principal payments are expenditures in the fund financial statements, but they should be shown as increases in capital assets and reductions in long-term debt in the government-wide financial statements. The net effect of including the current year's capital outlays and debt principal payments is to increase (decrease) net assets.	1,200,935
The current year's depreciation expense increases accumulated depreciation. The net effect of the current year's depreciation is to decrease net assets.	(587,920)
Various other reclassifications and eliminations are necessary to convert from the modified accrual basis of accounting to accrual basis of accounting. These include recognizing deferred revenue as revenue, eliminating interfund transactions, reclassifying the proceeds of bond sales as an increase in bonds payable and recognizing the liabilities associated with maturing long-term debt and interest. The net effect of these reclassifications and recognitions is to increase (decrease) net assets.	1,818,247
<b>Net Assets of Governmental Activities</b>	<u><u>\$12,039,079</u></u>

**CASS COUNTY , TEXAS**  
**STATEMENT OF REVENUE, EXPENDITURES, AND CHANGES IN FUND BALANCE**  
**GOVERNMENTAL FUNDS**  
**For The Year Ended September 30, 2012**

Exhibit C-3

	General Fund	Road and Bridge Fund	Debt Service Fund	THCPP Fund	Other Funds	Total Governmental Funds
<b>REVENUES:</b>						
Taxes	\$6,044,062	\$903,673	\$594,224		\$116,217	\$7,658,176
Licenses and permits	214,071	691,931				906,002
Intergovernmental revenues - miscellaneous					89,382	89,382
Intergovernmental revenues - Federal & State	521,691	95,612		\$571,787	849,199	2,038,289
Intergovernmental revenues - local						
Charges for services	232,020				78,060	310,080
Fines and forfeitures	609,644	250,096			923	860,663
Earnings on investments	17,863	1,737	172		2,299	22,071
Miscellaneous revenues	76,516	39,840		137,295	35,784	289,435
<b>Total revenues</b>	<b>7,715,867</b>	<b>1,982,889</b>	<b>594,396</b>	<b>709,082</b>	<b>1,171,864</b>	<b>12,174,098</b>
<b>EXPENDITURES:</b>						
<b>Current:</b>						
Administration and finance	2,037,693				0	2,037,693
Roads and public works		1,656,510			253,277	1,909,787
Corrections					346,130	346,130
Law enforcement	3,336,201					3,336,201
Judicial	1,140,857				510,803	1,651,660
Community services	482,237				77,209	559,446
Other expenditures	148,649				20,156	168,805
<b>Debt service:</b>						
Principal on debt	37,082	66,510	225,000			328,592
Interest on debt			292,226			292,226
Related fees			650			650
Capital outlay	357,935	107,968		708,597	208,523	1,383,023
<b>Total expenditures</b>	<b>7,540,654</b>	<b>1,830,988</b>	<b>517,876</b>	<b>708,597</b>	<b>1,416,098</b>	<b>12,014,213</b>
Excess of revenues over (under) expenditures	175,213	151,901	76,520	485	(244,234)	159,885
<b>OTHER FINANCING SOURCES &amp; (USES):</b>						
Loan proceeds	10,033				0	10,033
Transfers to other governmental entities	69,806				(64,090)	5,716
Transfers from other funds	44,615	1,641,517			80,536	1,766,668
Transfers to other funds	(121,919)	(1,641,517)			(3,232)	(1,766,668)
<b>Total other financing sources (uses)</b>	<b>2,535</b>	<b>0</b>	<b>0</b>	<b>0</b>	<b>13,214</b>	<b>15,749</b>
Excess of revenues and other sources over (under) expenditures and other uses	177,748	151,901	76,520	485	(231,020)	175,634
Fund balance, October 1	1,564,792	641,196	180,847	(485)	1,015,215	3,401,565
Adjustments					(4,925)	(4,925)
<b>Fund balance, September 30</b>	<b>\$1,742,540</b>	<b>\$793,097</b>	<b>\$257,367</b>	<b>\$0</b>	<b>\$779,270</b>	<b>\$3,572,274</b>

**CASS COUNTY, TEXAS**

**Exhibit C-4**

**Reconciliation of the Governmental Funds Statement of Revenues,  
Expenditures and Changes in Fund Balances to the Statement of Activities  
For the Year Ended September 30, 2012**

---

---

<b>Total Net Change in Fund Balances - Governmental Funds</b>	\$175,634
Current year capital outlays and long-term debt principal payments are expenditures in the fund financial statements, but they should be shown as increases in capital assets and reductions in long-term debt in the government-wide financial statements. The net effect of including the current year's capital outlays and debt principal payments is to increase (decrease) net assets.	1,200,935
Depreciation is not recognized as an expense in governmental funds since it does not require the use of current financial resources. The net effect of the current year's depreciation is to decrease net assets.	(587,920)
Various other reclassifications and eliminations are necessary to convert from the modified accrual basis of accounting to accrual basis of accounting. These include recognizing deferred revenue as revenue, adjusting current year revenue to show the revenue earned from the current year's tax levy, eliminating interfund transactions, reclassifying the proceeds of bond sales, and recognizing the liabilities associated with maturing long-term debt and interest. The net effect of these reclassifications and recognitions is to increase (decrease) net assets.	(13,764)
<b>Change in Net Assets of Governmental Activities</b>	<u><u>774,885</u></u>

**CASS COUNTY, TEXAS**  
**Statement of Fiduciary Net Assets**  
**September 30, 2012**

Exhibit D-1

	<u>AGENCY FUNDS</u>
<b>ASSETS:</b>	
Cash	\$642,564
Restricted investments - District Clerk	1,070,482
Accounts receivable	
Total Assets	<u>1,713,046</u>
<b>LIABILITIES</b>	
Accounts payable	98,956
Due to other governments	460,254
Due to other entities	1,153,836
Total Liabilities	<u>1,713,046</u>
<b>NET ASSETS</b>	
Unrestricted Net Assets	<u>0</u>
Total Net Assets	<u><u>\$0</u></u>

**NOTE I. SUMMARY OF SIGNIFICANT ACCOUNTING POLICIES**

Cass County, Texas (the "County") is governed by an elected four-member Commissioners' Court and an elected County Judge, with the Commissioners' Court serving as the principal decision-making body of the County. The County Judge serves as an administrative official and votes with the Court as a tiebreaker only. The County performs all local governmental functions within its jurisdiction.

The County prepares its general purpose financial statements in conformity with generally accepted accounting principles promulgated by Governmental Accounting Standards Board and other authoritative sources identified in *Statements on Auditing Standards No. 69* of the American Institute of Public Accountants and the requirements of contracts and grants of agencies from which it receives funds.

**A. REPORTING ENTITY**

In evaluating how to define the County, for financial reporting purposes, management has considered all potential component units. The decision to include a potential component unit in the reporting entity was made by applying the criteria set forth in GAAP. The basic, but not the only, criterion for including a potential component unit within the reporting entity is the governing body's ability to exercise oversight responsibility. The most significant manifestation of this ability is financial interdependency. Other manifestations of the ability to exercise oversight responsibility include, but are not limited to, the selection of governing authority, the designation of management, the ability to significantly influence operations, and accountability for fiscal matters. A second criterion used in evaluating potential component units is the scope of public service. Application of this criterion involves considering whether the activity benefits geographic boundaries of the County and is generally available to its citizens. A third criterion used to evaluate potential component units for inclusion or exclusion from the reporting entity is the existence of special financing relationships, regardless of whether the County is able to exercise oversight responsibilities. Based upon the application of these criteria, no potential component units met the above criteria; therefore, none were included in the reporting entity.

**B. GOVERNMENT-WIDE AND FUND FINANCIAL STATEMENTS**

The Statement of Net Assets and the Statement of Activities are government-wide financial statements. They report information on all of the Cass County, Texas' nonfiduciary activities with most of the interfund activities removed. *Governmental activities* include programs supported primarily by taxes, grants and other intergovernmental revenues.

The Statement of Activities demonstrates how other people or entities that participate in programs the County operates have shared in the payment of the direct costs. The "charges for services" column includes payments made by parties that purchase, use, or directly benefit from goods or services provided by a given function or segment of the County. The "grants and contributions" column includes amounts paid by organizations outside the County to help meet the operational or capital requirements of a given function. If the revenue is not a program revenue, it is a general revenue used to support all of the County's functions. Taxes are always general revenues.

Interfund activities between governmental funds appear as due to/due from on the Governmental Fund Balance Sheet and as other resources and other uses on the governmental fund Statement of Revenues, Expenditures and Changes in Fund Balance. All inter-fund transactions between governmental funds and between governmental funds and internal service funds are eliminated on the government-wide statements. Interfund activities between governmental funds and fiduciary funds remain as due to/due from on the government-wide Statement of Activities.

The fund financial statements provide reports on the financial condition and results of operations for two fund categories - governmental and fiduciary. Since the resources in the fiduciary funds cannot be used for County operations, they are not included in the government-wide statements. The County considers some governmental funds major and reports their financial condition and results of operations in a separate column.

**C. MEASUREMENT FOCUS, BASIS OF ACCOUNTING AND FINANCIAL STATEMENT PRESENTATION**

The government-wide financial statements use the economic resources measurement focus and the accrual basis of accounting, as do fiduciary fund financial statements. Revenues are recorded when earned and expenses are recorded when a liability is incurred, regardless of the timing of the related cash flows. Property taxes are recognized as revenues in the year for which they are levied. Grants and similar items are recognized as revenue as soon as all eligibility requirements imposed by the provider have been met.

Governmental fund financial statements use the current financial resources measurement focus and the modified accrual accounting. With this measurement focus, only current assets, current liabilities and fund balances are included on the balance sheet. Operating statements of these funds present increases (revenues and other financing sources) and decreases (expenditures and other financing uses) in net current assets.

The modified accrual basis of accounting recognizes revenues in the accounting period in which they become both measurable and available, and it recognizes expenditures in the accounting period in which the fund liability is incurred, if measurable, except for un-matured interest on General Long-Term Debt, which is recognized when due. The expenditures related to certain compensated absences and claims and judgments are recognized when the obligations are to be liquidated with expendable available financial resources. The County considers all revenues available if they are collectible within 60 days after year-end.

Revenues from local sources consist primarily of property taxes. Property tax revenues and revenues received from the State are recognized under the susceptible-to-accrual concept. Miscellaneous revenues are recorded as revenue when received in cash because they are generally not measurable until actually received. Investment earnings are recorded as earned, since they are both measurable and available.

Grant funds are considered to be earned to the extent of expenditures made under the provisions of the grant. Accordingly, when such funds are received, they are recorded as deferred revenues until related and authorized expenditures have been made. If balances have not been expended by the end of the project period, grantors sometimes require the County to refund all or part of the unused amount.

**D. FUND ACCOUNTING**

The County reports the following major governmental funds:

**The General Fund** – The general fund is the County's primary operating fund. It accounts for all financial resources except those required to be accounted for in another fund.

**Road And Bridge Special Revenue Fund(s)** – These funds are aggregated on the financial statement and have the primary purpose of allocating revenues to the various precincts of the County where each elected commissioner is responsible for maintenance of County infrastructure.



**CASS COUNTY, TEXAS**  
**Notes to the Financial Statements**  
**For the Year Ended September 30, 2012**

---

**Debt Service Funds** – The County accounts for resources accumulated and payments made for principal and interest on long-term general obligation debt of governmental funds in a debt service fund.

**Capital Projects Fund** – The County accounts for major construction in progress through this fund.

Additionally, the County reports the following fund type(s):

Governmental Funds:

**Special Revenue Funds** – The County accounts for resources restricted to, or designated for, specific purposes by the County or a grantor in a special revenue fund. Most Federal and some State financial assistance is accounted for in a Special Revenue Fund, and, occasionally, unused balances must be returned to the grantor at the close of specified project periods.

Fiduciary Funds:

**Agency Funds** – These custodial funds are used to account for organizational activities requiring clearing accounts. Financial resources for the Agency funds are recorded as assets and liabilities; therefore, these funds do not include revenues and expenditures and have no fund equity. If any unused resources are declared surplus, they are transferred to the General Fund with a recommendation to the Commissioners' Court for an appropriate utilization through a budgeted program

**E. OTHER ACCOUNTING POLICIES**

**1. Cash Equivalents**

The County considers highly liquid investments to be cash equivalents if they have maturity of three months or less when purchased.

**2. Investments**

In accordance with GASB Statement No. 31, the District's policy is to report market investments and short-term interest earning investment contracts at amortized cost. The term "short-term" refers to investments, which have a remaining term of one year or less at time of purchase which approximates market value (generally recorded at fair value).

**3. Inventories**

Inventories of supplies on the balance sheet are stated at FIFO cost and they include consumable maintenance, instructional, and office items. Supplies are recorded as expenditures when they are consumed. Inventories as of the balance sheet date are considered immaterial and not booked.

**4. Long-term Debt**

In the government-wide financial statements, long-term debt and other long-term obligations are reported as liabilities in the applicable governmental activities.

**5. Vacation and Sick Leave**

Vacations are granted to all full-time permanent employees of the County. The number of days range from five (5) to fifteen (15) days, depending upon length of continuous service. No more than one year's vacation accrual may be carried over at the end of any calendar year, and at termination, all accrued vacation must be used. Therefore, no liability has been accrued in the

CASS COUNTY, TEXAS  
Notes to the Financial Statements  
For the Year Ended September 30, 2012

---

accompanying general-purpose financial statements. However, in the event of an employee's death, any accrued vacation shall be paid to his or her beneficiary.

All full-time permanent employees of the County are eligible to accrue up to a maximum of sixty (60) days of compensated sick leave at a rate of six days per year. Employees are not entitled to payment for unused sick leave upon termination. Sick leave is allowed to be accumulated but does not vest. Therefore, a liability for unused sick leave has not been recorded in the accompanying general-purpose financial statements

**6. General Fixed Assets**

Capital assets, which include land, buildings, furniture and equipment, are reported in the applicable governmental or business-type activities columns in the government-wide financial statements. The County defines capital assets as assets with an initial, individual cost of more than \$5,000 and an estimated useful life in excess of two years. Such assets are recorded at historical cost or estimated historical cost if purchased or constructed. Donated capital assets are recorded at estimated fair market value at the date of donation.

The costs of normal maintenance and repairs that do not add to the value of the asset or materially extend assets lives are not capitalized. Major outlays for capital assets and improvements are capitalized as projects are constructed.

Buildings, furniture and equipment of the County are depreciated using the straight-line method over the following estimated useful lives:

Buildings	20 - 50 years
Other Vehicles	5 - 8 years
Furniture	5 - 8 years
Computer Equipment	3 - 5 years

The County has no restriction on any assets.

**7. Due From (To) Other Funds**

Interfund receivables and payables arise from inter-fund transactions and are recorded in all affected funds in the period in which transactions are executed in the normal course of operations. See Note IV-C for additional discussion of inter-fund receivables and payables.

**8. Fund Equity**

*Nonspendable fund balance*—amounts that are not in a spendable form (such as inventory) or are required to be maintained intact (such as the corpus of an endowment fund). *Restricted fund balance*—amounts constrained to specific purposes by their providers (such as grantors, bondholders, and higher levels of government), through constitutional provisions, or by enabling legislation. *Committed fund balance*—amounts constrained to specific purposes by a government itself, using its highest level of decision-making authority; to be reported as committed, amounts cannot be used for any other purpose unless the government takes the same highest-level action to remove or change the constraint. *Assigned fund balance*—amounts a government *intends* to use for a specific purpose; intent can be expressed by the governing body.

As of September 30, 2012, Assigned Fund Balance included \$127,117 in the General Fund, \$257,367 for Debt Service, \$793,097, for Road and Bridge and \$779,270 for other special revenue funds. Unassigned fund balance in the General Fund totaled \$1,615,423.

**CASS COUNTY, TEXAS**  
**Notes to the Financial Statements**  
**For the Year Ended September 30, 2012**

---

**9. Risk Management**

The County is exposed to various risks of loss related to torts, theft of, damage to and destruction of assets; errors and omissions; injuries to employees; and natural disasters. During fiscal 2012, the County purchased commercial insurance to cover general liabilities. There were no significant reductions in coverage in the past fiscal year, and there are no settlements exceeding insurance coverage for each of the past three fiscal years.

**10. Application of Restricted or Unrestricted Resources**

During the budgeting process, allocation of expenses are determined as to whether it originated following specific guidelines related to restricted assets retained in the fund or whether for other purposes (non-restricted). Restricted assets will be used before unrestricted assets when payments are budgeted for an expenditure, which meets the specific guidelines, set forth by the granting agency.

**11. Estimates and Assumptions**

The preparation of financial statements in conformity with generally accepted accounting principles require management to make estimates and assumptions that effect the reported amounts of assets and liabilities and disclosures of contingent assets and liabilities at the date of the financial statements and the reported amounts of revenue and expenses during the reporting period. Actual results could differ from those estimates.

**NOTE II. RECONCILIATION OF GOVERNMENT-WIDE AND FUND FINANCIAL STATEMENTS**

**A. EXPLANATION OF CERTAIN DIFFERENCES BETWEEN THE GOVERNMENTAL FUND BALANCE SHEET AND THE GOVERNMENT-WIDE STATEMENT OF NET ASSETS**

Exhibit C-2 provides the reconciliation between the fund balance for total governmental funds on the governmental fund balance sheet and the net assets for governmental activities as reported in the government-wide statement of net assets. One element of that reconciliation explains that capital assets are not financial resources and are therefore not reported in governmental funds. In addition, long-term liabilities, including bonds payable, are not due and payable in the current period and are not reported as liabilities in the funds. The details of capital assets and long-term debt at the beginning of the year are as follows:

<u>Capital Assets</u> <u>at the Beginning of the year</u>	<u>Historic Cost</u>	<u>Accumulated</u> <u>Depreciation</u>	<u>Net Value at the</u> <u>Beginning of the Year</u>	<u>Change in</u> <u>Net Assets</u>
Land	156,820		156,820	
Buildings	9,846,639	1,880,441	7,966,198	
Furniture & Equipment	4,173,464	3,473,844	699,620	
Leased Equipment	463,276	463,276	-0-	
Construction in Progress	4,104,921	-0-	4,104,921	
Change in Net Assets				<u>12,927,559</u>
<u>Long-term Liabilities</u> <u>At the Beginning of the year</u>			<u>Payables at the</u> <u>Beginning of the Year</u>	
Bonds Payable			6,700,000	
Loans Payable			<u>192,016</u>	
Change in Net Assets				<u>(6,892,016)</u>
Adjustment to Net Assets				<u>6,035,543</u>

CASS COUNTY, TEXAS  
Notes to the Financial Statements  
For the Year Ended September 30, 2012

**B. EXPLANATION OF CERTAIN DIFFERENCES BETWEEN THE GOVERNMENTAL FUND STATEMENT OF REVENUES, EXPENDITURES, AND CHANGES IN FUND BALANCES AND THE GOVERNMENT-WIDE STATEMENT OF ACTIVITIES**

Exhibit C-4 provides a reconciliation between the net changes in fund balance as shown on the governmental fund statement of revenues, expenditures, and changes in fund balances and the changes in net assets of governmental activities as reported on the government-wide statement of activities. One element of that reconciliation explains that current year capital outlays and debt principal payments are expenditures in the fund financial statements, but should be shown as increases in capital assets and decreases in long-term debt in the government-wide statements. This adjustment affects both the net asset balance and the change in net assets. The details of this adjustment are as follows:

	<u>Amount</u>	<u>Adjustments to Changes in Net Assets</u>	<u>Adjustments to Net Assets</u>
<u>Net Current Year Capital Outlay</u>			
Land	-0-		
Buildings	-0-		
Construction in Progress	709,082		
Furniture and Fixtures	163,261		
Leased Equipment	<u>-0-</u>		
Total Capital Outlay	<u>872,343</u>	<u>872,343</u>	<u>872,343</u>
<u>Debt Principal Payments(Receipts)</u>			
Bond Principal	225,000		
Notes Payable	103,592		
Capital Leases	<u>-0-</u>		
Total Principal Payments	<u>328,592</u>	<u>328,592</u>	<u>328,592</u>
Total Adjustment to Net Assets		<u>1,200,935</u>	<u>1,200,935</u>

Another element of the reconciliation on Exhibit C-4 is described as various other reclassifications and eliminations necessary to convert from the modified accrual basis of accounting to accrual basis of accounting. This adjustment is the result of several items. The details for this element are as follows:

	<u>Amount</u>	<u>Adjustments to Change in Net Assets</u>	<u>Adjustments to Net Assets</u>
<u>Adjustments to Revenue and Deferred Revenue</u>			
Taxes Collected from Prior Year Levies	176,955	(176,955)	
Uncollected Taxes (assumed collectible) from Current Year Levy	178,939	178,939	178,939
Uncollected Taxes (assumed collectible) from Prior Year Levy	511,148		511,148
New Debt	10,033	(10,033)	
Adjustment to Fixed Asset Inventory	1,131,334		1,131,334
Reclassify entries – Other		<u>(5,715)</u>	<u>(3,174)</u>
Total		<u>(13,764)</u>	<u>1,818,247</u>

**NOTE III. STEWARDSHIP, COMPLIANCE, AND ACCOUNTABILITY**

**A. BUDGETARY DATA**

The Commissioner’s Court adopts an "appropriated budget" for the General Fund and Debt Service Fund. The County is required to present the adopted and final amended budgeted revenues and expenditures compared to actual revenues and expenditures for each of these funds. The County compares the final amended budgeted to actual revenues and expenditures. The General Fund and Debt Service Fund Budget(s) reports appear in Exhibit E-1 and E-2.

The following procedures are followed in establishing the budgetary data reflected in the general-purpose financial statements:

1. Prior to September 20 the County prepares a budget for the next succeeding fiscal year beginning October 1. The operating budget includes proposed expenditures and the means of financing them.
2. A meeting of the Court is then called for the purpose of adopting the proposed budget. At least ten days' public notice of the meeting must be given.
3. Prior to October 1, the Court legally enacts the budget through passage of a resolution. Once a budget is approved, it can only be amended at the fund level by approval of a majority of the members of the Court. Amendments are presented to the Court at its regular meetings. Each amendment must have Court approval. As required by law, such amendments are made before the fact, are reflected in the official minutes of the Court, and are not made after fiscal year end. Because the County has a policy of careful budgetary control, several amendments were necessary during the year. There were no significant amendments.
4. Each budget is controlled by the budget coordinator at the revenue and expenditure account level. Budgeted amounts are as amended by the Court. All budget appropriations lapse at year-end. A reconciliation of fund balances for both appropriated budget and non-appropriated budget special revenue funds is as follows:

	September 30, 2012 <u>Fund Balance</u>
Appropriated Budget Funds	\$ -0-
Non-appropriated Budget Funds	<u>-0-</u>
All Special Revenue Funds	<u>\$ -0-</u>

5. The County does not employ encumbrance accounting, whereby encumbrances for goods or purchased services are documented by purchase order and contracts. An encumbrance represents a commitment of Court appropriation related to unperformed contracts for goods and services. The issuance of a purchase order or the signing of a contract creates an encumbrance but does not represent an expenditure for the period, only a commitment to expend resources.

**NOTE IV. DETAILED NOTES ON ALL FUNDS AND ACCOUNT GROUPS**

**A. DEPOSITORY CONTRACT LAW**

The funds of the County must be deposited and invested under terms of a contract, contents of which are set out in the **Depository Contract Law**. The depository bank places approved pledged securities for safekeeping and trust with the County's agency bank in an amount sufficient to protect County funds on a day-to-day basis during the period of the contract. The pledge of approved securities is waived only to the extent of the depository bank's dollar amount of Federal Deposit Insurance Corporation ("FDIC") insurance.

At September 30, 2012, the carrying amount of the County's deposits (cash, certificates of deposit, and interest-bearing savings accounts) was \$2,415,219 and the bank balance was \$2,452,715. The County's combined deposits were fully insured at all times by federal depository insurance or collateralized with securities pledged to the County and held by the County's agent.

In addition, the following is disclosed regarding coverage of combined balances on the date of highest deposit (under secured):

- a. Depository: (1) Texana Bank, Linden, Tx and (2) Guaranty Bond Bank, Mt. Pleasant, Tx
- b. The fair market value of bond and/or security pledged as of the date of the highest combined balance on deposit was: (1) \$2,838,910 and (2) \$1,719,663.
- c. The largest combined balances of cash, savings, and time deposit accounts totaled (1) \$4,165,432 (on February 15, 2012) and (2) \$1,876,197 (on May 1, 2012).
- d. The total amount of FDIC, including TLG Program, coverage at the time of the largest combined balance was (1) \$2,607,347 and (2) \$250,000
- e. Amount under-secured: (1) \$-0- and (2) \$-0-.

The **Public Funds Investments Act** (Government Code Chapter 2256) contains specific provisions in the area of investment practice, management reports and establishment of appropriate policies. Among other things, it requires the County to adopt, implement, and publicize an investment policy. That policy addresses the following areas: (1) safety of principal and liquidity, (2) portfolio diversification, (3) allowable investments (4) acceptable risk levels, (5) expected rate of return, (6) maximum allowable stated maturity of portfolio investments, (7) maximum average dollar-weighted maturity date for the portfolio, (8) investment staff quality and capability, (9) and bid solicitation preferences for certificate of deposits. Statutes authorize the County to invest in (1) obligation of the U.S. Treasury, certain U.S. agencies, and the State of Texas; (2) certificate of deposits, (3) certain municipal securities, (4) money market savings accounts, (5) repurchase agreements, (6) bankers acceptance, (7) Mutual Funds, (8) Investments pools, (9) guaranteed investment contracts, (10) and common trust funds. Temporary investments are reported at cost, which approximates market, and are secured, when necessary, by the Federal Deposit Insurance Corporation (FDIC) or obligations of items 1-4 above at 102% of the investment's market value. The Act also requires the County to have independent auditors perform test procedures related to investment practices as provided by the Act. The County is in substantial compliance with the requirements of the Act and with local policies.

Both cash deposits and investments held at a financial institution can be categorized according to three levels of risk. These three levels of risk are:

- Category 1 - Cash or investments that are insured, registered, or held by the County or its agent in the County's name.

**CASS COUNTY, TEXAS**  
**Notes to the Financial Statements**  
**For the Year Ended September 30, 2012**

- Category 2 - Cash or investments that are uninsured and unregistered held by the counter-party's trust department or agency in the County's name.
- Category 3 - Uninsured and unregistered held by the counter-party, its trust department, or its agency, but not in the County's name.

Based on these three levels of risk, the following table categorizes the County's investments at September 30, 2012.

Investment	Category 1	Category 2	Category 3	Carrying Amount	Market Value
General Fund					
Certificates of deposit	\$686,893			\$ 686,893	\$ 686,893
TexPool			238,156	238,156	238,156
TexClass			276,323	276,323	276,323
Special Revenue Fund					
Certificates of deposit	871,573			871,573	871,573
TexPool			941,521	941,521	941,521
Debt Service Fund					
Certificates of deposit	289,857			289,857	289,857
Totals	<u>\$ 1,848,323</u>	<u>\$ -0-</u>	<u>\$ 1,456,000</u>	<u>\$ 3,304,323</u>	<u>\$ 3,304,323</u>

Maturity information relating to the County's investments at September 30, 2012 are shown below:

	Weighted Average Maturity (Years)
Tex Pool - Texas Local Government Investment Pool	less than 1 year
Certificates of Deposit	less than 1 year

County's Policies Governing Deposits and Investments

In compliance with the Public Funds Investment Act, the County has adopted a deposit and investment policy.

Custodial Credit Risk - Deposits: State law requires governmental entities to contract with financial institutions in which funds will be deposited to secure those deposits with insurance or pledged securities with a fair value equaling or exceeding the amount on deposit at the end of each business day. Authorized collateral to secure funds must be by eligible securities to the extent and in the manner required by the Public Funds Collateral Act. The pledged securities must be in the name of the governmental entity and held by the entity or its agent. Since the County complies with this law, it has no custodial credit risk for deposits.

Foreign Currency Risk: The County does not invest in foreign currency, therefore has no foreign currency risk.

Custodial Credit Risk – Investments: For an investment, this is the risk that, in the event of the failure of the counter-party, the government will not be able to recover the value of its investments or collateral securities that are in the possession of an outside party. Since the government invests in only external investment pools that meet the requirements of Government Code 2256.016 and 2256.019, they have no custodial credit risk for investments.

The County invests in an external investment pool. Financial reports issued by the pool can be obtained from First Public, LLC, 7620 Guadalupe, Austin, TX 78752. The pool is registered with the SEC and has an AAA rating.

**CASS COUNTY, TEXAS**  
**Notes to the Financial Statements**  
**For the Year Ended September 30, 2012**

**B. PROPERTY TAXES**

Property taxes are considered available when collected within the current period or expected to be collected soon enough thereafter to be used to pay liabilities of the current period. The County levies its taxes on October 1 in conformity with Subtitle E, Texas Property Tax Code. Taxes are due upon receipt of the tax bill and are past due and subject to interest if not paid by February 1 of the year following the October 1 levy date. The assessed value of the property tax roll on January 1, 2011, upon which the levy for the 2011-12 fiscal year was based, was \$1,551,400,414. The roll was subsequently decreased to a year-end assessed value of \$1,540,561,177. Taxes are delinquent if not paid by June 30. Delinquent taxes are subject to penalty and interest charges plus delinquent collection fees for attorney costs.

The tax rates assessed for the year ended September 30, 2012, to finance General Fund operations, Special Revenue and the payment of principal and interest on general obligation long-term debt were \$.401184, \$.060025 and \$.037430 per \$100 valuation, respectively, for a total of \$.498639 per \$100 valuation.

Current tax collections for the year ended September 30, 2012, were 100.3% of the year-end adjusted tax levy. Delinquent taxes are prorated between maintenance and debt service based on rates adopted for the year of the levy. Allowances for uncollectible taxes within the General and Debt Service Funds are based on historical experience in collecting taxes. Uncollectible personal property taxes are periodically reviewed and written off, but the County is prohibited from writing off real property taxes without specific statutory authority from the Texas Legislature. As of September 30, 2012, property taxes receivable, net of estimated uncollectible taxes, totaled \$609,189, \$92,679 and \$66,963 for the General, Special Revenue and Debt Service Funds respectively.

**C. INTERFUND PAYABLES AND RECEIVABLES**

Inter-fund balances at September 30, 2012, consisted of the following individual fund receivables and payables:

	Due to Other Funds	Due from Other Funds
General Fund:		
Debt Service		60,000
Debt Service Fund:		
General Fund	60,000	
Total	\$ 60,000	\$ 60,000

**D. CAPITAL ASSET ACTIVITY**

Capital asset activity for the County for the year ended September 30, 2012, was as follows:

	Balance 10/01	Adjustments	Primary Government		Balance 9/30
			Addition	Deletions	
Land	\$ 156,820	\$ -0-	\$ -0-	\$ -0-	\$ 156,820
Buildings and Impr.	9,846,639	(534,746)	-0-	-0-	9,311,893
Furniture & Equipment	4,173,464	(1,008,609)	163,261	(47,006)	3,281,110
Construction in Progress	4,104,921	-0-	709,082	-0-	4,814,003
Leased Equipment – Capital Leases	463,276	-0-	-0-	-0-	463,276
Total at Historical Cost	\$18,745,120	(\$1,543,355)	\$872,343	(\$47,006)	\$18,027,102



**CASS COUNTY, TEXAS**  
**Notes to the Financial Statements**  
**For the Year Ended September 30, 2012**

	Balance 10/01	Adjustments	Primary Government		9/30
			Addition	Balance Deletions	
<b><u>Less Accumulated Depreciation for:</u></b>					
Buildings	\$ 1,880,441	(\$ 665,257)	\$ 395,661	\$ -0-	\$ 1,610,845
Furniture & Equipment	3,473,844	(2,009,432)	192,258	(43,831)	1,612,839
Leased Equipment – Capital Leases	463,276		-0-	-0-	463,276
Total Accumulated Depreciation	<u>\$ 5,817,561</u>	<u>(\$ 2,674,689)</u>	<u>\$ 587,919</u>	<u>\$(43,831)</u>	<u>\$ 3,686,960</u>

Depreciation expense was charged to governmental functions as follows:

Administration and Finance	\$ 119,804
Roads and Public Works	126,815
Law Enforcement	151,313
Judicial	49,705
Corrections	37,725
Community Services	<u>102,557</u>
Total Depreciation Expense	<u>\$ 587,919</u>

**E. LOANS PAYABLE**

During 2008, the County acquired a John Deere Tractor for Precinct #3. A loan in the amount of \$43,000 was obtained from 1<sup>st</sup> National Bank of Linden under Local Government Code Section 271.005. The capitalized cost of the asset, as of the date of purchase, was \$43,000. Twenty-two (22) monthly payments of \$1,044.55. It has an effective interest rate of 6.0%. As of September 30, 2012, the balance due on this loan was \$-0-.

During 2009, the County acquired a Motorgrader for Precinct #1. A loan in the amount of \$162,100 was obtained from Texoma Bank of Linden under Local Government Code Section 271.005. The capitalized cost of the asset, as of the date of purchase, was \$162,100. Thirty-six (36) monthly payments of \$4,858.48. It has an effective interest rate of 6.0%. As of September 30, 2012, the balance due on this loan was \$-0-.

During December 2009, the County entered into a debt agreement for the payment of a telephone system. This loan was obtained from Texoma Bank of Linden under Local Government Code Section 271.005 and had an original amount of \$184,524. The debt is to be paid in sixty (60) monthly payments of \$3,568 with an interest rate of six percent (6%) and have a final payment during fiscal year ending 2015. As of September 30, 2012, the unpaid balance was \$88,424.

	Balance October 1, <u>2011</u>	<u>Additions</u>	<u>Retirements</u>	Balance September 30, <u>2012</u>
John Deere Tractor	\$ 11,935	\$ -0-	\$ 11,935	\$ -0-
Telephone System	125,506	-0-	37,082	88,424
Motor Grader	<u>54,203</u>	<u>-0-</u>	<u>54,203</u>	<u>-0-</u>
Totals	<u>\$ 191,644</u>	<u>\$ -0-</u>	<u>\$ 103,220</u>	<u>\$ 88,424</u>

**CASS COUNTY, TEXAS**  
**Notes to the Financial Statements**  
**For the Year Ended September 30, 2012**

---

Presented below is a summary of the loan's annual requirements to maturity:

<u>Fiscal Year</u>	<u>Principal Amount</u>	<u>Interest Amount</u>	<u>Total</u>
2013	39,369	4,235	43,604
2014	41,797	1,806	43,603
2015	7,258	55	7,313
2016	-0-	-0-	-0-
2017	-0-	-0-	-0-
Thereafter	<u>-0-</u>	<u>-0-</u>	<u>-0-</u>
Total	<u>\$ 88,424</u>	<u>\$ 6,096</u>	<u>\$ 94,520</u>

**F. COMMITMENTS UNDER LEASES**

Operating Leases

There were several commitments under operating (noncapitalized) lease agreements for equipment as of year-end. Net rental expenses for the year ended September 30, 2012, was \$32,145.

Capital Leases

The County had no capital leases in effect as of year-end.

**G. BONDS PAYABLE**

Long-term debt includes general obligation bonds, certificates of obligation, and loans.

During the year ended September 30, 2012, the following changes occurred in bond liabilities reported in the general long-term debt account group:

	Balance October 1, 2011	<u>Additions</u>	<u>Retirements</u>	Balance September 30, 2012
Series 2006 Cert. of Obl.	<u>6,700,000</u>	<u>-0-</u>	<u>225,000</u>	<u>6,475,000</u>
Totals	<u>\$ 6,700,000</u>	<u>\$ -0-</u>	<u>\$ 225,000</u>	<u>\$ 6,475,000</u>

***Certificates of Obligation***

On March 30, 2006, the County issued \$7,500,000 of Certificates of Obligation, Series 2006, for the purpose of renovation and additions to existing structures in order to make a Justice Center. The Certificates were issued pursuant to the Certificate of Obligation Act of 1971, Section 271.041, Texas Local Government Code. As of September 30, 2012, the balance due on these Certificates were \$6,475,000.

**CASS COUNTY, TEXAS**  
**Notes to the Financial Statements**  
**For the Year Ended September 30, 2012**

---

Presented below is a summary of Series 2006 Certificates of Obligations requirements to maturity:

<u>Fiscal Year</u>	<u>Principal Amount</u>	<u>Interest Amount</u>	<u>Total</u>
2013	240,000	280,601	520,601
2014	250,000	268,351	518,351
2015	265,000	255,476	520,476
2016	275,000	241,976	516,976
2017	290,000	228,939	518,939
2018-2022	1,650,000	942,010	2,592,010
2023-2027	2,045,000	545,466	2,590,466
2028-2030	<u>1,460,000</u>	<u>98,108</u>	<u>1,558,108</u>
Total	<u>\$ 6,475,000</u>	<u>\$ 2,860,927</u>	<u>\$ 9,335,927</u>

**H. CHANGES IN LONG-TERM LIABILITIES**

Long-term activity for the year ended September 30, 2012, was as follows:

	<u>Balance October 1, 2011</u>	<u>Additions</u>	<u>Retirements</u>	<u>Balance September 30, 2012</u>	<u>Due Within One Year</u>
Loans Payable	\$ 191,016	\$ -0-	\$ 103,220	\$ 88,424	\$ 39,369
Series 2006 Cert. Of Obl	<u>6,700,000</u>	<u>-0-</u>	<u>225,000</u>	<u>6,475,000</u>	<u>240,000</u>
Totals	<u>\$ 6,891,016</u>	<u>\$ -0-</u>	<u>\$ 328,220</u>	<u>\$ 6,563,424</u>	<u>\$ 279,369</u>

**I. DEFERRED COMPENSATION PLAN**

The County offers its employees a deferred compensation plan created in accordance with Internal Revenue Code Section 457. The plan, available to all County employees, permits them to defer a portion of their salary until future years. Participation in the plan is optional. The deferred compensation is not available to employees until termination, retirement, death or unforeseeable emergency.

All amounts of compensation deferred under the plan, all property and rights purchased with those amounts, and all income attributable to those amounts, property or rights are (until paid or made available to the employee or other beneficiary) solely the property and rights of the County subject only to the claims of the County's general creditors. Participants' rights under the plan are equal to those of general creditors of the County in an amount equal to the fair market value of the deferred account for each participant.

It is the County's opinion that the County has no liability for losses under the plan, but does have the duty of due care that would be required of an ordinary prudent investor. The County believes that it is unlikely that it will use the assets to satisfy the claims of general creditors in the future.

**J. PENSION PLAN OBLIGATIONS**

Plan Description

The County provides pension benefits for all of its full-time employees through a non-traditional, joint contributory, defined benefit plan in the state-wide Texas Municipal Retirement System (TMRS), one of over 700 administered by TMRS, an agent multiple-employer public employee retirement system.

**CASS COUNTY, TEXAS**  
**Notes to the Financial Statements**  
**For the Year Ended September 30, 2012**

---

Benefits depend upon the sum of the employee's contributions to the plan, the interest, and the County-financed monetary credits, with interest. At the date the plan began, the County granted monetary credits for service rendered before the plan began of a theoretical amount equal to two times what would have been contributed by the employee, with interest, prior to establishment of the plan. Monetary credits for service since the plan began are a percent (100%, 150%, or 200%) of the employee's accumulated contributions. In addition, the County can grant as often as annually another type of monetary credit referred to as an updated service credit, a theoretical amount, which when added to the employee's accumulated contributions and the monetary credits and for service since the plan began, would be the total monetary credits and employee contributions accumulated with interest if the current employee contribution rate and the County matching percent had always been in existence and if the employee's salary had always been the average of his salary in the last three years that are one year before the effective date. At retirement, the benefit is calculated as if the sum of the employee's accumulated contributions with interest and the employer-financed monetary credits with interest were used to purchase an annuity.

Members can retire at ages 60 and above with 8 or more years of service or with 25 years of service regardless of age. A member is vested after 8 years. The plan provisions are adopted by the governing body of the County, within the options available in the state statutes governing TMRS and within the actuarial constraints also in the statutes.

**Annual Pension Costs**

The required contribution was determined as part of the December 31, 2010 actuarial valuation using the entry age actuarial cost method. The actuarial assumptions at December 31, 2009 included (a) 8.0 percent investment rate of return (net of administrative expenses), and (b) projected salary increases of 5.4 percent. Both (a) and (b) included an inflation component of 3.5 percent. The actuarial value of assets was determined using techniques that spread the effects of short-term volatility in the market value of investments over a ten-year period. The unfunded actuarial accrued liability is being amortized as a level percentage of projected payroll on a closing basis. The remaining amortization period at December 31, 2010 was 20 years.

**Contributions**

The contribution rate for the employees is 7% and the County ratio is currently 8.63, both as adopted by the governing body of the County. Under the state law governing TMRS, the actuary annually determines the County contribution rate. This rate consists of the normal cost contribution rate and the prior service contribution rate, both of which are calculated to be a level percent of payroll from year to year. The normal cost contribution rate finances the currently accruing monetary credits due to County matching percent, which are the obligation of the County as of an employee's retirement date, not at the time the employee's contributions are made. The normal cost contribution rate is the actuarially determined percent of payroll necessary to satisfy the obligation of the County to each employee at the time his/her retirement becomes effective. The prior service contribution rate amortizes the unfunded actuarial liability over the remainder to the plan's 20-year amortization period. When the County periodically adopts updated service credits and increases in annuities in effect, the increased unfunded actuarial liability is being amortized over a new 20-year period. Currently, the unfunded actuarial liability is being amortized over the 20-year period, which began January 1997. The unit credit actuarial cost method is used for determining the County contribution rate. Both the employees and the County make contributions monthly. Since the County needs to know its contribution rate in advance to budget for it, there is a one-year delay between the actuarial valuation that is the basis for the rate and the calendar year when the rate goes into effect.

**CASS COUNTY, TEXAS**  
**Notes to the Financial Statements**  
**For the Year Ended September 30, 2012**

**Other Pension Plan information:**

A. <u>GASB 27 Calculation Information</u>		<u>2011</u>	<u>2012</u>	
1	GASB 27 compliant contribution rate	9.15%	9.68%	
2	Actuarial assumed investment return rate	9.00%	9.00%	
3	Actuarial amortization factor	12.1561	12.9447	
4	Rate actually used to make contribution	9.15%	9.68%	
B. <u>Actuarial Information</u>				
1	Actuarial valuation date	12/31/09	12/31/10	12/31/11
2	Actuarial cost method	entry age	entry age	entry age
3	Amortization method	---Level percentage of Payroll, closed---		
4	Amortization period in years	18.1	20.0	20.0
5	Asset valuation method	---SAF: 10-yr smoothed value, ESF: Fund Value---		
6	Assumptions:			
	Investment return – includes inflation at the stated rate	8.00%	8.00%	8.00%
	Projected salary increases – includes inflation at stated rate	5.4%	5.4%	5.4%
	Inflation	3.5%	3.5%	3.5%
	Cost of living adjustments	0.0%	0.0%	0.0%
C. <u>Schedule of Funding Information</u>				
1	Actuarial valuation date	12/31/09	12/31/10	12/31/11
2	Actuarial value of assets	12,665,617	12,257,936	12,752,883
3	Actuarial accrued liability (AAL)	15,171,980	15,050,563	15,590,650
4	Unfunded or overfunded Actuarial Accr. Liability	2,506,363	2,792,627	2,837,767
5	Funded ratio	83.48%	81.45%	81.80%
6	Annual covered payroll (actuarial)	5,341,964	5,367,522	4,956,652
7	UAAL or (OAAL) as percentage of covered payroll	46.92%	52.03%	57.22%
D. <u>Note Disclosure variables</u>				
1	Plan Description	<u>2011</u>	<u>2012</u>	
	Number of participating subdivision	618	624	
	Years required for vesting and retirement at age 60	8	8	
	Rule of ___ for retirement eligibility	75	75	
	Service years for retirement at any age	30	30	
	Partial Lump-sum payment option	no	no	
2	Funding Policy			
	Contribution rate for employer	9.15%	9.68%	
	Contribution rate for employee	7.00%	7.00%	
	Regular employer contribution rate	n/a	n/a	Fixed rate plans only
	Supplemental employer contribution rate	n/a	n/a	Fixed rate plans only
3	Other			
	Elected rate in effect	Yes	No	Variable rate plans only
	Supplemental rate in effect	n/a	n/a	Fixed rate plans only

**Schedule of Actuarial Liabilities and Funding Progress**

	Actuarial Valuation Date	Actuarial Value of Assets	Actuarial Accrued Liabilities	Percentage Funded	Unfunded Actuarial Liabilities	Annual Covered Payroll	UAAL Divided by Payroll	County Contributions
	12/31/07	11,530,968	13,203,852	87.33%	1,672,884	4,904,901	34.11%	398,278
	12/31/08	11,466,947	14,117,409	81.23%	2,650,462	5,245,205	50.53%	452,661
	12/31/09	12,665,617	15,171,980	83.48%	2,506,363	5,341,964	46.92%	461,012
	12/31/10	12,257,936	15,050,563	81.45%	2,792,627	5,367,522	52.03%	491,128
	12/31/11	12,752,883	15,590,650	81.80%	2,837,767	4,956,652	57.22%	453,808

**CASS COUNTY, TEXAS**  
**Notes to the Financial Statements**  
**For the Year Ended September 30, 2012**

---

**K. DEFERRED REVENUE**

Deferred revenue at year-end consisted of the following:

	<u>General Fund</u>	<u>Road &amp; Bridge Fund</u>	<u>Debt Service</u>	<u>Other Funds</u>	<u>Total</u>
Net Deferred Prop. Tax	\$ 547,408	\$ 83,569	\$ 48,360	\$ 10,750	\$ 690,087
Other Deferred Revenues	551,879	806	-0-	722,725	1,275,410
Totals	<u>\$1,099,287</u>	<u>\$ 84,375</u>	<u>\$ 48,360</u>	<u>\$ 733,475</u>	<u>\$ 1,965,497</u>

**L. DUE FROM OTHER GOVERNMENTS**

The County participates in a variety of federal and state programs from which it receives grants to partially or fully finance certain activities. As of year-end, there are no material amounts classified as due from other governments.

**M. INDIVIDUAL FUND DISCLOSURES**

At September 30, 2012, the following funds reflected either deficit cash balances or deficit fund balances:

<u>Fund</u>	<u>Cash Balance</u>	<u>Fund Balance</u>
THCPP Fund	(160,923)	
Jury Fund	(31,036)	(41,298)
Park		(4,309)
Law Library		(424)
DA State	(20,497)	(38,781)

**N. LITIGATION AND CONTINGENCIES**

1. As of the report date, the County was not involved in any litigation that would have a material effect on the general-purpose financial statement.
2. The County participates in numerous state and federal grant programs, which are governed by various rules and regulations of the grantor agencies. Costs charged to the respective grant programs are subject to audit and adjustment by the grantor agencies; therefore, to the extent that the County has not complied with the rules and regulations governing the grants, if any, refunds of any money received may be required and the collectability of any related receivable at September 30, 2012 may be impaired. In the opinion of the County, there are no significant contingent liabilities relating to compliance with the rules and regulations governing the respective grants; therefore, no provision has been recorded in the accompanying combined financial statements for such contingencies.

**O. SUBSEQUENT EVENTS**

There were not significant subsequent events reportable.

**CASS COUNTY, TEXAS**  
**Notes to the Financial Statements**  
**For the Year Ended September 30, 2012**

---

**P. DISAGGREGATION OF RECEIVABLES AND PAYABLES**

Receivables at September 30, 2012, were as follows:

	<u>Other</u> <u>Governments</u>	<u>Due From</u> <u>Other Funds</u>	<u>Other</u>	<u>Total</u> <u>Receivables</u>
<b>Governmental Activities:</b>				
General Fund	\$ 6,000	\$60,000	\$192,394	\$258,394
Debt Service	-0-	-0-	2,446	2,446
Road and Bridge	-0-	-0-	64,755	64,755
THCPP Fund	180,219	-0-	-0-	180,219
Nonmajor Gov. Funds	-0-	-0-	4,307	4,307
Total - Governmental Activities	<u>\$186,219</u>	<u>\$60,000</u>	<u>\$263,902</u>	<u>\$510,121</u>
Amounts not scheduled for collection during the subsequent year	<u>\$-0-</u>	<u>\$-0-</u>	<u>\$-0-</u>	<u>\$-0-</u>

Payables at September 30, 2012, were as follows:

	<u>Accounts</u> <u>and</u> <u>Accr. Wages</u>	<u>Due To</u> <u>Other</u> <u>Funds</u>	<u>Due to</u> <u>Other</u> <u>Governments</u>	<u>Other</u>	<u>Total</u> <u>Payables</u>
<b>Governmental Activities:</b>					
General Fund	\$174,006	\$ -0-	\$-0-	\$-0-	\$174,006
Debt Service	-0-	60,000	-0-	-0-	60,000
Road and Bridge	70,062	-0-	-0-	-0-	70,062
THCPP Fund	19,296	-0-	-0-	-0-	19,296
Non-major Gov. Funds	43,391	-0-	-0-	-0-	43,391
Total - Gov. Activities	<u>\$306,755</u>	<u>\$60,000</u>	<u>\$ -0-</u>	<u>\$-0-</u>	<u>\$366,755</u>
Amounts not scheduled for payment during the subsequent year	<u>\$-0-</u>	<u>\$-0-</u>	<u>\$-0-</u>	<u>\$-0-</u>	<u>\$-0-</u>

**OTHER REQUIRED SUPPLEMENTARY SCHEDULES**





**CASS COUNTY, TEXAS**

Exhibit E-1

**STATEMENT OF REVENUE, EXPENDITURES, AND CHANGES IN FUND BALANCE**

**BUDGET TO ACTUAL - GENERAL FUND**

**For The Year Ended September 30, 2012**

	Budgeted Amounts		Actual Amounts (GAAP Basis)	Variance With Final Budget Positive or (Negative)
	Original	Final		
<b>REVENUES:</b>				
Taxes	\$5,871,959	\$6,014,150	\$6,044,062	\$29,912
Licenses and permits	164,800	200,224	214,071	13,847
Intergovernmental revenues - miscellaneous	161,950	138,774	0	(138,774)
Intergovernmental revenues - grants	120,180	293,761	521,691	227,930
Charges for services	244,602	236,286	232,020	(4,266)
Fines and forfeitures	584,800	609,644	609,644	0
Earnings on investments	3,000	8,058	17,863	9,805
Miscellaneous revenues	35,012	76,511	76,516	5
Total revenues	<u>7,186,303</u>	<u>7,577,408</u>	<u>7,715,867</u>	<u>138,459</u>
<b>EXPENDITURES:</b>				
Current:				
Administration and finance	2,284,527	2,040,733	2,037,693	3,040
Roads and public works				0
Corrections				0
Law enforcement	2,755,404	3,337,678	3,336,201	1,477
Judicial	1,120,549	1,144,787	1,140,857	3,930
Community services	634,978	488,298	482,237	6,061
Grant expenditures - flow through			0	0
Other expenditures	154,253	146,749	148,649	(1,900)
Debt service:				
Principal on debt	42,799	43,604	37,082	6,522
Interest on debt			0	0
Related fees			0	0
Capital outlay	130,774	363,702	357,935	5,767
Total expenditures	<u>7,123,284</u>	<u>7,565,551</u>	<u>7,540,654</u>	<u>24,897</u>
Excess (deficiency) of Revenues over (under) Expenditures	<u>63,019</u>	<u>11,857</u>	<u>175,213</u>	<u>163,356</u>
<b>OTHER FINANCING SOURCES (USES)</b>				
Loan proceeds			10,033	10,033
Transfers to other entities			69,806	69,806
Transfers in	46,688	52,113	44,615	(7,498)
Transfers out	(98,708)		(121,919)	(121,919)
Total other financing sources (uses)	<u>(52,020)</u>	<u>52,113</u>	<u>2,535</u>	<u>(49,578)</u>
Net Change In Fund Balances	10,999	63,970	177,748	113,778
Fund balance, October 1 (Beginning)	<u>1,564,792</u>	<u>1,564,792</u>	<u>1,564,792</u>	<u>0</u>
Fund balance, September 30 (Ending)	<u>\$1,575,791</u>	<u>\$1,628,762</u>	<u>\$1,742,540</u>	<u>\$113,778</u>

CASS COUNTY, TEXAS  
STATEMENT OF REVENUE, EXPENDITURES, AND CHANGES IN FUND BALANCE  
BUDGET TO ACTUAL - ROAD AND BRIDGE FUND  
For The Year Ended September 30, 2012

Exhibit E-2

	Budgeted Amounts		Actual Amounts (GAAP Basis)	Variance With Final Budget Positive or (Negative)
	Original	Final		
<b>REVENUES:</b>				
Taxes	\$86,480	\$896,892	\$903,673	\$6,781
Licenses and permits	701,000	690,948	691,931	983
Intergovernmental revenues - miscellaneous	80,000	95,612	0	(95,612)
Intergovernmental revenues - grants		262,319	95,612	(166,707)
Charges for services			0	0
Fines and forfeitures	250,000	252,663	250,096	(2,567)
Earnings on investments	1,000	1,207	1,737	530
Miscellaneous revenues		28,840	39,840	11,000
Total revenues	1,118,480	2,228,481	1,982,889	(245,592)
<b>EXPENDITURES:</b>				
Current:				
Roads and public works	2,021,986	1,849,162	1,656,510	192,652
Debt service:				
Principal on debt	69,410	66,522	66,510	12
Interest on debt			0	0
Related fees			0	0
Capital outlay	155,000	108,446	107,968	478
Total expenditures	2,246,396	2,024,130	1,830,988	193,142
Excess (deficiency) of Revenues over (under) Expenditures	(1,127,916)	204,351	151,901	(52,450)
<b>OTHER FINANCING SOURCES (USES)</b>				
Loan proceeds			0	0
Transfers to other entities			0	0
Transfers in	1,641,517	1,641,517	1,641,517	0
Transfers out	(1,641,517)	(1,641,517)	(1,641,517)	0
Total other financing sources (uses)	0	0	0	0
Net Change In Fund Balances	(1,127,916)	204,351	151,901	(52,450)
Fund balance, October 1 (Beginning)	641,196	641,196	641,196	0
Fund balance, September 30 (Ending)	(\$486,720)	\$845,547	\$793,097	(\$52,450)

**CASS COUNTY, TEXAS**

Exhibit E-3

**STATEMENT OF REVENUE, EXPENDITURES, AND CHANGES IN FUND BALANCE  
BUDGET TO ACTUAL - DEBT SERVICE FUND  
For The Year Ended September 30, 2012**

	Budgeted Amounts		Actual Amounts (GAAP Basis)	Variance With Final Budget Positive or (Negative)
	Original	Final		
<b>REVENUES:</b>				
Taxes	\$543,226	\$573,339	\$594,224	\$20,885
Intergovernmental Revenue			0	0
Earnings on investments	650	151	172	21
<b>Total revenues</b>	<b>543,876</b>	<b>573,490</b>	<b>594,396</b>	<b>20,906</b>
<b>EXPENDITURES:</b>				
Current:				
Debt service:				
Principal on debt	215,000	225,000	225,000	0
Interest on debt	303,226	293,226	292,226	1,000
Related fees	25,650	650	650	0
<b>Total expenditures</b>	<b>543,876</b>	<b>518,876</b>	<b>517,876</b>	<b>1,000</b>
Excess (deficiency) of Revenues over (under) Expenditures	0	54,614	76,520	1,000
Other financing sources (uses):				
Transfers from other funds			0	0
Transfers to other funds			0	0
<b>Total other financing sources (uses)</b>	<b>0</b>	<b>0</b>	<b>0</b>	<b>0</b>
Net Change In Fund Balances	0	54,614	76,520	21,906
Fund balance, October 1 (Beginning)	180,847	180,847	180,847	0
<b>Fund balance, September 30 (Ending)</b>	<b>\$180,847</b>	<b>\$235,461</b>	<b>\$257,367</b>	<b>\$21,906</b>

**CASS COUNTY, TEXAS**  
**STATEMENT OF REVENUE, EXPENDITURES, AND CHANGES IN FUND BALANCE**  
**BUDGET TO ACTUAL - THCPP FUND**  
**For The Year Ended September 30, 2012**

Exhibit E-4

	Budgeted Amounts		Actual Amounts (GAAP Basis)	Variance With Final Budget Positive or (Negative)
	Original	Final		
<b>REVENUES:</b>				
Grants - Federal/State	\$0	\$1,230,544	\$571,787	(\$658,757)
Contributions	0	241,460	137,295	(104,165)
Earnings on investments	0	0	0	0
<b>Total revenues</b>	<b>0</b>	<b>1,472,004</b>	<b>709,082</b>	<b>(762,922)</b>
<b>EXPENDITURES:</b>				
Capital Outlay	0	1,566,948	708,597	858,351
Miscellaneous costs				0
<b>Total expenditures</b>	<b>0</b>	<b>1,566,948</b>	<b>708,597</b>	<b>858,351</b>
Excess (deficiency) of Revenues over (under) Expenditures	0	(94,944)	485	858,351
<b>Other financing sources (uses):</b>				
Transfers from other funds				0
Transfers to other funds				0
<b>Total other financing sources (uses)</b>	<b>0</b>	<b>0</b>	<b>0</b>	<b>0</b>
Net Change In Fund Balances	0	(94,944)	485	95,429
Adjustment to Fund Balance	0	0	0	0
Fund balance, October 1 (Beginning)	(485)	(485)	(485)	0
<b>Fund balance, September 30 (Ending)</b>	<b>(\$485)</b>	<b>(\$95,429)</b>	<b>\$0</b>	<b>\$95,429</b>

## COMBINING SCHEDULES



**CASS COUNTY, TEXAS**  
**COMBINING BALANCE SHEET - NONMAJOR GOVERNMENTAL FUNDS**  
**September 30, 2012**

ASSETS:	JURY FUND	JUVENILE PROBATION	INDIGENT DEFENSE GRANT	CASS COUNTY PARK	LAW LIBRARY	DISTRICT ATTORNEY ESCROW	DISTRICT ATTORNEY STATE
Cash		\$186,684	\$669	\$18	\$558	\$306	\$0
Investments	\$11	302,173	95,025				
Accounts receivable	2,387				910		
Property taxes receivable - delinquent	12,303						
Allowance for uncollectible taxes	(861)						
Due from other governmental units							
Due from other funds							
<b>TOTAL ASSETS</b>	<b>\$13,840</b>	<b>\$488,857</b>	<b>\$95,694</b>	<b>\$18</b>	<b>\$1,468</b>	<b>\$306</b>	<b>\$0</b>
<b>LIABILITIES &amp; FUND BALANCES</b>							
<b>LIABILITIES:</b>							
Accounts payable	\$13,820	\$4,779		\$4,327	\$1,892		\$18,284
Acct. payable-Negative cash balance	31,036						20,497
Due to State							
Due to Other Funds							
Deferred revenues	10,282	386,109					
<b>TOTAL LIABILITIES</b>	<b>55,138</b>	<b>390,888</b>	<b>0</b>	<b>4,327</b>	<b>1,892</b>	<b>0</b>	<b>38,781</b>
<b>FUND BALANCES:</b>							
Restricted	(41,298)	97,969	95,694	(4,309)	(424)	306	(38,781)
Unreserved							
<b>TOTAL FUND BALANCES</b>	<b>(41,298)</b>	<b>97,969</b>	<b>95,694</b>	<b>(4,309)</b>	<b>(424)</b>	<b>306</b>	<b>(38,781)</b>
<b>TOTAL LIABILITIES AND FUND BALANCES</b>	<b>\$13,840</b>	<b>\$488,857</b>	<b>\$95,694</b>	<b>\$18</b>	<b>\$1,468</b>	<b>\$306</b>	<b>\$0</b>

REGIONAL INTRASTATE TASK FORCE	FORESTRY FUND	DISTRICT ATTORNEY FORFEITURE	DISTRICT ATTORNEY DISCRETIONARY	CAPITAL PROJECTS FUND	AIP FUND	HAVA FUNDS	SHERIFF FEDERAL FORFEITURE!	ROW PROJECTS FUND
\$7,864	\$85,673	\$5,800	\$33,779	\$8,595	\$0	\$3,226	\$32,543	\$8,430
34,472	196,312	355,566	990	88,221				88,045
								20
								559
								(39)
\$42,336	\$281,985	\$361,366	\$34,769	\$96,816	\$0	\$3,226	\$32,543	\$97,015
			\$143	\$146				
\$24,086		\$270,166					\$32,515	\$467
24,086	0	270,166	143	146	0	0	32,515	467
18,250	281,985	91,200	34,626	96,670	0	3,226	28	96,548
18,250	281,985	91,200	34,626	96,670	0	3,226	28	96,548
\$42,336	\$281,985	\$361,366	\$34,769	\$96,816	\$0	\$3,226	\$32,543	\$97,015

**CASS COUNTY, TEXAS**  
**COMBINING BALANCE SHEET - NONMAJOR GOVERNMENTAL FUNDS**  
**September 30, 2012**

Exhibit H-1

ASSETS:	ROAD IMPROVMT FUND	LINDEN ENTERPRISE FUND	FEMA DR 1999 WILDFIRES	ROAD IMPR. GRANT 0710197	CC BEAR CREEK DISASTER DONATION FUND	TOTAL NONMAJOR GOVERNMENTAL FUNDS
Cash		\$388	\$45,821	\$1,755	\$0	\$422,109
Investments		9,466				1,169,291
Accounts receivable						4,307
Property taxes receivable - delinquent						12,862
Allowance for uncollectible taxes						(900)
Due from other governmental units						0
Due from other funds						0
<b>TOTAL ASSETS</b>	<b>\$0</b>	<b>\$9,854</b>	<b>\$45,821</b>	<b>\$1,755</b>	<b>\$0</b>	<b>\$1,607,669</b>
<b>LIABILITIES &amp; FUND BALANCES</b>						
<b>LIABILITIES:</b>						
Accounts payable						\$43,391
Acct. payable-Negative cash balance						51,533
Due to State						0
Due to Other Funds						0
Deferred revenues		\$9,850				733,475
<b>TOTAL LIABILITIES</b>	<b>0</b>	<b>9,850</b>	<b>0</b>	<b>0</b>	<b>0</b>	<b>828,399</b>
<b>FUND BALANCES:</b>						
Restricted	0	4	45,821	1,755	0	779,270
Unreserved						0
<b>TOTAL FUND BALANCES</b>	<b>0</b>	<b>4</b>	<b>45,821</b>	<b>1,755</b>	<b>0</b>	<b>779,270</b>
<b>TOTAL LIABILITIES AND FUND BALANCES</b>	<b>\$0</b>	<b>\$9,854</b>	<b>\$45,821</b>	<b>\$1,755</b>	<b>\$0</b>	<b>\$1,607,669</b>



**CASS COUNTY, TEXAS**  
**COMBINING STATEMENT OF REVENUE, EXPENDITURES, AND CHANGES IN FUND BALANCE**  
**NONMAJOR GOVERNMENTAL FUNDS**  
**For The Year Ended September 30, 2012**

	JURY FUND	JUVENILE PROBATION	INDIGENT DEFENSE GRANT	CASS COUNTY PARK	LAW LIBRARY	DISTRICT ATTORNEY ESCROW	DISTRICT ATTORNEY STATE
<b>REVENUES:</b>							
Taxes	\$111,108						
Licenses and permits							
Intergovernmental revenues - miscellaneous		\$45,414	\$20,869		\$13,932		\$9,167
Intergovernmental revenues - grants		281,607					
Charges for services		626		\$66,343			
Fines and forfeitures							
Earnings on investments	64	945	50				7
Miscellaneous revenues	28,676			5,129			
<b>Total revenues</b>	<b>139,848</b>	<b>328,592</b>	<b>20,919</b>	<b>71,472</b>	<b>13,932</b>	<b>0</b>	<b>9,174</b>
<b>EXPENDITURES:</b>							
<b>Current:</b>							
Administration and finance							
Roads and public works							
Corrections		346,130					
Law enforcement							
Judicial	375,228		26,735		12,798		63,599
Community services				77,209			
Other expenditures							
<b>Debt service:</b>							
Principal on debt							
Interest on debt							
Capital outlay							
<b>Total expenditures</b>	<b>375,228</b>	<b>346,130</b>	<b>26,735</b>	<b>77,209</b>	<b>12,798</b>	<b>0</b>	<b>63,599</b>
Excess of revenues over (under) expenditures	(235,380)	(17,538)	(5,816)	(5,737)	1,134	0	(54,425)
<b>Other financing sources (uses)</b>							
Loan proceeds							
Transfers to other governmental entities							
Transfers from other funds	26,735	55,000					
Transfers to other funds			(3,232)				
<b>Total other financing sources (uses)</b>	<b>26,735</b>	<b>55,000</b>	<b>(3,232)</b>	<b>0</b>	<b>0</b>	<b>0</b>	<b>0</b>
Excess of revenues and other sources over expenditures and other uses	(208,645)	37,462	(9,048)	(5,737)	1,134	0	(54,425)
Fund balance, October 1	167,347	60,507	104,742	1,428	(1,558)	306	15,644
Adjustments							
<b>Fund balance, September 30</b>	<b>(\$41,298)</b>	<b>\$97,969</b>	<b>\$95,694</b>	<b>(\$4,309)</b>	<b>(\$424)</b>	<b>\$306</b>	<b>(\$38,781)</b>

REGIONAL INTRASTATE TASK FORCE	FORESTRY FUND	DISTRICT ATTORNEY FORFEITURE	DISTRICT ATTORNEY DISCRETIONARY	CAPITAL PROJECTS FUND	AIP FUND	HAVA FUNDS	SHERIFF FEDERAL FORFEITURE	ROW PROJECTS FUND
								\$5,109
		\$923 179	\$11,091					
\$16	\$840			\$107		\$573	\$17	55
16	840	1,102	11,091	107	0	573	17	5,164
		1,276	31,167					
				5,859				
0	0	1,276	31,167	5,859	0	0	0	0
16	840	(174)	(20,076)	(5,752)	0	573	17	5,164
					(1,199)			
0	0	0	0	0	(1,199)	0	0	0
16	840	(174)	(20,076)	(5,752)	(1,199)	573	17	5,164
18,234	281,145	91,374	54,702	102,422	1,199	2,653	11	91,384
\$18,250	\$281,985	\$91,200	\$34,626	\$96,670	\$0	\$3,226	\$28	\$96,548

**CASS COUNTY, TEXAS**  
**COMBINING STATEMENT OF REVENUE, EXPENDITURES, AND CHANGES IN FUND BALANCE**  
**NONMAJOR GOVERNMENTAL FUNDS**  
**For The Year Ended September 30, 2012**

Exhibit H-2

	ROAD IMPROVMT FUND	LINDEN ENTERPRISE FUND	FEMA DR 1999 WILDFIRES	ROAD IMPR GRANT 0710197	CC BEAR CREEK DISASTER DONATION FUND	TOTAL NONMAJOR GOVERNMENTAL FUNDS
<b>REVENUES:</b>						
Taxes						\$116,217
Licenses and permits						0
Intergovernmental revenues						89,382
Intergovernmental revenues - grants	202,664		109,906	255,022		849,199
Charges for services						78,060
Fines and forfeitures						923
Earnings on investments		4	5	10		2,299
Miscellaneous revenues					1,406	35,784
<b>Total revenues</b>	<b>202,664</b>	<b>4</b>	<b>109,911</b>	<b>255,032</b>	<b>1,406</b>	<b>1,171,864</b>
<b>EXPENDITURES:</b>						
<b>Current:</b>						
Administration and finance						0
Roads and public works				253,277		253,277
Corrections						346,130
Law enforcement						0
Judicial						510,803
Community services						77,209
Other expenditures					20,156	20,156
<b>Debt service:</b>						
Principal on debt						0
Interest on debt						0
Capital outlay	202,664					208,523
<b>Total expenditures</b>	<b>202,664</b>	<b>0</b>	<b>0</b>	<b>253,277</b>	<b>20,156</b>	<b>1,416,098</b>
Excess of revenues over (under) expenditures	0	4	109,911	1,755	(18,750)	(244,234)
<b>Other financing sources (uses)</b>						
Loan proceeds						0
Transfers to other governmental entities			(64,090)			(64,090)
Transfers from other funds						80,536
Transfers to other funds						(3,232)
<b>Total other financing sources (uses)</b>	<b>0</b>	<b>0</b>	<b>(64,090)</b>	<b>0</b>	<b>0</b>	<b>13,214</b>
Excess of revenues and other sources over expenditures and other uses	0	4	45,821	1,755	(18,750)	(231,020)
Fund balance, October 1	0	4,925			18,750	1,015,215
Adjustments		(4,925)				(4,925)
<b>Fund balance, September 30</b>	<b>\$0</b>	<b>\$4</b>	<b>\$45,821</b>	<b>\$1,755</b>	<b>\$0</b>	<b>\$779,270</b>

**CASS COUNTY, TEXAS**

**COMBINING BALANCE SHEET - ALL TRUST AND AGENCY FUNDS**

**September 30, 2012**

	TAX OFFICE	SHERIFF	JUSTICE COURT #1	JUSTICE COURT #2	JUSTICE COURT #3
<b>ASSETS:</b>					
Cash	\$397,643	\$32,434	\$18,456	\$5,890	\$31,506
Restricted Investments - District Clerk					
Accounts receivable					
<b>TOTAL ASSETS</b>	<b>\$397,643</b>	<b>\$32,434</b>	<b>\$18,456</b>	<b>\$5,890</b>	<b>\$31,506</b>
<b>LIABILITIES &amp; FUND BALANCES</b>					
<b>LIABILITIES:</b>					
Accounts payable					
Due to other governments	\$397,643		\$18,456	\$5,890	\$31,506
Due to other entities		\$32,434			
<b>TOTAL LIABILITIES</b>	<b>397,643</b>	<b>32,434</b>	<b>18,456</b>	<b>5,890</b>	<b>31,506</b>
<b>FUND BALANCE</b>					
Fund balance September 30,	0	0	0	0	0
<b>TOTAL LIABILITIES AND FUND BALANCES</b>	<b>\$397,643</b>	<b>\$32,434</b>	<b>\$18,456</b>	<b>\$5,890</b>	<b>\$31,506</b>

Exhibit H-3

JUSTICE COURT #4	COUNTY CLERK	DISTRICT ATTORNEY	JUVENILE PROBATION	DISTRICT CLERK	TOTALS SEPTEMBER 30
\$6,759	\$48,761	\$990	\$2,159	\$97,966 1,070,482	\$642,564 1,070,482 0
\$6,759	\$48,761	\$990	\$2,159	\$1,168,448	\$1,713,046
\$6,759		\$990		\$97,966	\$98,956
	\$48,761		\$2,159	1,070,482	460,254
6,759	48,761	990	2,159	1,168,448	1,153,836
0	0	0	0	0	0
\$6,759	\$48,761	\$990	\$2,159	\$1,168,448	\$1,713,046

## **COMPLIANCE AND INTERNAL CONTROL SECTION**



Judy C. Moore, CPA  
N. Preston Caver, CPA

**MOORE and CAVER, Inc.**  
**Certified Public Accountants**  
808 W. Main Street  
P.O. Box 1130  
Atlanta, Texas 75551

Member  
American Institute of CPAs  
Texas Society of CPAs

---

903-796-7148  
FAX 903-796-8755

**REPORT ON INTERNAL CONTROL OVER FINANCIAL REPORTING  
AND ON COMPLIANCE AND OTHER MATTERS BASED ON AN AUDIT OF  
FINANCIAL STATEMENTS PERFORMED IN ACCORDANCE WITH  
GOVERNMENT AUDITING STANDARDS**

Independent Auditor's Report

Honorable County Judge and Commissioners  
The County of Cass, Texas

Honorable Judge and Commissioners:

We have audited the financial statements of the governmental activities and the aggregate remaining fund information of the county of Cass, Texas (the County) as of and for the year ended September 30, 2012. These collectively comprise the County's basic financial statements. We have issued our report on them dated February 8, 2013.

We conducted our audit in accordance with auditing standards generally accepted in the United States of America and the standards applicable to financial audits contained in *Government Auditing Standards*, issued by the Comptroller General of the United States.

**Internal Control Over Financial Reporting**

Management of County of Cass, Texas is responsible for establishing and maintaining effective internal controls over financial reporting. In planning and performing our audit, we considered County of Cass, Texas's internal control over financial reporting as a basis for designing our auditing procedures for the purpose of expressing our opinion on the financial statements but not for the purpose of expressing an opinion on the effectiveness of County of Cass, Texas's internal control over financial reporting. Accordingly we do not express an opinion on the effectiveness of County of Cass, Texas's internal control over financial reporting.

A *deficiency in internal control* exists when the design or operation of a control does not allow management or employees, in the normal course of performing their assigned functions, to prevent, or detect and correct misstatements on a timely basis. A *material weakness* is a deficiency, or combination of deficiencies, in internal control, such that there is a reasonable possibility that a material misstatement of the entity's financial statements will not be prevented, or detected and corrected on a timely basis.

Our consideration of internal control over financial reporting was for the limited purpose described in the first paragraph of this section and would not necessarily identify all deficiencies in internal control that might be significant deficiencies or material weaknesses. We did not identify any deficiencies in internal control over financial reporting that we considered to be material weaknesses as defined above.

The results of our tests disclosed one instances of noncompliance or other matters that are required to be reported under *Government Auditing Standards* which is not considered to be a material weakness (see Finding 2012-1).

Compliance and Other Matters

As part of obtaining reasonable assurance about whether County of Cass, Texas's financial statements are free of material misstatements, we performed tests of its compliance with certain provisions of laws, regulations, contracts and grant agreements, noncompliance with which could have a direct and material effect on the determination of financial statement amounts. However, providing an opinion on compliance with those provisions was not an objective of our audit and accordingly, we do not express such an opinion.

The results of our tests disclosed no instance of noncompliance or other matters that is required to be reported under *Government Auditing Standards*.

This report is intended for the information of the County's governing body (commissioners), the audit committee, the administration, the State of Texas and various state or federal awarding agencies and pass-through entities, and is not intended to be used and should not be used by anyone other than these specified parties.

*Moore and Caver, Inc.*

*Moore and Caver, Inc.*  
Certified Public Accountants

February 8, 2013



**MOORE and CAVER, Inc.**  
**Certified Public Accountants**  
808 W. Main Street  
P.O. Box 1130  
Atlanta, Texas 75551

Judy C. Moore, CPA  
N. Preston Caver, CPA

Member  
American Institute of CPAs  
Texas Society of CPAs

---

903-796-7148  
FAX 903-796-8755

**INDEPENDENT AUDITOR'S  
REPORT ON COMPLIANCE WITH REQUIREMENTS THAT COULD HAVE A  
DIRECT AND MATERIAL EFFECT ON EACH MAJOR PROGRAM AND ON  
INTERNAL CONTROL OVER COMPLIANCE IN ACCORDANCE WITH OMB  
CIRCULAR A-133**

Honorable County Judge and Commissioners  
The County of Cass, Texas

Honorable Judge and Commissioners:

Compliance

We have audited the compliance of the county of Cass, Texas with the types of compliance requirements described in the *U.S. Office of Management and Budget (OMB) Circular A-133 Compliance Supplement* that are applicable to each of its major federal programs for the year ended September 30, 2012. The County's major state and federal programs are identified in the summary of auditor's results section of the accompanying schedule of findings and questioned costs. Compliance with the requirements of laws, regulations, contracts and grants applicable to each of its major state and federal programs are the responsibility of the County's administrators. Our responsibility is to express an opinion on the County's compliance based on our audit.

We conducted our audit of compliance in accordance with auditing standards generally accepted in the United States of America; the standards applicable to financial audits contained in *Government Auditing Standards* issued by the Comptroller General of the United States; and OMB Circular A-133, *Audits of States, Local Governments, and Non-Profit Organizations*. Those standards and OMB Circular A-133 require that we plan and perform the audit to obtain reasonable assurance about whether noncompliance with the types of compliance requirements referred to above that could have a direct and material effect on a major federal program occurred. An audit includes examining, on a test basis, evidence about the County's compliance with those requirements and performing such other procedures as we considered necessary in the circumstances. We believe that our audit provides a reasonable basis for our opinion. Our audit does not provide a legal determination of the County's compliance with those requirements.

In our opinion, the County complied, in all material respects, with the requirements referred to above that are applicable to each of its major federal programs for the year ended September 30, 2012.

Internal Control Over Compliance

The administration of County of Cass, Texas is responsible for establishing and maintaining effective internal control over compliance with requirements of laws, regulations, contracts and grants applicable to federal programs. In planning and performing our audit, we considered the County's internal control over compliance with requirements that could have a direct and material effect on a major federal program in

order to determine our auditing procedures for the purpose of expressing our opinion on compliance and to test and report on internal control over compliance in accordance with OMB Circular A-133, but not for the purpose of expressing an opinion of the effectiveness of internal control over compliance. Accordingly we do not express an opinion on the effectiveness of the County's internal control over compliance.

*A deficiency in internal control over compliance* exists when the design or operation of a control does not allow management or employees in the normal course of performing their assigned functions to prevent or detect noncompliance with a type of compliance requirement of a federal program on a timely basis. A *material weakness in internal control over compliance* is a deficiency or combination of deficiencies, in internal control over compliance, such that there is a reasonable possibility that material noncompliance with a type of compliance requirement of a federal program will not be prevented, or detected and correct, on a timely basis.

Our consideration of internal control over compliance was for the limited purpose described in the first paragraph of this section and was not designed to identify all deficiencies in internal control that might be significant deficiencies or material weaknesses. We did not identify any deficiencies in internal control over compliance that we consider to be material weaknesses as defined above.

This report is intended for the information and use of the County's governing body, the audit committee, the administration, the State of Texas, various state and federal awarding agencies and pass-through entities and is not intended to be used and should not be used by anyone other than these specified parties.

*Moore and Caver, Inc.*

*Moore and Caver, Inc.*  
Certified Public Accountants

February 8, 2013

**CASS COUNTY, TEXAS**  
**Schedule of Findings and Questioned Costs**  
**For The Year Ended September 30, 2012**

---

**I. Summary of Auditor's Results**

1. Type of auditor's report issued on the financial statements: Unqualified.
2. Internal control over Financial Reporting:
 

Material weakness(es) identified? (Findings 2008-2 and 2008-3)	__ _ Yes	__X__ No
Significant deficiency(ies) identified that are not considered to be material weakness(es)	_X_ Yes	___ None reported
Noncompliance material to financial statements noted?	___ Yes	_X_ No
3. Federal and State Awards:
 

Material weakness(es) identified?	___ Yes	_X_ No
Significant deficiency(ies) identified that are not considered to be material weakness(es)	___ Yes	_X_ None reported

Type of auditor's report on compliance for major programs: Unqualified.

Did the audit disclose findings which are required to be reported under Sec. 510(a):

	___ Yes	_X_ No
--	---------	--------
4. Major programs include:

<u>Prog. #</u>	<u>Program</u>
<u>State Programs:</u>	
A-2012-034	Tx. Juvenile Probation Commission
C-2012-034	Tx. Juvenile Probation Commission
97.073	2009 SHSP LEAP
97.073	2010 SHSP LETPA
14.228	Texas Community Dev. Block Grant 711037
14.228	“ “ “ 710197
	Texas Historical Courthouse Preservation Program

<u>Federal Programs</u>	
93.568	Title IV-E (Foster Care) – awarded to Juv. Prob. Dept.

5. Dollar threshold used to distinguish between Type A and Type B programs: \$300,000.
6. Low risk auditee: \_\_X\_\_ Yes      \_\_\_ No

**II. Findings Related to the Financial Statements**

<u>2012-01</u>	<u>Bank Statements not reconciled/corrected</u>
<b>Criteria:</b>	Cash accounts must be reconciled on a monthly basis and adequate records be maintained to support this procedures.
<b>Condition Found:</b>	During the review Sheriff's fiduciary bank accounts and escrow accounts, some bank statements were not reconciled in a timely manner. Errors were found and not corrected in a timely manner.
<b>Effect:</b>	Recorded bank balances were not accurate.
<b>Cause:</b>	Change in personnel responsible for this duty and lack of training in the proper procedures relating to reconciliations.
<b>Recommendation:</b>	The County Auditor should receive and review all bank account reconciliations on a monthly basis.

**III. Findings and Questioned Costs Related to the Federal Awards AA-1**

None noted.

**CASS COUNTY, TEXAS**  
**Summary Schedule of Status of Prior Audit Findings**  
**For The Year Ended September 30, 2012**

---

**2011-1 Expenditures Exceeding Budgetary Allowances**

During the year ending September 30, 2011, several line item expenditures in the General Fund exceeded the amounts allowed through budgetary approvals.

As of 9/30/12 the County did not have this finding to reoccur.

**2011-2 Undersecured Deposits**

During the year ending September 30, 2011, Pledged securities were insufficient on at least one day to not meet contractual and state levels for depository pledges.

As of 9/30/12 the County did not have this finding to reoccur.

**2011-3 Bank accounts not reconciled in a timely manner**

During the year ending September 30, 2011, certain bank accounts were not reconciled in a timely manner.

As of 9/30/12 the County continued to have this finding.

For all findings and questioned costs:

Contact person: Tammy Wells, County Auditor 903-756-5067

**CASS COUNTY, TEXAS**  
**Corrective Action Plan**  
**For The Year Ended September 30, 2012**

---

**2012-01 Bank statements not reconciled in a timely manner**

**Action:** Management will, in a timely manner, reconcile cash accounts and forward copies of reconciliations to the County auditor.

Contact Person: Tammy Wells, County Auditor

Anticipated Completion Date: Immediately.

**CASS COUNTY, TEXAS**

**Exhibit K-1**

**Schedule of Expenditures of Federal and State Awards  
For The Year Ended September 30, 2012**

STATE OR FEDERAL GRANTOR/ PASS-THROUGH GRANTOR/ PROGRAM TITLE	State ID or CFDA NUMBER	EXPENDITURES, INDIRECT COSTS AND REFUNDS
<u>U.S. Dept. of Homeland Security</u>		
Passed Through the Texas Dept. of Public Safety		
Federal grant number 2009	97.073	182,704
Federal grant number 2010	97.073	44,970
Federal grant number 2011	97.073	52,156
Total U.S. Department of Emergency Mgt.		<u>279,830</u>
<u>Federal Emergency Management Agency</u>		
Wildfire Assistance - 1999	FEMA-1999-DR-TX 84.041	64,090
Wildfire Assistance - 1999	81.041	45,816
Total U.S. Department of Health and Human Resources		<u>45,816</u>
<u>U.S. Dept. of Health and Human Resources</u>		
Title IV-E (Foster Care)	93.568	2,552
Total U.S. Department of Health and Human Resources		<u>2,552</u>
<u>U.S. Dept. of Housing and Urban Development</u>		
Passed Through the Texas Dept of Agriculture		
Federal grant number 71037	14.228	203,914
Federal grant number 710197	14.228	387,637
Total U.S. Department of Housing		<u>591,551</u>
Total Federal Assistance		<u>873,933</u>
<b>ASSISTANCE PASSED DIRECTLY FROM STATE OF TEXAS</b>		
Texas Historic Courthouse Preservation Program		641,980
Court at Law Grant		75,000
Formula Grant		13,498
Crime Victims Coordinator	1336460	17,369
Tx. Juvenile Justice Department	A-2011-034	258,491
Tx. Juvenile Justice Department	C-2011-034	23,116
Total Direct State Assistance		<u>1,029,454</u>
<b>TOTAL FEDERAL AND STATE ASSISTANCE</b>		<u><u>1,903,387</u></u>

## CASS COUNTY, TEXAS

### Notes to the Supplementary Schedule of Expenditures of State and Federal Awards For The Year Ended September 30, 2012

---

1. For all Federal programs, the County uses the fund types specified under Generally Accepted Accounting Principles for State and Local Governments. Special revenue funds are used to account for resources restricted to, or designated for, specific purposes by a grantor. Federal and state financial assistance generally is accounted for in a Special Revenue Fund.
2. The accounting and financial reporting treatment applied to a fund is determined by its measurement focus. The Governmental Fund types and Expendable Trust Funds are accounted for using a current financial resources measurement focus. All Federal grant funds were accounted for in a Special Revenue Fund, which is a Governmental Fund type. With this measurement focus, only current assets and current liabilities and the fund balance are included on the balance sheet. Operating statements of these funds present increases and decreases in net current assets.

The modified accrual basis of accounting is used for the Governmental Fund types, the Expendable Trust Funds, and Agency Funds. This basis of accounting recognizes revenues in the accounting period in which they become susceptible to accrual, i.e., both measurable and available, and expenditures in the accounting period in which the fund liability is incurred, if measurable, except for unmatured interest on General Long-Term Debt, which is recognized when due, and certain compensated absences and claims and judgments, which are recognized when the obligations are expected to be liquidated with expendable available financial resources.

Federal grant funds are considered to be earned to the extent of expenditures made under the provisions of the grant and, accordingly, when such funds are received, they are recorded as deferred revenues until earned.

3. The period of availability for federal grant funds for the purpose of liquidation of outstanding obligations made on or before the ending date of the federal project period extends 30 days beyond the federal project period ending date, in accordance with provisions in Section H, Period of Availability of Federal Funds, Part 3, OMB Circular A-133 Compliance Statement - Provisional 6/97.