




CANVASS OF GENERAL ELECTION

I, Andrea Wilson, Election Administrator of Llano County, Texas, met with the Commissioners Court sitting as the canvassing board to canvass the Constitutional Amendment Election of November 7, 2023 on November 16, 2023 at 4:00 p.m. in Llano County, Texas.

I certify that the figures on the tally sheets correspond with the figures on the returns.

Witness my hand this 16th day of November 2023.



Andrea Wilson
Andrea Wilson, Elections Administrator



Canvass Report

November 7, 2023 Constitutional Amendment Election- Llano County

There were 5518 voters in the November 7, 2023 Election, representing 31.10% turnout.

Absentee Ballots By Mail	158
Early Voting	3542
Election Day	1818
<hr/>	
Total	5518

There were 17 Provisional Ballots.
Of those, the Early Voting Ballot Board accepted 4 and rejected 13.

SUMMARY OF PRECINCT RETURNS




We, the undersigned, the presiding officers of the canvassing authority for the general election held by Llano County, Texas on the 7th day of November, 2023, do hereby certify that the following is a total of all votes received by each proposition as shown by the precinct report. We further certify that the following vote totals include early voting votes by precinct received under section 87.1231 of the Texas Election Code and provisional votes accepted by the Early Voting Ballot Board under section 65.051 of the Texas Election Code.

Contest/ Name		Vote Total
State of Texas Proposition 1		
FOR		4571
AGAINST		855
State of Texas Proposition 2		
FOR		3270
AGAINST		2008
State of Texas Proposition 3		
FOR		4289
AGAINST		1027
State of Texas Proposition 4		
FOR		4929
AGAINST		474
State of Texas Proposition 5		
FOR		3008
AGAINST		2270
State of Texas Proposition 6		
FOR		4055
AGAINST		1281
State of Texas Proposition 7		
FOR		3698
AGAINST		1620
State of Texas Proposition 8		
FOR		3627
AGAINST		1689
State of Texas Proposition 9		
FOR		4274
AGAINST		1111
State of Texas Proposition 10		
FOR		2879
AGAINST		2340
State of Texas Proposition 11		
FOR		2779
AGAINST		2142
State of Texas Proposition 12		
FOR		2594
AGAINST		1983
State of Texas Proposition 13		
FOR		2066
AGAINST		3154

SUMMARY OF PRECINCT RETURNS

State of Texas Proposition 14		
FOR		3855
AGAINST		1407

Dated this 16th day of November, 2023. Signed by any two of the members below:




Ron Cunningham
Llano County Judge

County Commissioners:

Peter Jones, Commissioner Precinct 1



Linda Raschke, Commissioner Precinct 2



Mike Sandoval, Commissioner Precinct 3

Jerry Don Moss, Commissioner Precinct 4

**Constitutional Amendments
Canvass Report**

Official Election

Run Time 12:07 PM
Run Date 11/16/2023

Llano County, Texas

Constitutional Amendment Election

11/7/2023

Page 1


Official Results

Registered Voters
5518 of 17740 = 31.10%

Precincts Reporting
11 of 11 = 100.00%

STATE OF TEXAS PROPOSITION 1 - Vote For or Against

Precinct	For	Against	Cast Votes	Undervotes	Overvotes	Absentee Voting Ballots Cast	Early Voting Ballots Cast	Election Day Voting Ballots Cast	Total Ballots Cast	Registered Voters	Turnout Percentage
101	80	9	89	0	0	7	43	39	89	319	27.90%
102	128	29	157	1	0	7	72	79	158	440	35.91%
102 - HSB	106	30	136	1	0	1	115	21	137	220	62.27%
108	272	88	360	7	0	6	210	151	367	1,057	34.72%
109	55	22	77	2	0	6	55	18	79	238	33.19%
109 - HSB	1,721	315	2,036	58	0	49	1,646	399	2,094	3,649	57.39%
203	506	84	590	7	0	19	344	234	597	2,629	22.71%
204	219	40	259	0	0	5	107	147	259	885	29.27%
205	134	20	154	0	0	1	58	95	154	781	19.72%
307	450	74	524	6	0	12	308	210	530	3,363	15.76%
410	900	144	1,044	10	0	45	584	425	1,054	4,159	25.34%
Totals	4,571	855	5,426	92	0	158	3,542	1,818	5,518	17,740	31.10%



**Constitutional Amendments
Canvass Report**

Official Election

Run Time 12:07 PM
Run Date 11/16/2023

Llano County, Texas

Constitutional Amendment Election

11/7/2023

Page 2

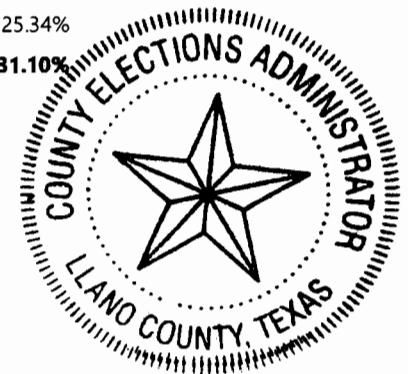
Official Results

Registered Voters
5518 of 17740 = 31.10%

Precincts Reporting
11 of 11 = 100.00%

STATE OF TEXAS PROPOSITION 2 - Vote For or Against

Precinct	For	Against	Cast Votes	Undervotes	Overvotes	Absentee Voting Ballots Cast	Early Voting Ballots Cast	Election Day Voting Ballots Cast	Total Ballots Cast	Registered Voters	Turnout Percentage
101	48	36	84	5	0	7	43	39	89	319	27.90%
102	104	49	153	5	0	7	72	79	158	440	35.91%
102 - HSB	75	59	134	3	0	1	115	21	137	220	62.27%
108	208	145	353	14	0	6	210	151	367	1,057	34.72%
109	41	36	77	2	0	6	55	18	79	238	33.19%
109 - HSB	1,207	750	1,957	137	0	49	1,646	399	2,094	3,649	57.39%
203	343	239	582	15	0	19	344	234	597	2,629	22.71%
204	176	75	251	8	0	5	107	147	259	885	29.27%
205	102	51	153	1	0	1	58	95	154	781	19.72%
307	337	177	514	16	0	12	308	210	530	3,363	15.76%
410	629	391	1,020	34	0	45	584	425	1,054	4,159	25.34%
Totals	3,270	2,008	5,278	240	0	158	3,542	1,818	5,518	17,740	31.10%



**Constitutional Amendments
Canvass Report**

Official Election

Run Time 12:07 PM
Run Date 11/16/2023

Llano County, Texas

Constitutional Amendment Election

11/7/2023

Page 3


Official Results

Registered Voters
5518 of 17740 = 31.10%

Precincts Reporting
11 of 11 = 100.00%

STATE OF TEXAS PROPOSITION 3 - Vote For or Against

Precinct	For	Against	Cast Votes	Undervotes	Overvotes	Absentee Voting Ballots Cast	Early Voting Ballots Cast	Election Day Voting Ballots Cast	Total Ballots Cast	Registered Voters	Turnout Percentage
101	68	19	87	1	1	7	43	39	89	319	27.90%
102	121	31	152	6	0	7	72	79	158	440	35.91%
102 - HSB	110	23	133	4	0	1	115	21	137	220	62.27%
108	276	78	354	13	0	6	210	151	367	1,057	34.72%
109	66	12	78	1	0	6	55	18	79	238	33.19%
109 - HSB	1,637	349	1,986	107	1	49	1,646	399	2,094	3,649	57.39%
203	466	109	575	22	0	19	344	234	597	2,629	22.71%
204	204	50	254	5	0	5	107	147	259	885	29.27%
205	127	24	151	3	0	1	58	95	154	781	19.72%
307	417	105	522	8	0	12	308	210	530	3,363	15.76%
410	797	227	1,024	30	0	45	584	425	1,054	4,159	25.34%
Totals	4,289	1,027	5,316	200	2	158	3,542	1,818	5,518	17,740	31.10%



**Constitutional Amendments
Canvass Report**

Official Election

Run Time 12:07 PM
Run Date 11/16/2023

Llano County, Texas

Constitutional Amendment Election

11/7/2023

Page 4


Official Results

Registered Voters
5518 of 17740 = 31.10%

Precincts Reporting
11 of 11 = 100.00%

STATE OF TEXAS PROPOSITION 4 - Vote For or Against

Precinct	For	Against	Cast Votes	Undervotes	Overvotes	Absentee Voting Ballots Cast	Early Voting Ballots Cast	Election Day Voting Ballots Cast	Total Ballots Cast	Registered Voters	Turnout Percentage
101	76	11	87	2	0	7	43	39	89	319	27.90%
102	150	7	157	1	0	7	72	79	158	440	35.91%
102 - HSB	125	10	135	2	0	1	115	21	137	220	62.27%
108	335	28	363	4	0	6	210	151	367	1,057	34.72%
109	72	7	79	0	0	6	55	18	79	238	33.19%
109 - HSB	1,858	156	2,014	80	0	49	1,646	399	2,094	3,649	57.39%
203	547	47	594	3	0	19	344	234	597	2,629	22.71%
204	228	27	255	4	0	5	107	147	259	885	29.27%
205	141	12	153	1	0	1	58	95	154	781	19.72%
307	483	42	525	5	0	12	308	210	530	3,363	15.76%
410	914	127	1,041	13	0	45	584	425	1,054	4,159	25.34%
Totals	4,929	474	5,403	115	0	158	3,542	1,818	5,518	17,740	31.10%



**Constitutional Amendments
Canvass Report**

Official Election

Run Time 12:07 PM
Run Date 11/16/2023

Llano County, Texas

Constitutional Amendment Election

11/7/2023

Page 5


Official Results

Registered Voters
5518 of 17740 = 31.10%

Precincts Reporting
11 of 11 = 100.00%

STATE OF TEXAS PROPOSITION 5 - Vote For or Against

Precinct	For	Against	Cast Votes	Undervotes	Overvotes	Absentee Voting Ballots Cast	Early Voting Ballots Cast	Election Day Voting Ballots Cast	Total Ballots Cast	Registered Voters	Turnout Percentage
101	41	42	83	6	0	7	43	39	89	319	27.90%
102	90	66	156	2	0	7	72	79	158	440	35.91%
102 - HSB	69	66	135	2	0	1	115	21	137	220	62.27%
108	194	158	352	15	0	6	210	151	367	1,057	34.72%
109	36	41	77	2	0	6	55	18	79	238	33.19%
109 - HSB	1,194	775	1,969	125	0	49	1,646	399	2,094	3,649	57.39%
203	310	268	578	19	0	19	344	234	597	2,629	22.71%
204	144	106	250	9	0	5	107	147	259	885	29.27%
205	82	71	153	1	0	1	58	95	154	781	19.72%
307	302	208	510	20	0	12	308	210	530	3,363	15.76%
410	546	469	1,015	39	0	45	584	425	1,054	4,159	25.34%
Totals	3,008	2,270	5,278	240	0	158	3,542	1,818	5,518	17,740	31.10%



**Constitutional Amendments
Canvass Report**

Official Election

Run Time 12:07 PM
Run Date 11/16/2023

Llano County, Texas

Constitutional Amendment Election


11/7/2023
Page 6

Official Results

Registered Voters
5518 of 17740 = 31.10%
Precincts Reporting
11 of 11 = 100.00%

STATE OF TEXAS PROPOSITION 6 - Vote For or Against

Precinct	For	Against	Cast Votes	Undervotes	Overvotes	Absentee Voting Ballots Cast	Early Voting Ballots Cast	Election Day Voting Ballots Cast	Total Ballots Cast	Registered Voters	Turnout Percentage
101	57	26	83	6	0	7	43	39	89	319	27.90%
102	116	38	154	4	0	7	72	79	158	440	35.91%
102 - HSB	97	38	135	2	0	1	115	21	137	220	62.27%
108	273	84	357	10	0	6	210	151	367	1,057	34.72%
109	49	28	77	2	0	6	55	18	79	238	33.19%
109 - HSB	1,561	427	1,988	106	0	49	1,646	399	2,094	3,649	57.39%
203	440	147	587	10	0	19	344	234	597	2,629	22.71%
204	196	57	253	6	0	5	107	147	259	885	29.27%
205	116	36	152	2	0	1	58	95	154	781	19.72%
307	381	133	514	16	0	12	308	210	530	3,363	15.76%
410	769	267	1,036	18	0	45	584	425	1,054	4,159	25.34%
Totals	4,055	1,281	5,336	182	0	158	3,542	1,818	5,518	17,740	31.10%



**Constitutional Amendments
Canvass Report**

Official Election

Run Time 12:07 PM
Run Date 11/16/2023

Llano County, Texas

Constitutional Amendment Election


11/7/2023
Page 7

Official Results

Registered Voters
5518 of 17740 = 31.10%
Precincts Reporting
11 of 11 = 100.00%

STATE OF TEXAS PROPOSITION 7 - Vote For or Against

Precinct	For	Against	Cast Votes	Undervotes	Overvotes	Absentee Voting Ballots Cast	Early Voting Ballots Cast	Election Day Voting Ballots Cast	Total Ballots Cast	Registered Voters	Turnout Percentage
101	47	34	81	8	0	7	43	39	89	319	27.90%
102	104	51	155	3	0	7	72	79	158	440	35.91%
102 - HSB	79	54	133	4	0	1	115	21	137	220	62.27%
108	241	116	357	10	0	6	210	151	367	1,057	34.72%
109	42	35	77	2	0	6	55	18	79	238	33.19%
109 - HSB	1,435	557	1,992	101	1	49	1,646	399	2,094	3,649	57.39%
203	410	173	583	14	0	19	344	234	597	2,629	22.71%
204	171	79	250	9	0	5	107	147	259	885	29.27%
205	113	39	152	2	0	1	58	95	154	781	19.72%
307	363	151	514	16	0	12	308	210	530	3,363	15.76%
410	693	331	1,024	30	0	45	584	425	1,054	4,159	25.34%
Totals	3,698	1,620	5,318	199	1	158	3,542	1,818	5,518	17,740	31.10%



**Constitutional Amendments
Canvass Report**

Official Election

Run Time 12:07 PM
Run Date 11/16/2023

Llano County, Texas

Constitutional Amendment Election

11/7/2023

Page 8


Official Results

Registered Voters
5518 of 17740 = 31.10%

Precincts Reporting
11 of 11 = 100.00%

STATE OF TEXAS PROPOSITION 8 - Vote For or Against

Precinct	For	Against	Cast Votes	Undervotes	Overvotes	Absentee Voting Ballots Cast	Early Voting Ballots Cast	Election Day Voting Ballots Cast	Total Ballots Cast	Registered Voters	Turnout Percentage
101	52	30	82	7	0	7	43	39	89	319	27.90%
102	106	48	154	4	0	7	72	79	158	440	35.91%
102 - HSB	87	45	132	5	0	1	115	21	137	220	62.27%
108	219	138	357	10	0	6	210	151	367	1,057	34.72%
109	50	26	76	3	0	6	55	18	79	238	33.19%
109 - HSB	1,468	528	1,996	97	1	49	1,646	399	2,094	3,649	57.39%
203	349	230	579	18	0	19	344	234	597	2,629	22.71%
204	172	79	251	8	0	5	107	147	259	885	29.27%
205	103	49	152	2	0	1	58	95	154	781	19.72%
307	342	172	514	16	0	12	308	210	530	3,363	15.76%
410	679	344	1,023	31	0	45	584	425	1,054	4,159	25.34%
Totals	3,627	1,689	5,316	201	1	158	3,542	1,818	5,518	17,740	31.10%



**Constitutional Amendments
Canvass Report**

Official Election

Run Time 12:07 PM
Run Date 11/16/2023

Llano County, Texas

Constitutional Amendment Election

11/7/2023

Page 9


Official Results

Registered Voters
5518 of 17740 = 31.10%

Precincts Reporting
11 of 11 = 100.00%

STATE OF TEXAS PROPOSITION 9 - Vote For or Against

Precinct	For	Against	Cast Votes	Undervotes	Overvotes	Absentee Voting Ballots Cast	Early Voting Ballots Cast	Election Day Voting Ballots Cast	Total Ballots Cast	Registered Voters	Turnout Percentage
101	64	21	85	4	0	7	43	39	89	319	27.90%
102	121	35	156	2	0	7	72	79	158	440	35.91%
102 - HSB	101	34	135	2	0	1	115	21	137	220	62.27%
108	307	56	363	4	0	6	210	151	367	1,057	34.72%
109	58	18	76	3	0	6	55	18	79	238	33.19%
109 - HSB	1,538	476	2,014	79	1	49	1,646	399	2,094	3,649	57.39%
203	479	108	587	10	0	19	344	234	597	2,629	22.71%
204	209	46	255	4	0	5	107	147	259	885	29.27%
205	114	38	152	2	0	1	58	95	154	781	19.72%
307	434	87	521	9	0	12	308	210	530	3,363	15.76%
410	849	192	1,041	13	0	45	584	425	1,054	4,159	25.34%
Totals	4,274	1,111	5,385	132	1	158	3,542	1,818	5,518	17,740	31.10%



**Constitutional Amendments
Canvass Report**

Official Election

Run Time 12:07 PM
Run Date 11/16/2023

Llano County, Texas

Constitutional Amendment Election

11/7/2023

Page 10

Official Results

Registered Voters


5518 of 17740 = 31.10%

Precincts Reporting

11 of 11 = 100.00%

STATE OF TEXAS PROPOSITION 10 - Vote For or Against

Precinct	For	Against	Cast Votes	Undervotes	Overvotes	Absentee Voting Ballots Cast	Early Voting Ballots Cast	Election Day Voting Ballots Cast	Total Ballots Cast	Registered Voters	Turnout Percentage
101	39	44	83	6	0	7	43	39	89	319	27.90%
102	83	69	152	6	0	7	72	79	158	440	35.91%
102 - HSB	70	59	129	8	0	1	115	21	137	220	62.27%
108	188	160	348	19	0	6	210	151	367	1,057	34.72%
109	39	37	76	3	0	6	55	18	79	238	33.19%
109 - HSB	1,108	822	1,930	164	0	49	1,646	399	2,094	3,649	57.39%
203	303	273	576	21	0	19	344	234	597	2,629	22.71%
204	153	95	248	11	0	5	107	147	259	885	29.27%
205	93	59	152	2	0	1	58	95	154	781	19.72%
307	292	217	509	21	0	12	308	210	530	3,363	15.76%
410	511	505	1,016	38	0	45	584	425	1,054	4,159	25.34%
Totals	2,879	2,340	5,219	299	0	158	3,542	1,818	5,518	17,740	31.10%



**Constitutional Amendments
Canvass Report**

Official Election

Run Time 12:07 PM
Run Date 11/16/2023

Llano County, Texas

Constitutional Amendment Election

11/7/2023

Page 11


Official Results

Registered Voters
5518 of 17740 = 31.10%

Precincts Reporting
11 of 11 = 100.00%

STATE OF TEXAS PROPOSITION 11 - Vote For or Against

Precinct	For	Against	Cast Votes	Undervotes	Overvotes	Absentee Voting Ballots Cast	Early Voting Ballots Cast	Election Day Voting Ballots Cast	Total Ballots Cast	Registered Voters	Turnout Percentage
101	46	35	81	8	0	7	43	39	89	319	27.90%
102	84	56	140	18	0	7	72	79	158	440	35.91%
102 - HSB	68	59	127	10	0	1	115	21	137	220	62.27%
108	191	137	328	39	0	6	210	151	367	1,057	34.72%
109	35	37	72	7	0	6	55	18	79	238	33.19%
109 - HSB	1,034	777	1,811	283	0	49	1,646	399	2,094	3,649	57.39%
203	308	241	549	48	0	19	344	234	597	2,629	22.71%
204	135	102	237	22	0	5	107	147	259	885	29.27%
205	77	67	144	10	0	1	58	95	154	781	19.72%
307	293	196	489	41	0	12	308	210	530	3,363	15.76%
410	508	435	943	111	0	45	584	425	1,054	4,159	25.34%
Totals	2,779	2,142	4,921	597	0	158	3,542	1,818	5,518	17,740	31.10%



**Constitutional Amendments
Canvass Report**

Official Election

Run Time 12:07 PM
Run Date 11/16/2023

Llano County, Texas

Constitutional Amendment Election

11/7/2023

Page 12


Official Results

Registered Voters
5518 of 17740 = 31.10%

Precincts Reporting
11 of 11 = 100.00%

STATE OF TEXAS PROPOSITION 12 - Vote For or Against

Precinct	For	Against	Cast Votes	Undervotes	Overvotes	Absentee Voting Ballots Cast	Early Voting Ballots Cast	Election Day Voting Ballots Cast	Total Ballots Cast	Registered Voters	Turnout Percentage
101	39	39	78	11	0	7	43	39	89	319	27.90%
102	76	60	136	22	0	7	72	79	158	440	35.91%
102 - HSB	67	55	122	15	0	1	115	21	137	220	62.27%
108	188	114	302	65	0	6	210	151	367	1,057	34.72%
109	38	32	70	9	0	6	55	18	79	238	33.19%
109 - HSB	969	695	1,664	430	0	49	1,646	399	2,094	3,649	57.39%
203	295	222	517	80	0	19	344	234	597	2,629	22.71%
204	145	76	221	38	0	5	107	147	259	885	29.27%
205	80	51	131	23	0	1	58	95	154	781	19.72%
307	260	195	455	75	0	12	308	210	530	3,363	15.76%
410	437	444	881	173	0	45	584	425	1,054	4,159	25.34%
Totals	2,594	1,983	4,577	941	0	158	3,542	1,818	5,518	17,740	31.10%



**Constitutional Amendments
Canvass Report**

Official Election

Run Time 12:07 PM
Run Date 11/16/2023

Llano County, Texas

Constitutional Amendment Election


11/7/2023
Page 13

Official Results

Registered Voters
5518 of 17740 = 31.10%
Precincts Reporting
11 of 11 = 100.00%

STATE OF TEXAS PROPOSITION 13 - Vote For or Against

Precinct	For	Against	Cast Votes	Undervotes	Overvotes	Absentee Voting Ballots Cast	Early Voting Ballots Cast	Election Day Voting Ballots Cast	Total Ballots Cast	Registered Voters	Turnout Percentage
101	29	56	85	4	0	7	43	39	89	319	27.90%
102	63	88	151	7	0	7	72	79	158	440	35.91%
102 - HSB	54	77	131	6	0	1	115	21	137	220	62.27%
108	111	237	348	19	0	6	210	151	367	1,057	34.72%
109	29	45	74	5	0	6	55	18	79	238	33.19%
109 - HSB	827	1,122	1,949	145	0	49	1,646	399	2,094	3,649	57.39%
203	224	347	571	26	0	19	344	234	597	2,629	22.71%
204	109	142	251	8	0	5	107	147	259	885	29.27%
205	54	89	143	11	0	1	58	95	154	781	19.72%
307	202	312	514	16	0	12	308	210	530	3,363	15.76%
410	364	639	1,003	51	0	45	584	425	1,054	4,159	25.34%
Totals	2,066	3,154	5,220	298	0	158	3,542	1,818	5,518	17,740	31.10%



**Constitutional Amendments
Canvass Report**

Official Election

Run Time 12:07 PM
Run Date 11/16/2023

Llano County, Texas

Constitutional Amendment Election

11/7/2023

Page 14


Official Results

Registered Voters
5518 of 17740 = 31.10%

Precincts Reporting
11 of 11 = 100.00%

STATE OF TEXAS PROPOSITION 14 - Vote For or Against

Precinct	For	Against	Cast Votes	Undervotes	Overvotes	Absentee Voting Ballots Cast	Early Voting Ballots Cast	Election Day Voting Ballots Cast	Total Ballots Cast	Registered Voters	Turnout Percentage
101	57	25	82	7	0	7	43	39	89	319	27.90%
102	126	24	150	8	0	7	72	79	158	440	35.91%
102 - HSB	95	36	131	6	0	1	115	21	137	220	62.27%
108	281	78	359	8	0	6	210	151	367	1,057	34.72%
109	46	29	75	4	0	6	55	18	79	238	33.19%
109 - HSB	1,434	530	1,964	130	0	49	1,646	399	2,094	3,649	57.39%
203	413	162	575	22	0	19	344	234	597	2,629	22.71%
204	191	58	249	10	0	5	107	147	259	885	29.27%
205	103	47	150	4	0	1	58	95	154	781	19.72%
307	388	120	508	22	0	12	308	210	530	3,363	15.76%
410	721	298	1,019	35	0	45	584	425	1,054	4,159	25.34%
Totals	3,855	1,407	5,262	256	0	158	3,542	1,818	5,518	17,740	31.10%



**Constitutional Amendments
Canvass Report**

Official Election

Run Time 12:07 PM
Run Date 11/16/2023

Llano County, Texas

Constitutional Amendment Election

11/7/2023

Page 15

Official Results

Registered Voters
5518 of 17740 = 31.10%

Precincts Reporting
11 of 11 = 100.00%

*** End of report ***

