



Washington County, TX

My Treasurers Report

Summary

Date Range: 12/01/2023 - 12/31/2023

Fund	Beginning Cash Balance	Revenues	Expenses	Net Change Assets	Net Change Liabilities	Calculated Ending Balance	Actual Ending Balance	Calculated - Actual Ending
010 - GENERAL FUND	454,611.04	5,738,342.99	1,742,156.52	-1,480.92	-14,033.19	4,466,311.62	466,311.62	4,000,000.00
015 - ENGINEERING & DEVELOPMENT SERVICES	2,640,758.34	1,458,437.34	736,674.30	0.00	172.46	3,362,348.92	3,362,348.92	0.00
020 - NO	0.00	0.00	0.00	0.00	0.00	0.00	0.00	0.00
021 - HIGHWAY 290/36	31,039.53	36.56	0.00	0.00	0.00	31,076.09	31,076.09	0.00
022 - OPIOID SETTLEMENT	0.00	0.00	0.00	0.00	0.00	0.00	0.00	0.00
023 - JP TECHNOLOGY	26,785.35	1,302.63	1,668.10	0.00	0.00	26,419.88	26,419.88	0.00
024 - DISTRICT ATTORNEY LEOSE FUNDS	4,898.95	5.77	0.00	0.00	0.00	4,904.72	4,904.72	0.00
025 - DISTRICT ATTORNEY	78,758.47	62,983.79	59,859.35	0.00	100.78	81,782.13	81,782.13	0.00
026 - DISTRICT ATTORNEY - HOT CHECK	3,309.29	7.39	0.00	0.00	0.00	3,316.68	3,316.68	0.00
029 - EMS	-2,888,895.74	527,539.89	483,487.16	0.00	919.11	-2,845,762.12	-2,845,762.12	0.00
030 - AMBULANCE SERVICE SUPPLEMENT PAYMENT	89,067.22	198.79	4,200.00	0.00	0.00	85,066.01	85,066.01	0.00
031 - AMERICAN RESCUE PLAN ACT	-805,597.10	-1,103.89	131,662.60	0.00	0.00	-938,363.59	-938,363.59	0.00
032 - CORONAVIRUS RELIEF FUND	-244,392.17	-303.62	6,090.00	0.00	0.00	-250,785.79	-250,785.79	0.00
033 - SILVER CRAYON PROJECT	0.00	0.00	0.00	0.00	0.00	0.00	0.00	0.00
034 - AVIATION CAPITAL IMPROVEMENT FUND	0.00	0.00	0.00	0.00	0.00	0.00	0.00	0.00
035 - EMS DONATION	75,375.43	4,335.23	4,904.78	0.00	0.00	74,805.88	74,805.88	0.00
036 - CRIMINAL JUSTICE	20,039.44	45,992.68	229.92	0.00	0.00	65,802.20	65,802.20	0.00
037 - RURAL ADDRESSING	35,992.51	5,203.46	0.00	0.00	0.00	41,195.97	41,195.97	0.00
038 - MARCOTTIC	0.00	0.00	0.00	0.00	0.00	0.00	0.00	0.00
039 - LAW LIBRARY	60,361.43	2,171.65	1,035.00	0.00	0.00	61,498.08	61,498.08	0.00
040 - CHECK AND PROCESS	20,572.08	1,047.42	0.00	0.00	0.00	21,619.50	21,619.50	0.00
041 - SHERIFF ESCROW	21,563.82	2,413.57	0.00	0.00	0.00	23,977.39	23,977.39	0.00
042 - CHILD FOSTER CARE	42,756.72	218.06	419.90	0.00	0.00	42,554.88	42,554.88	0.00
044 - SNACK ACCOUNT	7,919.31	2,458.19	3,412.02	0.00	0.00	6,965.48	6,965.48	0.00
045 - SCHOOL LAND DAMAGE	6,735.63	7.93	0.00	0.00	0.00	6,743.56	6,743.56	0.00
046 - PERMANENT SCHOOL / AVAILABILITY	-17,599.44	-31.94	9,521.15	0.00	0.00	-27,152.53	-27,152.53	0.00
048 - SCHOOL LAND IMPROVEMENT	67,625.66	79.65	0.00	0.00	0.00	67,705.31	67,705.31	0.00
049 - DISTRICT ATTORNEY FORFEITURE ACCOUNT	92,653.14	206.79	0.00	0.00	0.00	92,859.93	92,859.93	0.00
050 - SHERIFF FORFEITURE ACCOUNT	3,803.62	8.49	0.00	0.00	0.00	3,812.11	3,812.11	0.00
051 - FORFEITURE OF ASSETS ACCOUNT	0.00	0.00	0.00	0.00	0.00	0.00	0.00	0.00
052 - RECORD MANAGEMENT PRESERVATION	111,474.95	6,645.69	0.00	0.00	0.00	118,120.64	118,120.64	0.00
053 - OPEB FUNDING	24,470.11	28.82	0.00	0.00	0.00	24,498.93	24,498.93	0.00
054 - DISTRICT CLERK - RMP	67,493.79	1,377.42	0.00	0.00	0.00	68,871.21	68,871.21	0.00
055 - COUNTY AND DISTRICT CLERK TECH FUND	24,961.56	230.15	0.00	0.00	0.00	25,191.71	25,191.71	0.00
056 - RECORD PRESERVATION	-2,480.76	778.75	0.00	0.00	0.00	-1,702.01	-1,702.01	0.00
057 - SEIZURE ACCOUNT	0.00	0.00	0.00	0.00	0.00	0.00	0.00	0.00
058 - CELLULAR PHONE ACCOUNT	0.00	0.00	0.00	0.00	0.00	0.00	0.00	0.00

Fund	Beginning Cash Balance	Revenues	Expenses	Net Change Assets	Net Change Liabilities	Calculated Ending Balance	Actual Ending Balance	Calculated - Actual Ending
059 - ARCHIVE FEE COUNTY CLERK	28,899.61	5,590.38	165.00	0.00	0.00	34,324.99	34,324.99	0.00
060 - PERSONNEL / EMPLOYEE TESTING	15,369.91	17.07	875.21	0.00	0.00	14,511.77	14,511.77	0.00
061 - CONSTABLE PRECINCT 1 TRAINING FUND	1,605.20	3.32	150.00	0.00	0.00	1,458.52	1,458.52	0.00
062 - CONSTABLE PRECINCT 2 TRAINING FUND	2,326.18	5.19	0.00	0.00	0.00	2,331.37	2,331.37	0.00
063 - CONSTABLE PRECINCT 3 TRAINING FUND	2,112.79	4.72	0.00	0.00	0.00	2,117.51	2,117.51	0.00
064 - CONSTABLE PRECINCT 4 TRAINING FUND	6,944.42	15.50	0.00	0.00	0.00	6,959.92	6,959.92	0.00
065 - COMMUNITY SERVICE RESTITUTION	60,517.96	135.07	0.00	0.00	0.00	60,653.03	60,653.03	0.00
066 - PECAN GLEN ROAD DISTRICT DEBT SERVICE	78,188.90	2,085.73	75.99	0.00	0.00	80,198.64	80,198.64	0.00
067 - INTEREST AND SINKING FUND	339,595.45	113,424.21	0.00	0.00	0.00	453,019.66	3,019.66	450,000.00
068 - PECAN GLEN ROAD DISTRICT PROJECT ACCOUNT	19,773.29	2.51	3,350.00	0.00	0.00	16,425.80	16,425.80	0.00
069 - COURTHOUSE RESTORATION FUND	0.00	0.00	0.00	0.00	0.00	0.00	0.00	0.00
070 - COURTHOUSE SECURITY	97,369.06	3,890.60	0.00	0.00	0.00	101,259.66	101,259.66	0.00
071 - DISTRICT COURT ARCHIVE FUND	28,373.66	33.42	0.00	0.00	0.00	28,407.08	28,407.08	0.00
072 - UNCLAIMED AND ABANDONED PROPERTY	23,683.58	52.86	0.00	0.00	0.00	23,736.44	23,736.44	0.00
073 - HOMELAND SECURITY	580.68	0.68	0.00	0.00	0.00	581.36	581.36	0.00
074 - WC-TX COMMUNITY DEVELOPMENT PROGRAM	635.69	1.42	0.00	0.00	0.00	637.11	637.11	0.00
075 - ENGINEERING AND DEVELOPMENT CLEARING	16,636.37	25.46	0.00	0.00	0.00	16,661.83	6,858.60	9,803.23
076 - TOBACCO SETTLEMENT	-3,371.44	-3.97	0.00	0.00	0.00	-3,375.41	-3,375.41	0.00
077 - JUSTICE OF THE PEACE 4 PAYABLE	15,131.70	0.00	0.00	0.00	8,400.40	6,731.30	6,731.30	0.00
078 - SHERIFF EQUIPMENT	0.00	0.00	0.00	0.00	0.00	0.00	0.00	0.00
079 - EXPO	0.00	74.76	0.00	0.00	46,233.93	-46,159.17	0.00	-46,159.17
080 - CLERK ELECTIONS ACCOUNT	45,888.45	54.05	0.00	0.00	0.00	45,942.50	45,942.50	0.00
081 - HAVA GRANT EQUIPMENT ACCOUNT	2,625.00	0.00	0.00	0.00	0.00	2,625.00	2,625.00	0.00
082 - JUSTICE OF THE PEACE 3 PAYABLE	16,676.62	0.00	0.00	0.00	11,743.06	4,933.56	4,933.56	0.00
083 - JUSTICE OF THE PEACE 2 PAYABLE	35,061.33	0.00	0.00	0.00	23,207.40	11,853.93	11,853.93	0.00
084 - JUSTICE OF THE PEACE 1 PAYABLE	36,755.87	0.00	0.00	0.00	24,160.53	12,595.34	12,595.34	0.00
085 - BRAZOS VALLEY HOME CONSORTIUM	0.00	0.00	0.00	0.00	0.00	0.00	0.00	0.00
086 - 2008 HEALTH PILOT GRANT	29,141.55	34.32	0.00	0.00	0.00	29,175.87	29,175.87	0.00
087 - TDRA	0.00	0.00	0.00	0.00	0.00	0.00	0.00	0.00
088 - BAIL BOND ACCOUNT	6,713.24	7.91	0.00	0.00	0.00	6,721.15	6,721.15	0.00
089 - SHERIFF GRANT FUND	0.00	0.00	0.00	0.00	0.00	0.00	0.00	0.00
090 - BPA/DA SEIZURE ACCOUNT	94,292.29	210.45	0.00	0.00	0.00	94,502.74	94,502.74	0.00
091 - SO TRAINING FUND	7,269.06	8.56	0.00	0.00	0.00	7,277.62	7,277.62	0.00
092 - SO DONATION FUND	128,573.49	27,481.48	1,789.58	0.00	0.00	154,265.39	154,265.39	0.00
093 - HOTEL / MOTEL TAX	121,054.04	396.52	41,760.00	0.00	0.00	79,690.56	79,690.56	0.00
094 - HEALTHY COUNTY REWARDS	3,292.20	3.51	311.78	0.00	0.00	2,983.93	2,983.93	0.00
095 - ENVIRONMENTAL CLEARING	13,231.03	0.00	0.00	0.00	4,689.81	8,541.22	8,541.22	0.00
096 - CO. ATTY. PRETRIAL DIVERSION	28,122.15	1,534.89	0.00	0.00	0.00	29,657.04	29,657.04	0.00
097 - GENERAL FIXED ASSETS	0.00	0.00	0.00	0.00	0.00	0.00	0.00	0.00
098 - PAYROLL CLEARING FUND	30,978.65	212.42	0.00	0.00	4,169.77	27,021.30	30,486.39	-3,465.09
099 - POOLED CASH	0.00	0.00	0.00	0.00	-733,568.63	733,568.63	0.00	733,568.63
Report Total:	1,388,110.16	8,015,922.69	3,233,798.36	-1,480.92	-623,804.57	6,795,519.98	1,651,772.38	5,143,747.60



Washington County, TX

My Treasurers Report Summary

Date Range: 12/01/2023 - 12/31/2023

Fund	Beginning Cash Balance	Revenues	Expenses	Net Change Assets	Net Change Liabilities	Calculated Ending Balance	Actual Ending Balance	Calculated - Actual Ending
010 - GENERAL FUND	24,768,325.62	5,856,142.07	1,742,156.52	4,117,799.08	4,117,799.08	20,646,713.01	28,886,124.70	-8,239,411.69
015 - ENGINEERING & DEVELOPMENT SERVICES	3,018,563.49	1,472,203.02	736,674.30	13,765.68	13,765.68	3,726,560.85	3,032,329.17	694,231.68
021 - HIGHWAY 290/36	583,561.20	2,682.11	0.00	2,645.55	2,645.55	580,952.21	586,206.75	-5,254.54
023 - JP TECHNOLOGY	100,613.99	1,758.78	1,668.10	456.15	456.15	99,792.37	101,070.14	-1,277.77
030 - AMBULANCE SERVICE SUPPLEMENT PAYMENT	200,000.00	198.79	4,200.00	0.00	0.00	195,998.79	200,000.00	-4,001.21
031 - AMERICAN RESCUE PLAN ACT	6,035,797.14	26,421.46	131,662.60	27,525.35	27,525.35	5,875,505.30	6,063,322.49	-187,817.19
032 - CORONAVIRUS RELIEF FUND	201,228.02	608.64	6,090.00	912.26	912.26	193,922.14	202,140.28	-8,218.14
035 - EMS DONATION	150,920.99	5,019.42	4,904.78	684.19	684.19	149,667.25	151,605.18	-1,937.93
037 - RURAL ADDRESSING	125,767.51	5,773.62	0.00	570.16	570.16	130,400.81	126,337.67	4,063.14
042 - CHILD FOSTER CARE	100,613.99	674.21	419.90	456.15	456.15	99,956.00	101,070.14	-1,114.14
045 - SCHOOL LAND DAMAGE	30,184.19	144.79	0.00	136.86	136.86	30,055.26	30,321.05	-265.79
046 - PERMANENT SCHOOL / AVAILABILITY	1,337,119.79	6,029.82	9,521.15	6,061.76	6,061.76	1,321,504.94	1,343,181.55	-21,676.61
048 - SCHOOL LAND IMPROVEMENT	427,609.49	2,018.19	0.00	1,938.54	1,938.54	425,750.60	429,548.03	-3,797.43
052 - RECORD MANAGEMENT PRESERVATION	301,841.99	8,014.08	0.00	1,368.39	1,368.39	307,119.29	303,210.38	3,908.91
053 - OPEB FUNDING	226,381.51	1,055.13	0.00	1,026.31	1,026.31	225,384.02	227,407.82	-2,023.80
056 - RECORD PRESERVATION	125,767.51	1,348.91	0.00	570.16	570.16	125,976.10	126,337.67	-361.57
059 - ARCHIVE FEE COUNTY CLERK	100,613.99	6,046.53	165.00	456.15	456.15	105,583.22	101,070.14	4,513.08
067 - INTEREST AND SINKING FUND	1,809,734.93	122,485.27	0.00	459,061.06	459,061.06	1,014,098.08	2,268,795.99	-1,254,697.91
070 - COURTHOUSE SECURITY	150,920.99	4,574.79	0.00	684.19	684.19	154,127.40	151,605.18	2,522.22
076 - TOBACCO SETTLEMENT	427,149.00	1,592.47	0.00	1,596.44	1,596.44	425,548.59	428,745.44	-3,196.85
093 - HOTEL / MOTEL TAX	452,762.98	2,449.10	44,760.00	2,052.58	2,052.58	409,346.92	454,815.56	-45,468.64
Report Total:	40,675,478.32	7,527,241.20	2,679,222.35	4,639,767.01	4,639,767.01	36,243,963.15	45,315,245.33	-9,071,282.18

WASHINGTON COUNTY INVESTMENT REPORT 2022

Account Number	Title	Fund	Term	%	Balance	Maturity Date	Pay Dates	Interest	M/D
1	627541 W/C AMBULANCE SERVICE SUPPLEMENT	30	12 MO	4.40%	\$200,000.00 COMPOUND	7/22/2024 PAY AT MAT	7/22/2023	\$5,509.81	
2	627707 W/C TOBACCO SETTLEMENT	76	12 MO	4.40%	\$75,000.00 COMPOUND	7/26/2024 PAY AT MAT	7/26/2023	\$2,066.17	
3	628013 W/C GENERAL	10	11 MO	3.25%	\$0.00 COMPOUND	10/4/2023 PAY AT MAT	10/4/2023	\$120,740.01	\$4,120,740.01
4	628057 W/C ARPA	31	11 MO	3.25%	\$0.00 COMPOUND	10/4/2023 PAY AT MAT	10/4/2023	\$90,555.01	\$3,090,555.01
5	628062 W/C OPEB	59	11 MO	3.92%	\$0.00 COMPOUND	10/18/2023 PAY AT MAT	10/18/2023	\$8,216.95	\$233,216.95
6	628189 W/C ROAD AND BRIDGE	15	11 MO	3.92%	\$0.00 COMPOUND	10/17/2023 PAY AT MAT	10/17/2023	\$109,559.40	\$3,109,559.40
7	628197 W/C HWY 290/36	21	11 MO	3.92%	\$0.00 COMPOUND	10/17/2023 PAY AT MAT	10/17/2023	\$21,181.48	\$601,181.48
8	628198 W/C JP TECHNOLOGY	23	11 MO	3.92%	\$0.00 COMPOUND	10/17/2023 PAY AT MAT	10/17/2023	\$3,651.97	\$103,651.97
9	628199 W/C EMS DONATIONS	35	11 MO	3.92%	\$0.00 COMPOUND	10/17/2023 PAY AT MAT	10/17/2023	\$5,477.96	\$155,477.96
10	628200 W/C RURAL ADDRESSING	37	11 MO	3.92%	\$0.00 COMPOUND	10/17/2023 PAY AT MAT	10/17/2023	\$4,564.97	\$129,564.97
11	628201 W/C CHILD WELFARE	42	11 MO	3.92%	\$0.00 COMPOUND	10/17/2023 PAY AT MAT	10/17/2023	\$3,651.97	\$103,651.97
12	628202 W/C SCHOOL LAND DAMAGE	45	11 MO	3.92%	\$0.00 COMPOUND	10/17/2023 PAY AT MAT	10/17/2023	\$1,095.59	\$31,095.59
13	628203 W/C PERMANENT SCHOOL FUND	46	11 MO	3.92%	\$0.00 COMPOUND	10/17/2023 PAY AT MAT	10/17/2023	\$48,533.35	\$1,377,493.35
14	628204 W/C SCHOOL LAND IMPROVEMENT	48	11 MO	3.92%	\$0.00 COMPOUND	10/17/2023 PAY AT MAT	10/17/2023	\$15,520.91	\$440,520.91
15	628206 W/C CO CLERK RECORD MGMT PRESERVATION	52	11 MO	3.92%	\$0.00 COMPOUND	10/17/2023 PAY AT MAT	10/17/2023	\$10,822.39	\$310,822.39
16	628208 W/C DIST CLERK RECORD MGMT PRESERVATION	56	11 MO	3.92%	\$0.00 COMPOUND	10/18/2023 PAY AT MAT	10/18/2023	\$4,564.97	\$129,564.97
17	628209 W/C ARCHIVE FEE	59	11 MO	3.92%	\$0.00 COMPOUND	10/18/2023 PAY AT MAT	10/18/2023	\$4,564.97	\$129,564.97

18	628212 W/C COURTHOUSE SECURITY	70 11 MO	3.92%	COMPOUND	\$0.00	10/18/2023	PAY AT MAT	10/18/2023	\$5,477.96	\$155,477.96
19	628214 W/C TOBACCO FUND	76 11 MO	3.92%	COMPOUND	\$0.00	10/18/2023	PAY AT MAT	10/18/2023	\$12,781.92	\$362,781.92
20	628216 W/C HOTEL MOTEL	93 11 MO	3.92%	COMPOUND	\$0.00	10/18/2023	PAY AT MAT	10/18/2023	\$18,807.69	\$533,807.69
21	628226 W/C GENERAL	10 11 MO	3.92%	COMPOUND	\$0.00	10/18/2023	PAY AT MAT	10/18/2023	\$273,898.52	\$7,773,898.52
22	628228 W/C ARPA	31 11 MO	3.92%	COMPOUND	\$0.00	10/18/2023	PAY AT MAT	10/18/2023	\$109,559.40	\$3,109,559.40
23	628233 W/C CORONAVIRUS RELIEF FUND	32 11 MO	3.92%	COMPOUND	\$0.00	10/18/2023	PAY AT MAT	10/18/2023	\$7,303.95	\$207,303.95
24	628257 W/C DEBT SERVICE	67 11 MO	3.92%	COMPOUND	\$0.00	10/22/2023	PAY AT MAT	10/23/2023	\$65,735.64	\$1,865,735.64
25	TOTAL ALL CD'S 435081 W/C GENERAL #2	JAN FEB MAR APR MAY JUNE JULY AUG SEPT OCT			\$275,000.00	YTD INT			\$953,842.96	\$953,842.96
26	TX-01-226 W/C TEXAS CLASS	MAY JUNE JULY AUGUST SEPT OCT NOV	4.90% 4.95% 5.00% 5.17% 5.19% 5.20% 5.23%	Opening Deposit	\$7,000,000.00	Balance			\$12,342.61 \$28,637.06 \$29,962.23 \$31,119.71 \$27,775.06 \$48,345.89 \$90,143.06 \$117,799.08	
	Transfer CD 628013 TRANSFER CD 628225			Dep/W/D's					\$4,000,000.00 \$6,500,000.00 \$4,000,000.00 \$4,000,000.00 \$4,000,000.00	
									\$28,886,124.70	

27

79914 WCTEXAS POOL
Transfer CD 628057
Transfer CD 628228

OCT ARRA Fund 31
ARRA Fund 31
OCT Fund 31
NOV Fund 31

Opening Deposit Deposits Balance
\$3,000,000.00 \$3,000,000.00

OCTOBER \$9,262.21
NOVEMBER \$26,534.93
DECEMBER \$27,525.35

Transfer CD 628139

EOS Fund 15
OCT Fund 15
NOV Fund 15

\$3,000,000.00

OCTOBER \$5,293.09
NOVEMBER \$13,270.40
DECEMBER \$13,765.68

28

408 WCTEXAS STAR
CD 628203

OCT Perm Sch Fund 46
NOV Fund 46

Opening Deposit Deposits Current Balance
\$1,328,960.00

\$1,343,181.55

CD 628197

OCT Hwy 290/36 Fund 21
NOV Fund 21

\$580,000.00

\$586,206.75

CD 628216

OCT HOT Fund 93
NOV Fund 93

\$450,000.00

\$454,815.56

CD 628204

OCT Sch Impr Fund 48
NOV Fund 48

\$425,000.00

\$429,548.03

CD 628214

OCT Tobacco Fund 76
NOV Fund 76

\$350,000.00

\$353,745.44

CD 628206

OCT Rec Mgmt Fund 52
NOV Fund 52

\$300,000.00

\$303,210.38

CD 628062

OCT OPEB Fund 53
NOV Fund 53

\$225,000.00

\$227,407.82

CD 628233

OCT CARES Fund 32
NOV Fund 32

\$200,000.00

\$202,140.28

CD 628212

OCT CH Sec Fund 70
NOV Fund 70

\$150,000.00

\$151,605.18

CD 628200

OCT Rur Addr Fund 37
NOV Fund 37

\$125,000.00

\$126,337.67

CD 628208

OCT Rec Pres Fund 56
NOV Fund 56

\$125,000.00

\$126,337.67

CD 628198

OCT JP Tech Fund 23
NOV Fund 23

\$100,000.00

\$101,070.14

CD 628201

OCT Foster Child Fund 42
NOV Fund 42
DEC Fund 42

\$100,000.00

\$101,070.14

\$438.89
\$456.15
\$175.10
\$456.15

CD	Month	Account	Fund	YTD INT	YTD INTEREST
CD 628209	OCT	CoClk Arch	Fund 59	\$100,000.00	\$175.10
	NOV				\$438.89
	DEC				\$456.16
CD 628202	OCT	Sch Damage	Fund 45	\$30,000.00	\$52.52
	NOV				\$131.67
	DEC				\$136.86
CD 628257	OVT	Debt Serv	Fund 67	\$1,800,000.00	\$1,840.42
	NOV				\$9,734.93
	DEC				\$9,061.06
CD 628199	OCT	EMS Donations	Fund 35	\$150,000.00	\$262.64
	NOV				\$658.35
	DEC				\$684.19

TOTAL TX STAR \$7,058,468.97
 TEX CLASS \$28,886,124.70
 TEX POOL \$9,095,651.66

POOL FUNDS YTD INT \$556,442.56


2 CD's \$275,000.00
 CD & MM INT


INVESTMENT TOTAL \$45,315,245.33 YTD INTEREST \$1,613,410.82


TREASURER'S REPORT

EXAMINED AND APPROVED BY WASHINGTON COUNTY INVESTMENT COMMITTEE

THIS 23rd DAY OF January, 20 24


PEGGY KRAMER
WASHINGTON CO. TREASURER



SHAWNA D HOLLIS
WASHINGTON CO. AUDITOR

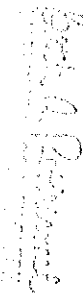

KIRK HANATH
WASHINGTON CO.
COMMISSIONER, PCT. 3

WASHINGTON COUNTY, TEXAS

FILED WITH THE EXHIBITS ACCOMPANYING SAME,


THIS 24th DAY OF January, 20 24


BETH ROTHERMEL
COUNTY CLERK

FILED AND APPROVED
2024 JAN 23 AM 11:52


EXAMINED AND APPROVED IN OPEN COMMISSIONERS' COURT

THIS 24th DAY OF January, 20 24


PRESIDING OFFICER OF COMMISSIONERS' COURT